

第24届冬季奥林匹克运动会
The XXIV Olympic Winter Games



官方成绩册 Official Results Book

冰球
Ice Hockey



一起向未来
Together for a Shared Future



Version History

Version	Date	Created by	Comments
1.0	20 FEB 2022	Kanstantsyia LESHCHANKA (VRM) Corrado BARBERO (VRM) CHEN Yiming (DVRM) LENG Zibin (DVRM) YIN Gaoyu (DVRM)	First version



Competition Format and Rules

赛制与规则 / Format et règlement des compétitions
As of SUN 23 JAN 2022

OLYMPIC COMPETITION FORMAT

An ice hockey game consists of three 20-minute periods of play, during which players are rotated frequently, with a 15-minute intermission between periods plus overtime and penalty shootout if required.

Men

Preliminary round (18 games):

Consists of three groups of four teams, in which all teams play against each other. Ranking in each preliminary round group is determined by game points on the following basis (three point system):

- 3 points for the winning team at the conclusion of regulation time.
- 1 point for both teams at the conclusion of regulation time if the game is tied.
- 1 additional point earned for the team winning the game in an overtime period, or the penalty shootout procedure if the teams are still tied following conclusion of the overtime period.
- 0 points for the team losing the game in regulation time.

All 12 teams are ranked in a single ranking list (combined ranking) according to the results achieved in their group (group ranking, number of points, goal difference, goals scored, pre-competition seeding). The top four teams (winners of each group and the best second ranked team) qualify directly to the quarterfinals, while the remaining eight teams are seeded into the qualification play-off: 5th vs 12th, 6th vs 11th, 7th vs 10th, 8th vs 9th.

Play-off round:

During the play-off round, teams are seeded for each phase, except for the quarterfinals, based on their combined ranking. This means that positions in the bracket cannot be predetermined.

Qualification play-off (4 games):

The winners qualify to the quarterfinals, and the losers are ranked 9th to 12th according to their combined ranking.

Quarterfinals (4 games):

The quarterfinal pairings are:

- 1D – W(8D-9D)
- 2D – W(7D-10D)
- 3D – W(6D-11D)
- 4D – W(5D-12D)

The winners qualify to the semifinals and the losers are ranked 5th to 8th according to their combined ranking.

Semifinals (2 games):



The teams with the highest and lowest rankings in the preliminary round combined ranking play against each other in one semifinal, and the remaining two teams play against each other in the other semifinal. The winners play in the gold medal game, while the losers play in bronze medal game.

Finals (2 games):

Bronze medal and gold medal games.

DIFFERENCES BETWEEN THE IIHF WORLD CHAMPIONSHIP AND THE OLYMPIC WINTER GAMES

The IIHF World Championship features 16 teams competing in a preliminary round (round-robin format) followed by a play-off round (single elimination format including quarterfinals, semifinals and final).

CHANGES SINCE THE OLYMPIC WINTER GAMES PYEONGCHANG 2018

If the medal games are tied after 20 minutes of overtime, further overtime periods will be played until a game winning goal is scored (no Penalty-Shot Shootout).



WOMEN

OLYMPIC COMPETITION FORMAT

Preliminary round (20 games):

Consists of two groups of five teams, namely Group A with teams seeded 1-5 and Group B with teams seeded 6-10. Within each group all teams play against each other. Ranking in each preliminary round group is determined by game points.

The five teams from Group A and the top three from Group B advance to the quarterfinals. The two teams ranked 4th and 5th in Group B are ranked 9th and 10th in the final ranking. During the play-off round, teams are seeded for each phase based on their preliminary round ranking. This means that position in the bracket for the semifinals cannot be predetermined.

Quarterfinals (4 games):

The quarterfinal pairing will be A1 vs B3, A2 vs B2, A3 vs B1 and A4 vs A5. The winners advance to the semifinals, while the losers are ranked 5th to 8th according to their preliminary round ranking (group (A>B), rank within the group, number of points, goal difference, goals scored, pre-competition seeding).

Semifinals (2 games):

The winners play in the gold medal game, while the losers play in bronze medal game.

Finals (2 games):

Bronze medal and gold medal games.

DIFFERENCES BETWEEN THE IIHF WORLD CHAMPIONSHIP AND THE OLYMPIC WINTER GAMES

The IIHF World Championship has the same preliminary round format but a different play-off format to the Olympic Games. In the play-off round of the IIHF World Championship the top two teams in group A qualify directly to the semifinals.

The bottom two teams in group B play a best-of-three set of relegation games. The other four teams meet in two quarterfinal games with the winners advancing to the semifinals and the losers playing to determine fifth and sixth places. The semifinal winners advance to the gold medal game, and the semifinal losers play in the bronze medal game.

CHANGES SINCE THE OLYMPIC WINTER GAMES PYEONGCHANG 2018

The number of teams in the tournament has increased from eight to ten.

The competition format for the Women's event has been changed.

If the medal games are tied after 20 minutes of overtime, further overtime periods will be played until a game winning goal is scored (no Penalty-Shot Shootout).



SPORT RULES AND PROCEDURES

Tiebreak rules

If any game is tied at the end of regulation time, a five-minute (preliminary round), or 10-minute (play-off round games except the medal games) overtime period is played. The overtime period will end when the time has expired or when a goal is scored; the scoring team being declared the winner.

If no goal is scored in the overtime period then the penalty-shot shootout procedure will apply according to the IIHF Sport Regulations, except for the medal games, where additional twenty (20) minute periods of overtime will be played until a goal is scored:

- Five different players from each team take alternate shots, until a decisive goal is scored.
- If the game is still tied after ten shots it continues under a sudden-death format according to which one skater from each team takes a shot until a winner is determined.

Preliminary round ranking

- The tiebreaking system for two teams with the same number of points in a standing will be the game between the two teams, the winner of the game taking precedence.
- Because the three-point system does not allow a game to end in a tie, then the following tiebreaking procedure is applicable when three or more teams are tied in points in the preliminary round.
- Should three or more teams be tied on points, then a tiebreaking formula will be applied as follows, creating a sub-group amongst the tied teams. This process will continue until only two or none of the teams remain tied. In the case of two remaining tied teams, the game between the two would then be the determining tiebreaker as the game could not end as a tie.

Step 1: Taking into consideration the games between each of the tied teams, a sub-group is created applying the points awarded in the direct games amongst the tied teams from which the teams are then ranked accordingly.

Step 2: Should three or more teams still remain tied in points then the better goal difference in the direct games amongst the tied teams will be decisive.

Step 3: Should three or more teams still remain tied in points and goal difference then the highest number of goals scored by these teams in their direct games will be decisive.

Step 4: Should three or more teams still remain tied in points, goal difference and goals scored then the results between each of the three teams and the closest best-ranked team outside the sub-group will be applied. In this case the tied team with the best result (1. points, 2. goal difference, 3. more goals scored) against the closest best ranked-team will take precedence.

Step 5: Should the teams still remain tied, then the results between each of the three teams and the next highest best-ranked team outside the sub-group will be applied.

Step 6: Should the teams still remain tied after these five steps have been exercised then sport considerations will be applied, and the teams will be ranked by their positions coming into the Olympic tournament.

The IIHF tiebreaking system will be used to resolve ties before the end of the preliminary round.

In the case where two teams are tied and they have not yet played against each other, and in the case where three or more teams are tied and not all mutual games have been played within the sub-group, the following criteria will be used to break the tie:



- Fewest number of games played
- Highest Goal Differential (GF-GA) in all games
- Highest number of Goals For (GF) in all games
- Highest tournament seeding entering the tournament
- In the case of three or more tied teams, this process will continue until only two teams remain tied. The game between the two remaining tied teams would then be the determining tiebreaker. If the two remaining tied teams have not played each other then the tiebreak will be determined by restarting the process only for these two teams.

Overtime operations

Overtime – operations for a preliminary-round game

If at the end of the three regular 20 minutes periods in a Preliminary Round Game and the two playing teams are tied, the teams will then play a 'sudden death' overtime period of not more than five minutes with the team scoring first declared the winner.

The overtime period shall be played with each team at a numerical strength of three skaters and one goaltender. The overtime period will commence following a three-minute intermission during which time a shovelling of the ice surface by arena personnel will be performed utilising the same procedure as during Snow Clearing Service. Once the intermission has been completed, the clock will be reset to 5:00 minutes and the overtime period will begin immediately. Teams will not change ends.

The players will remain at their respective player benches during the three-minute intermission in which the shovelling of the ice surface takes place. Goaltenders must go to their respective players' benches during this rest period, however, penalised players must remain on the penalty bench.

Should a penalised player exit the penalty bench, they shall be returned immediately by the game officials with no additional penalty being assessed, unless they commit an infraction of any other rule. Teams are not permitted to return to the dressing room during this time.

Overtime - operations for a play-off game except medal games

If at the end of the three regular 20 minutes periods in a play-off game and the two playing teams are tied, the teams will then play a 'sudden death' overtime period of not more than 10 minutes with the team scoring first declared the winner. The overtime period shall be played with each team at a numerical strength of three skaters and one goaltender.

The overtime period will commence following a three-minute intermission during which time a shovelling of the ice surface will be performed by arena personnel utilising the same procedure as during television time-outs. Once the intermission has been completed, the clock will be reset to 10:00 minutes and the overtime period will begin immediately. Teams will not change ends.

The players will remain at their respective player benches during the 3-minute intermission in which the shovelling of the ice surface takes place. Goaltenders must go to their respective players' benches during this rest period, however, penalised players must remain on the penalty bench. Should a penalised player exit the penalty bench, they shall be returned immediately by the game officials with no additional penalty being assessed, unless they commit an infraction of any other rule. Teams are not permitted to return to the dressing room during this time.

Overtime - operations for the medal games



If at the end of the three regular 20 minutes periods in a medal game and the two playing teams are tied, the teams will then play a 'sudden death' overtime of not more than 20 minutes with the team scoring first declared the winner. The overtime period(s) shall be played with each team at a numerical strength of three skaters and one goaltender.

The overtime period will commence following an ice resurfacing during a 15-minute intermission where the teams will return to their dressing room before the start of the overtime period. Teams will not change ends. If at the end of the first overtime period the two playing teams are still tied, the teams will then continue to play a second overtime period following an ice resurfacing during a 15-minute intermission where the teams will return to their dressing room before the start of the second overtime period. Teams will change ends.

If at the end of the second overtime period the two playing teams are still tied, the teams will then continue to play a third overtime period following an ice resurfacing during a 15-minute intermission where the teams will return to their dressing room before the start of the 3rd overtime period. Teams will change ends.

This procedure will go on until a winner is declared.

Penalty-shot shootout procedure

Except for the medal games, if no goal is scored in the overtime period, then the IIHF penalty-shot shootout procedure will apply. The following procedure will be utilised.

1. Shots will be taken at both ends of the ice surface. The 14-meter-wide longitudinal centre section of the rink, between the Face-Off Spots in the neutral and end zones, will be dry-scraped by the ice-resurfacing machine prior to the Penalty-Shot Shootout during the time required to organise the programme accordingly.
2. The procedure will begin with five different shooters from each team taking alternate shots. The players do not need to be named beforehand. Eligible to participate in the penalty-shot shootout will be the four goaltenders and all players from both teams listed on the official game sheet except as specified in article 3 below.
3. Any player whose penalty had not been completed when the overtime period ended is not eligible to be one of the players selected to take the shots and must remain in the penalty box or in the dressing room. Also, players serving penalties assessed during the penalty-shot shootout must remain in the penalty box or in the dressing room until the end of the procedure.
4. The referee will call the two captains to the referee crease and flip a coin to determine which team takes the first shot. The winner of the coin toss will have the choice whether their team will shoot first or second.
5. The goaltenders shall defend the same goal as in the overtime period and may remain at their goal creases while the opposing team is taking a shot.
6. The goaltenders from each team may be changed after each shot.
7. The shots will be taken in accordance with Rule 84 of the IIHF Official Rule Book.
8. The players of both teams will take the shots alternately until a decisive goal is scored. The remaining shots will not be taken.
9. If the score is still tied after all shots are taken by each team, the procedure shall continue with a tiebreak shootout, using the same or new players. The team that shot second in the first five penalty-shots will start first in the tiebreak shots. The game shall be finished as soon as a duel of two players brings the decisive result. The same player can be used for each shot by a team in the tiebreak shootout.
10. The official scorekeeper will record all shots taken, indicating the players, goaltenders and goals scored.



11. Only the decisive goal will count in the result of the game. It shall be credited to the team that scored the goal and charged against the team that was scored upon.

12. If a team declines to participate in the penalty-shot shootout, the game will be declared as a loss for that team and the other team will be awarded three points for a win. If a player declines to take a shot it will be declared "no score" for their team.

Frozen puck guidelines

In an effort to provide the players with the best possible puck each and every shift, the following procedure to ensure that a frozen puck is in play at all times.

The procedure will be as follows:

1. The penalty box attendant is to open the penalty box door at a whistle when the puck has been in use for more than two minutes of actual playing time.

- at 17:34 – a new puck
- at 16:10 – a whistle, same puck
- at 15:12 – a whistle, new puck

2. As the linesmen will not be aware of the actual time that a puck has been in play it will be the job of the penalty box attendant to open the penalty box door to signal to a linesman to come and get a new puck. The linesman will pick it up for use at the upcoming face-off.

3. Before the opening face-off of each period the linesman will come to get a puck just before the face-off is to take place.

4. During a snow cleaning service, the linesman will not come to get the new puck until the conclusion of the service.

5. If for any reason there is a lengthy stoppage of play (altercation, ice repair, broken glass, etc.) and it is evident that the puck in play has been out of the freezer for an extended length of time the penalty box attendant is to signal the linesman to get a new puck as play is about to resume.

Snow clearing service

Snow clearing service may only be granted when teams are at equal strength when a stoppage in play occurs (4 on 4, 5 on 5, or 6 on 6). The determination of equal strength is the manpower on the ice at the time of the whistle. Therefore, if Team A is a man down, and a penalty is called on Team B, a commercial break is not allowed.

The only exception is when a team is a player short due to a five-minute major penalty; in this case the snow clearing service will be administered by the snow clearing service coordinator in the normal fashion. However, if a two-minute minor penalty is given to the same team during the five-minute major penalty (creating a five on three situation), a snow clearing service cannot be taken until the minor penalty ends.

Snow clearing service will be taken at the first stoppage of play after the following times on the game clock as it counts down:

- Break number 1, 14.00
- Break number 2, 10.00



- Break number 3, 06.00

The only exception to the snow clearing service being taken at these stoppages of play are 1) when a goal is scored, 2) when there is a call for a penalty shot, 3) when an icing infraction is called, except when a penalty or penalties are assessed at the icing call that affect the on-ice strength of either team, or 4) when a fight breaks out on ice.

If a snow clearing service is not taken during the prescribed time slot, because of penalties or the flow of the game, the missed snow clearing service opportunity will be made up at the first stoppage of play in the next snow clearing service time slot. The second snow clearing service will then be taken after the first stoppage after 60 seconds of the first snow clearing service. If there is another incident where the second snow clearing service is missed, this procedure will continue to repeat itself until all breaks are taken.

Protests

Protests must be filed with the corresponding directorate (jury) in writing, in English, within 60 minutes of the completion of the game.

General rules

The 2021-2022 International Ice Hockey Federation (IIHF) Official Rule Book, the 2021-2024 IIHF Statutes and By-laws (effective September 2021) and the applicable IIHF Regulations shall apply to the Olympic Winter Games Beijing 2022 ice hockey competitions.

Any questions or incidents not covered by the rules are handled as follows:

- Cases of a general nature are resolved in accordance with the Olympic Charter.
- Technical questions are resolved by the 2021-2022 IIHF Rule Book, the 2021-2024 IIHF Statutes and By-laws and the applicable IIHF Regulations.

The content of this Information Book is for information purposes only and was correct at the time of publication in January 2021. In case of discrepancies with the above-mentioned Rules and Regulations, the latest Olympic Charter and IIHF Rules, Bylaws and Regulations before the Games shall apply.

Note:

For further information please consult www.iihf.com



Medallists by Event
各小项获奖运动员 / Médaillé(e)s par épreuve
As of SUN 20 FEB 2022 at 14:21

Event	Date	Medal	Name	NOC Code
Women	THU 17 FEB	GOLD	AMBROSE Erin BELL Ashton CAMPBELL Kristen CLARK Emily DAOUST Melodie DESBIENS Ann-Renee FAST Renata FILLIER Sarah JENNER Brianne JOHNSTON Rebecca LAROCQUE Jocelyne MALTAIS Emma MASCHMEYER Emerance NURSE Sarah POULIN Marie-Philip RATTRAY Jamie Lee SAULNIER Jill SHELTON Ella SPOONER Natalie STACEY Laura THOMPSON Claire TURNBULL Blayre ZANDEE-HART Micah	CAN
		SILVER	BARNES Cayla BOZEK Megan BRANDT Hannah CAMERANESI Dani CARPENTER Alex CAVALLINI Alex COMPHER Jesse COYNE SCHOFIELD Kendall DECKER Brianna DUNNE Jincy HARMON Savannah HARVEY Caroline HENSLEY Nicole KELLER Megan KESSEL Amanda KNIGHT Hilary MURPHY Abbey PANNEK Kelly ROONEY Maddie ROQUE Abby SCAMURRA Hayley STECKLEIN Lee ZUMWINKLE Grace	USA



Event	Date	Medal	Name	NOC Code
		BRONZE	HAKALA Sanni HIIRIKOSKI Jenni HOLOPAINEN Elisa KARJALAINEN Sini KARVINEN Michelle KEISALA Anni LAITINEN Nelli LIIKALA Julia MAKINEN Eveliina NIEMINEN Petra NISKANEN Tanja NYLUND Jenniina RAISANEN Meeri RANTALA Sanni SAVOLAINEN Ronja SUNDELIN Sofianna TAPANI Susanna TULUS Noora TUOMINEN Minnamari VAINIKKA Viivi VANHANEN Sanni VESA Emilia VIITASUO Ella	FIN
Men	SUN 20 FEB	GOLD	AALTONEN Miro ANTTILA Marko BJORNINEN Hannes FILPPULA Valtteri FRIMAN Niklas GRANLUND Markus HARTIKAINEN Teemu HIETANEN Juuso KEMILAINEN Valtteri KOMAROV Leo LEHTONEN Mikko LINDBOHM Petteri MAENALANEN Saku MANNINEN Sakari NATTINEN Joonas OHTAMAA Atte OJAMAKI Niko OLKINUORA Jussi PAKARINEN Iiro PESONEN Harri POKKA Ville RAJALA Toni SATERI Harri TUOHIMAA Frans VATANEN Sami	FIN



Event	Date	Medal	Name	NOC Code
		SILVER	ANDRONOV Sergei BILYALOV Timur CHIBISOV Andrei FEDOTOV Ivan GALIEV Stanislav GRIGORENKO Mikhail GRITSYUK Arseni GUSEV Nikita KARNAUKHOV Pavel KAYUMOV Artur MINULIN Artyom NESTEROV Nikita NIKISHIN Alexander PLOTNIKOV Sergei SAMONOV Alexander SEMYONOV Kirill SHARIPZYANOV Damir SHIPACHYOV Vadim SLEPYSHEV Anton TELEGIN Sergei TKACHYOV Vladimir VOINOV Vyacheslav VORONKOV Dmitri YAKOVLEV Yegor YELESIN Alexander	ROC
		BRONZE	CAJKOVSKY Michal CEHLARIK Peter CERESNAK Peter DALOGA Marek DANO Marko GERNAT Martin HOLESINSKY Adrian HRIVIK Marek HUDACEK Libor JURCO Tomas KELEMEN Milos KNAZKO Samuel KONRAD Branislav KRISTOF Michal MARINCIN Martin NEMEC Simon POSPISIL Kristian REGENDA Pavol ROMAN Milos ROSANDIC Mislav RYBAR Patrik SLAFKOVSKY Juraj TAKAC Samuel TOMEK Matej ZUZIN Peter	SVK



Directorate
竞赛委员会 / Directoire
As of TUE 8 FEB 2022

REVISED
8 FEB 22:00

Function	Name	Organisation
Voting Members:		
Chairman:	BRIZA Petr	CZE - Czech Republic
Member:	CERNY Jan	CZE - Czech Republic
	HASCAK Oto	SVK - Slovakia
	KOVALCHUK Ilya	ROC - ROC
	KUNAST Christian	GER - Germany
	LEHTINEN Jere	FIN - Finland
	LUNDBY Martin	SWE - Sweden
	PEDERSEN Kim	DEN - Denmark
	PLAVEJS Roberts	LAT - Latvia
	SALMOND Scott	CAN - Canada
	BOXER Marc	USA - United States of America
	WEI Xu	CHN - People's Republic of China
	WEIBEL Lars	SUI - Switzerland
Beijing 2022:	DUAN Jufang	CHN - People's Republic of China
Non-voting Members:		
Council:	TARDIF Luc	FRA - France
General Secretary Ad Interim:	VERAGUTH Gion	SUI - Switzerland
Technical Delegate:	EDERER Hannes	GER - Germany
	HOFSTETTER Christian	SUI - Switzerland
	KURMANN Danny	SUI - Switzerland
	ZOELLNER Martin	SUI - Switzerland
Officiating Coach:	HALAS Pavel	CZE - Czech Republic
	KIMMEL Alan	CAN - Canada
	PAKASLAHTI Jukka	FIN - Finland
	SHICK Robbie	USA - United States of America
	ZELKIN Scott	USA - United States of America
Medical Supervisor:	AUBRY Mark	CAN - Canada
	FOXFORD Robert	CAN - Canada
	TUOMINEN Markku	FIN - Finland
Secretary:	MAYER Florian	GER - Germany

Note:
Directorate data may be updated until start of competition.

REVISED Updated the list of Medical Supervisors



Competition Officials
竞赛官员 / Officiels de compétition
As of FRI 11 FEB 2022

REVISED
11 FEB 23:20

Function	No. Name	Organisation
On-Ice Officials:		
Referee:	5 ANSONS Andris	LAT - Latvia
	20 BJORK Tobias	SWE - Sweden
	27 BRUGGEMAN Andrew	USA - United States of America
	24 CAMPBELL Michael	CAN - Canada
	9 FRANO Martin	CZE - Czech Republic
	45 GOFMAN Roman	RUS - Russian Federation
	7 GOUIN Olivier	CAN - Canada
	6 KAUKOKARI Mikko	FIN - Finland
	18 NORD Mikael	SWE - Sweden
	10 RENEAU Stephen	USA - United States of America
	31 ROMASKO Evgeni	RUS - Russian Federation
	15 SCHRADER Andre	GER - Germany
	19 SIDORENKO Maxim	BLR - Belarus
	86 TSCHERRIG Michael	SUI - Switzerland
	22 VIKMAN Kristian	FIN - Finland
Linesperson:	91 HANCOCK II William	USA - United States of America
	35 HYNEK Daniel	CZE - Czech Republic
	75 LAZAREV Gleb	RUS - Russian Federation
	49 LUNDGREN Ludvig	SWE - Sweden
	64 MALMQVIST Andreas	SWE - Sweden
	68 McCRANK Dustin	CAN - Canada
	66 NIKULAINEN Lauri	FIN - Finland
	79 OBWEGESER David	SUI - Switzerland
	74 OLIVER Brian	USA - United States of America
	50 ONDRACEK Jiri	CZE - Czech Republic
	84 SHALAGIN Nikita	RUS - Russian Federation
	55 SHISHLO Dmitri	RUS - Russian Federation
Off-Ice Officials:		
Official Scorekeeper:	GROVE Alan	USA - United States of America
	PASCAL Randy	CAN - Canada
Official Timekeeper:	CARR Geoffrey	CAN - Canada
	UDRE Sabine	LAT - Latvia
	WANG Keyao	CHN - People's Republic of China

Note:
Officials data may be updated until start of competition.

Legend:
No. Jersey number

REVISED Spelling of the given name corrected for GOUIN Olivier



Team Roster
队伍名单 / Composition de l'équipe

REVISED
11 FEB 11:08

As of FRI 11 FEB 2022

Initial Registration 8 FEB 2022

CAN - Canada

No.	Name	Pos.	Shoots/ Catches	Date of Birth	Height m / ft in	Weight kg / lbs	Club	Registration *
1	LEVI Devon	GK	L	27 DEC 2001	1.85 / 6'1"	84 / 185	Northeastern University, (USA)	
5	ELLIS Morgan	D	R	30 APR 1992	1.87 / 6'2"	94 / 207	Eisbaren Berlin, (GER)	
9	KNIGHT Corban	F	R	10 SEP 1990	1.98 / 6'6"	89 / 196	Avangard Omsk, (RUS)	
10	STREET Ben	F	L	13 FEB 1987	1.83 / 6'0"	86 / 190	EHC Red Bull Munich, (GER)	
11	McBAIN Jack	F	L	6 JAN 2000	1.91 / 6'3"	91 / 201	Boston College, (USA)	
12	STAAL Eric	F	L	29 OCT 1984	1.93 / 6'4"	88 / 194	Iowa Wild, (USA)	
13	JOHNSON Kent	F	L	18 OCT 2002	1.85 / 6'1"	75 / 165	University of Michigan, (USA)	
15	TAMBELLINI Adam	F	L	1 NOV 1994	1.93 / 6'4"	88 / 194	Rogle Angelholm, (SWE)	
19	O'DELL Eric	F	R	21 JUN 1990	1.83 / 6'0"	93 / 205	Dynamo Moscow, (RUS)	
20	GRANT Alex	D	R	20 JAN 1989	1.91 / 6'3"	95 / 209	Jokerit Helsinki, (FIN)	
22	POWER Owen	D	L	22 NOV 2002	1.98 / 6'6"	97 / 214	University of Michigan, (USA)	
23	WOTHERSPOON Tyler	D	L	12 MAR 1993	1.88 / 6'2"	94 / 207	Utica Comets, (USA)	
26	WINNIK Daniel	F	L	6 MAR 1985	1.88 / 6'2"	95 / 209	Geneve-Servette, (SUI)	
27	CRACKNELL Adam	F	R	15 JUL 1985	1.91 / 6'3"	95 / 209	Bakersfield Condors, (USA)	
32	McTAVISH Mason	F	L	30 JAN 2003	1.85 / 6'1"	94 / 207	Hamilton Bulldogs, (CAN)	
37	ROBINSON Mat	D	R	20 JUN 1986	1.75 / 5'9"	82 / 181	SKA St. Petersburg, (RUS)	
39	FERRARO Landon	F	R	8 AUG 1991	1.83 / 6'0"	83 / 183	Kolner Haie, (GER)	
44	BARBERIO Mark	D	L	23 MAR 1990	1.85 / 6'1"	94 / 207	Ak Bars Kazan, (RUS)	
51	DESHARNAIS David	F	L	14 SEP 1986	1.70 / 5'7"	80 / 176	Fribourg-Gotteron, (SUI)	
56	NOREAU Maxim	D	R	24 MAY 1987	1.80 / 5'11"	89 / 196	ZSC Lions Zurich, (SUI)	
60	DEMERS Jason	D	R	9 JUN 1988	1.85 / 6'1"	88 / 194	Ak Bars Kazan, (RUS)	
80	PASQUALE Eddie	GK	L	20 NOV 1990	1.91 / 6'3"	99 / 218	Lokomotiv Yaroslavl, (RUS)	
90	TOMKINS Matt	GK	L	19 JUN 1994	1.91 / 6'3"	88 / 194	Frolunda Gothenburg, (SWE)	
91	WEAL Jordan	F	R	15 APR 1992	1.78 / 5'10"	81 / 179	Ak Bars Kazan, (RUS)	
96	HO-SANG Josh	F	R	22 JAN 1996	1.83 / 6'0"	80 / 176	Toronto Marlies, (CAN)	

Team Average: 1.86 / 6'1" 89 / 196
Average Age: 29

Total: 22 players and 3 goalkeepers

Team Officials:

Function	Name	Citizenship	Date of Birth
Head Coach:	JULIEN Claude	CAN	23 APR 1960
Assistant Coach:	BAUMGARTNER Nolan	CAN	23 MAR 1976
Assistant Coach:	COLLITON Jeremy	CAN	13 JAN 1985
Assistant Coach:	DIETRICH Tyler	CAN	2 JUL 1984
Equipment Manager:	SMOOK Blair	CAN	25 JUN 1987
Equipment Manager:	ST-LOUIS Brian	CAN	24 JAN 1970
Physiotherapist:	CHEESEMAN Brian	CAN	28 MAR 1981
Medical Officer:	ELLIOTT Kevin	CAN	26 JUL 1966

Note:

* Registration date of single players is only shown when different from Initial Registration date

Legend:

D Defender **F** Forward **GK** Goalkeeper **L** Shoots or catches Left
No. Jersey number **Pos.** Position **R** Shoots or catches Right

REVISED

Revised to add JULIEN Claude as Head Coach and changed COLLITON Jeremy to Assistant Coach.



Team Roster
队伍名单 / Composition de l'équipe
As of TUE 8 FEB 2022

REVISED
8 FEB 22:29

Initial Registration 8 FEB 2022

CHN - China

No.	Name	Pos.	Shoots/ Catches	Date of Birth	Height m / ft in	Weight kg / lbs	Club	Registration *
1	OUBAN Yongli	GK	L	15 APR 2000	1.90 / 6'3"	82 / 181	HC Kunlun Red Star, (CHN)	
2	LIU Jie	D	R	23 APR 1995	1.80 / 5'11"	88 / 194	HC Kunlun Red Star, (CHN)	
5	RUIAN Sipulaoer	D	R	13 JAN 1993	1.93 / 6'4"	93 / 205	HC Kunlun Red Star, (CHN)	
6	CHEN Zimeng	D	L	26 JUN 1997	1.75 / 5'9"	80 / 176	HC Kunlun Red Star, (CHN)	
7	JIEKE Kailiaosi	D	L	8 MAR 1991	1.88 / 6'2"	84 / 185	HC Kunlun Red Star, (CHN)	
10	XIANG Xudong	F	L	24 AUG 1995	1.77 / 5'10"	80 / 176	HC Kunlun Red Star, (CHN)	
11	ZHANG Pengfei	D	L	9 MAY 1998	1.75 / 5'9"	75 / 165	HC Kunlun Red Star, (CHN)	
15	FU Jiang	F	R	19 MAY 1994	1.83 / 6'0"	86 / 190	HC Kunlun Red Star, (CHN)	
17	GUO Jianing	F	R	26 APR 2000	1.77 / 5'10"	77 / 170	HC Kunlun Red Star, (CHN)	
18	YE Jinguang	F	R	25 APR 1985	1.85 / 6'1"	90 / 198	HC Kunlun Red Star, (CHN)	
19	ZHONG Wei	F	L	30 JUL 1998	1.80 / 5'11"	79 / 174	HC Kunlun Red Star, (CHN)	
20	LUO Jia	F	R	1 NOV 1992	1.79 / 5'10"	82 / 181	HC Kunlun Red Star, (CHN)	
22	FU Shuai	F	L	12 SEP 1998	1.85 / 6'1"	78 / 172	HC Kunlun Red Star, (CHN)	
33	HAN Pengfei	GK	L	29 JUN 1989	1.81 / 5'11"	80 / 176	HC Kunlun Red Star, (CHN)	
45	JIERUIMI Shimisi	GK	L	13 APR 1989	1.83 / 6'0"	80 / 176	HC Kunlun Red Star, (CHN)	
47	JIAN An	F	L	15 SEP 1990	1.87 / 6'2"	86 / 190	HC Kunlun Red Star, (CHN)	
56	ZHANG Zesen	F	R	19 DEC 1996	1.76 / 5'9"	85 / 187	HC Kunlun Red Star, (CHN)	
60	DANNISI Aoxibofu	D	L	9 MAY 1987	1.82 / 6'0"	90 / 198	HC Kunlun Red Star, (CHN)	
61	WEI Ruike	F	L	7 JUN 1991	1.85 / 6'1"	85 / 187	HC Kunlun Red Star, (CHN)	
77	ZHENG Enlai	D	R	5 MAR 1997	1.85 / 6'1"	80 / 176	HC Kunlun Red Star, (CHN)	
81	YAN Ruinan	D	L	25 JAN 2001	1.90 / 6'3"	90 / 198	HC Kunlun Red Star, (CHN)	
88	YAN Juncheng	F	L	16 SEP 2000	1.80 / 5'11"	80 / 176	HC Kunlun Red Star, (CHN)	
91	WANG Taile	F	R	28 FEB 1996	1.75 / 5'9"	78 / 172	HC Kunlun Red Star, (CHN)	
93	YUAN Junjie	D	L	3 MAR 1993	1.84 / 6'0"	89 / 196	HC Kunlun Red Star, (CHN)	
98	YING Rudi	F	R	16 AUG 1998	1.85 / 6'1"	80 / 176	HC Kunlun Red Star, (CHN)	

Team Average: 1.82 / 6'0" 83 / 183
Average Age: 27

Total: 22 players and 3 goalkeepers

Team Officials:

Function	Name	Citizenship	Date of Birth
Head Coach:	ZANATTA Ivano	ITA	3 AUG 1960
Assistant Coach:	BEDDOES Clayton James	CAN	10 NOV 1970
Assistant Coach:	KAARELA Jari	FIN	8 AUG 1958
Assistant Coach:	KOVALEV Alexey	RUS	24 FEB 1973
Equipment Manager:	IVANICHKO Andrei	RUS	8 APR 1992
Equipment Manager:	KOMISSAROV Nikolai	RUS	18 JAN 1990
Doctor:	GILEV Sergei	RUS	2 JUL 1973
Physiotherapist:	SUSHKO Yury	BLR	23 JAN 1974

Note:

* Registration date of single players is only shown when different from Initial Registration date

Legend:

D Defender **F** Forward **GK** Goalkeeper **L** Shoots or catches Left
No. Jersey number **Pos.** Position **R** Shoots or catches Right

REVISED Revised to correct name of Assistant Coach KAARELA Jari



Team Roster
队伍名单 / Composition de l'équipe
As of TUE 8 FEB 2022

Initial Registration 8 FEB 2022

CZE - Czech Republic

No.	Name	Pos.	Shoots/ Catches	Date of Birth	Height m / ft in	Weight kg / lbs	Club	Registration *
3	KNOT Ronald	D	R	3 AUG 1994	1.93 / 6'4"	94 / 207	Neftekhimik Nizhnekamsk, (RUS)	
5	JERABEK Jakub	D	L	12 MAY 1991	1.80 / 5'11"	88 / 194	Spartak Moscow, (RUS)	
6	MUSIL David	D	L	9 APR 1993	1.93 / 6'4"	96 / 212	HC Ocelari Trinec, (CZE)	
9	SKLENICKA David	D	L	8 SEP 1996	1.83 / 6'0"	93 / 205	Jokerit Helsinki, (FIN)	
10	CERVENKA Roman	F	L	10 DEC 1985	1.81 / 5'11"	88 / 194	Rapperswil-Jona Lakers, (SUI)	
11	HRUBEC Simon	GK	L	30 JUN 1991	1.86 / 6'1"	87 / 192	Avangard Omsk, (RUS)	
13	SMEJKAL Jiri	F	L	5 NOV 1996	1.91 / 6'3"	101 / 223	Pelicans Lahti, (FIN)	
17	SOBOTKA Vladimir	F	L	2 JUL 1987	1.80 / 5'11"	89 / 196	Sparta Prague, (CZE)	
20	ZOHORNA Hynek	F	R	1 AUG 1990	1.88 / 6'2"	96 / 212	IK Oskarshamn, (SWE)	
25	LENC Radan	F	L	30 JUL 1991	1.83 / 6'0"	88 / 194	Frolunda Gothenburg, (SWE)	
26	REPIK Michal	F	R	31 DEC 1988	1.79 / 5'10"	86 / 190	Sparta Prague, (CZE)	
31	KLOK Lukas	D	L	7 JUN 1995	1.85 / 6'1"	90 / 198	Neftekhimik Nizhnekamsk, (RUS)	
32	BARTOSAK Patrik	GK	L	29 MAR 1993	1.85 / 6'1"	93 / 205	Amur Khabarovsk, (RUS)	
35	WILL Roman	GK	L	22 MAY 1992	1.85 / 6'1"	88 / 194	Traktor Chelyabinsk, (RUS)	
38	HYKA Tomas	F	R	23 MAR 1993	1.80 / 5'11"	83 / 183	Traktor Chelyabinsk, (RUS)	
43	KOVAR Jan	F	R	20 MAR 1990	1.82 / 6'0"	94 / 207	EV Zug, (SUI)	
44	STRANSKY Matej	F	L	11 JUL 1993	1.81 / 5'11"	86 / 190	HC Davos, (SUI)	
45	SEDLAK Lukas	F	L	25 FEB 1993	1.84 / 6'0"	96 / 212	Traktor Chelyabinsk, (RUS)	
46	KREJCI David	F	R	28 APR 1986	1.83 / 6'0"	85 / 187	HC Olomouc, (CZE)	
52	SPACEK Michael	F	R	9 APR 1997	1.80 / 5'11"	85 / 187	Frolunda Gothenburg, (SWE)	
65	MOZIK Vojtech	D	R	26 DEC 1992	1.89 / 6'2"	90 / 198	Admiral Vladivostok, (RUS)	
67	FROLIK Michael	F	L	17 FEB 1988	1.85 / 6'1"	86 / 190	Lausanne HC, (SUI)	
79	ZOHORNA Tomas	F	L	3 JAN 1988	1.86 / 6'1"	94 / 207	IK Oskarshamn, (SWE)	
84	KUNDRATEK Tomas	D	R	26 DEC 1989	1.88 / 6'2"	92 / 203	HC Ocelari Trinec, (CZE)	
88	SULAK Libor	D	L	4 MAR 1994	1.90 / 6'3"	97 / 214	Admiral Vladivostok, (RUS)	

Team Average: 1.85 / 6'1" 91 / 201
Average Age: 30

Total: 22 players and 3 goalkeepers

Team Officials:

Function	Name	Citizenship	Date of Birth
Head Coach:	PESAN Filip	CZE	4 JAN 1978
Assistant Coach:	ORCT Zdenek	CZE	28 APR 1970
Assistant Coach:	SPACEK Jaroslav	CZE	11 FEB 1974
Assistant Coach:	STRAKA Martin	CZE	3 SEP 1972
Equipment Manager:	SMID Zdenek	CZE	5 APR 1979
Equipment Manager:	SULAN Petr	CZE	29 MAR 1982
Doctor:	VYSKOCIL Tomas	CZE	16 MAY 1974
Physiotherapist:	SAKALAS Radovan	SVK	14 MAY 1981

Note:

* Registration date of single players is only shown when different from Initial Registration date

Legend:

D Defender **F** Forward **GK** Goalkeeper **L** Shoots or catches Left
No. Jersey number **Pos.** Position **R** Shoots or catches Right



Team Roster
队伍名单 / Composition de l'équipe

REVISED
16 FEB 11:51

As of WED 16 FEB 2022

Initial Registration 8 FEB 2022

DEN - Denmark

No.	Name	Pos.	Shoots/ Catches	Date of Birth	Height m / ft in	Weight kg / lbs	Club	Registration *
1	DICHOW Frederik	GK	R	1 MAR 2001	1.95 / 6'5"	87 / 192	Kristianstads IK, (SWE)	
2	BRUGGISSER Phillip	D	L	7 AUG 1991	2.02 / 6'8"	95 / 209	Fischtown Pinguins Bremerhaven, (GER)	9 FEB 2022
9	STORM Frederik	F	L	20 FEB 1989	1.80 / 5'11"	86 / 190	ERC Ingolstadt, (GER)	
15	LASSEN Matias	D	L	15 MAR 1996	1.82 / 6'0"	82 / 181	Malmö Redhawks, (SWE)	
16	ASPERUP Matthias	F	L	3 MAR 1995	1.82 / 6'0"	84 / 185	Herlev Eagles, (DEN)	9 FEB 2022
17	JENSEN Nicklas	F	L	6 MAR 1993	1.91 / 6'3"	98 / 216	Jokerit Helsinki, (FIN)	
22	LAURIDSEN Markus	D	L	28 FEB 1991	1.86 / 6'1"	87 / 192	Malmö Redhawks, (SWE)	
25	LAURIDSEN Oliver	D	L	24 MAR 1989	1.97 / 6'6"	93 / 205	Malmö Redhawks, (SWE)	
28	KRISTENSEN Emil	D	R	20 SEP 1992	1.84 / 6'0"	81 / 179	Pustertal Bruneck, (ITA)	9 FEB 2022
29	MADSEN Morten	F	L	16 JAN 1987	1.89 / 6'2"	91 / 201	Timrå IK, (SWE)	
31	GALBRAITH Patrick	GK	L	11 MAR 1986	1.83 / 6'0"	81 / 179	SonderjyskE Vojens, (DEN)	9 FEB 2022
32	DAHME Sebastian	GK	L	28 FEB 1987	1.82 / 6'0"	83 / 183	KAC Klagenfurt, (AUT)	
33	JAKOBSEN Julian	F	L	11 APR 1987	1.84 / 6'0"	87 / 192	Aalborg Pirates, (DEN)	
38	POULSEN Morten	F	L	9 SEP 1988	1.86 / 6'1"	95 / 209	Herning Blue Fox, (DEN)	
40	JENSEN Jesper	F	L	5 FEB 1987	1.83 / 6'0"	80 / 176	Frederikshavn White Hawks, (DEN)	9 FEB 2022
41	JENSEN AABO Jesper	D	L	30 JUL 1991	1.83 / 6'0"	93 / 205	Krefeld Pinguine, (GER)	
42	AAGAARD Mikkel	F	L	18 OCT 1995	1.84 / 6'0"	81 / 179	MODO Ornskoldsvik, (SWE)	9 FEB 2022
47	LARSEN Oliver	D	R	25 DEC 1998	1.85 / 6'1"	94 / 207	Jukurit Mikkeli, (FIN)	
48	JENSEN Nicholas B.	D	L	8 APR 1989	1.89 / 6'2"	102 / 225	Eisbaren Berlin, (GER)	
50	BAU Mathias	F	L	3 JUL 1993	2.00 / 6'7"	108 / 238	Herning Blue Fox, (DEN)	
51	NIELSEN Frans	F	L	24 APR 1984	1.84 / 6'0"	85 / 187	Eisbaren Berlin, (GER)	
63	RUSSELL Patrick	F	L	4 JAN 1993	1.86 / 6'1"	92 / 203	Linköping HC, (SWE)	
72	MEYER Nicolai	F	L	21 JUL 1993	1.77 / 5'10"	80 / 176	Vienna Capitals, (AUT)	
89	BOEDKER Mikkel	F	L	16 DEC 1989	1.81 / 5'11"	95 / 209	HC Lugano, (SUI)	
93	REGIN Peter	F	L	16 APR 1986	1.87 / 6'2"	90 / 198	HC Ambri-Piotta, (SUI)	
95	OLESEN Nick	F	L	14 NOV 1995	1.85 / 6'1"	84 / 185	Brynäs Gavle, (SWE)	9 FEB 2022
Team Average:					1.86 / 6'1"	89 / 196		
Average Age:					30			

Total: 23 players and 3 goalkeepers

Team Officials:

Function	Name	Citizenship	Date of Birth
Head Coach:	EHLERS Heinz	DEN	25 JAN 1966
Assistant Coach:	LILJA Andreas	SWE	13 JUL 1975
Assistant Coach:	NIELSEN Jens	DEN	23 OCT 1969
Equipment Manager:	DAHLMANN Ole	DEN	27 APR 1952
Equipment Manager:	KARLSSON Haakan	SWE	26 JUN 1966
Doctor:	STAUSHOLM Anne Mette	DEN	13 NOV 1982
Physiotherapist:	SOBFELDT Peter	DEN	25 JUL 1976
Physiotherapist:	BJERREHOEJ Celine	DEN	5 OCT 1984

Note:

* Registration date of single players is only shown when different from Initial Registration date

Legend:

D Defender **F** Forward **GK** Goalkeeper **L** Shoots or catches Left
No. Jersey number **Pos.** Position **R** Shoots or catches Right

REVISED

95 OLESEN Nick returned from Covid protocol effective 16 Feb.

42 AAGAARD Mikkel replaces 16 ASPERUP Matthias effective 16 Feb



Team Roster
队伍名单 / Composition de l'équipe

REVISED
9 FEB 13:09

As of WED 9 FEB 2022

Initial Registration 8 FEB 2022

FIN - Finland

No.	Name	Pos.	Shoots/ Catches	Date of Birth	Height m / ft in	Weight kg / lbs	Club	Registration *
2	POKKA Ville	D	R	3 JUN 1994	1.83 / 6'0"	90 / 198	Avangard Omsk, (RUS)	
3	FRIMAN Niklas	D	L	30 AUG 1993	1.89 / 6'2"	94 / 207	Jokerit Helsinki, (FIN)	
4	LEHTONEN Mikko	D	L	16 JAN 1994	1.82 / 6'0"	89 / 196	SKA St. Petersburg, (RUS)	
12	ANTTILA Marko	F	R	27 MAY 1985	2.03 / 6'8"	108 / 238	Jokerit Helsinki, (FIN)	9 FEB 2022
13	KEMILAINEN Valtteri	D	R	16 DEC 1991	1.84 / 6'0"	88 / 194	Rogle Angelholm, (SWE)	
15	AALTONEN Miro	F	L	7 JUN 1993	1.80 / 5'11"	84 / 185	Vityaz Podolsk, (RUS)	
20	OJAMAKI Niko	F	R	17 JUN 1995	1.80 / 5'11"	84 / 185	Vityaz Podolsk, (RUS)	
24	BJORNINEN Hannes	F	L	19 OCT 1995	1.85 / 6'1"	89 / 196	Jokerit Helsinki, (FIN)	
25	RAJALA Toni	F	L	29 MAR 1991	1.79 / 5'10"	76 / 168	EHC Biel, (SUI)	
28	NATTINEN Joonas	F	R	3 JAN 1991	1.89 / 6'2"	90 / 198	Severstal Cherepovets, (RUS)	
29	SATERI Harri	GK	L	29 DEC 1989	1.86 / 6'1"	90 / 198	Sibir Novosibirsk, (RUS)	
35	TUOHIMAA Frans	GK	L	19 AUG 1991	1.88 / 6'2"	87 / 192	Neftekhimik Nizhnekamsk, (RUS)	
38	HIETANEN Juuso	D	R	14 JUN 1985	1.78 / 5'10"	83 / 183	HC Ambri-Piotta, (SUI)	
40	LINDBOHM Petteri	D	L	23 SEP 1993	1.90 / 6'3"	93 / 205	Jokerit Helsinki, (FIN)	
42	VATANEN Sami	D	R	3 JUN 1991	1.79 / 5'10"	84 / 185	Geneve-Servette, (SUI)	
45	OLKINUORA Jussi	GK	L	4 NOV 1990	1.88 / 6'2"	91 / 201	Metallurg Magnitogorsk, (RUS)	9 FEB 2022
51	FILPPULA Valtteri	F	L	20 MAR 1984	1.82 / 6'0"	86 / 190	Geneve-Servette, (SUI)	
55	OHTAMAA Atte	D	L	6 NOV 1987	1.88 / 6'2"	92 / 203	Karpat Oulu, (FIN)	
60	GRANLUND Markus	F	L	16 APR 1993	1.80 / 5'11"	85 / 187	Salavat Yulayev Ufa, (RUS)	
65	MANNINEN Sakari	F	L	10 FEB 1992	1.70 / 5'7"	71 / 157	Salavat Yulayev Ufa, (RUS)	
70	HARTIKAINEN Teemu	F	L	3 MAY 1990	1.86 / 6'1"	91 / 201	Salavat Yulayev Ufa, (RUS)	
71	KOMAROV Leo	F	L	23 JAN 1987	1.80 / 5'11"	93 / 205	SKA St. Petersburg, (RUS)	
80	MAENALANEN Saku	F	L	29 MAY 1994	1.92 / 6'4"	94 / 207	Karpat Oulu, (FIN)	
81	PAKARINEN Iiro	F	R	25 AUG 1991	1.85 / 6'1"	90 / 198	Jokerit Helsinki, (FIN)	
82	PESONEN Harri	F	L	6 AUG 1988	1.80 / 5'11"	88 / 194	SCL Tigers Langnau, (SUI)	

Team Average: 1.84 / 6'1" 88 / 194
Average Age: 30

Total: 22 players and 3 goalkeepers

Team Officials:

Function	Name	Citizenship	Date of Birth
Head Coach:	JALONEN Jukka	FIN	2 NOV 1962
Assistant Coach:	LEHTONEN Kari	FIN	13 JUN 1966
Assistant Coach:	MANNER Mikko	FIN	19 JUL 1974
Assistant Coach:	SELIN Atu	FIN	17 MAY 1963
Equipment Manager:	KOIVUNEN Riku	FIN	21 MAR 1976
Doctor:	LEHTOVIRTA Matti	FIN	22 MAR 1965
Medical Officer:	MALI Hero	FIN	17 MAY 1975
Medical Officer:	SULIN Juha	FIN	30 OCT 1961

Note:

* Registration date of single players is only shown when different from Initial Registration date

Legend:

D Defender **F** Forward **GK** Goalkeeper **L** Shoots or catches Left
No. Jersey number **Pos.** Position **R** Shoots or catches Right

REVISED

Revised to add 12 ANTTILA Marko and 45 OLKINUORA Jussi.



Team Roster

队伍名单 / Composition de l'équipe
As of TUE 8 FEB 2022

Initial Registration 8 FEB 2022

GER - Germany

No.	Name	Pos.	Shoots/ Catches	Date of Birth	Height m / ft in	Weight kg / lbs	Club	Registration *
3	BITTNER Dominik	D	R	10 JUN 1992	1.80 / 5'11"	80 / 176	Grizzlys Wolfsburg, (GER)	
5	HOLZER Korbinian	D	R	16 FEB 1988	1.90 / 6'3"	99 / 218	Adler Mannheim, (GER)	
8	RIEDER Tobias	F	L	10 JAN 1993	1.80 / 5'11"	86 / 190	Vaxjo Lakers, (SWE)	
11	NOWAK Marco	D	R	23 JUL 1990	1.88 / 6'2"	97 / 214	DEG Dusseldorf, (GER)	
15	LOIBL Stefan	F	L	24 JUN 1996	1.88 / 6'2"	84 / 185	Skelleftea AIK, (GER)	
16	ABELTSHAUSER Konrad	D	L	2 SEP 1992	1.95 / 6'5"	102 / 225	EHC Red Bull Munich, (GER)	
21	KRAMMER Nicolas	F	L	23 OCT 1992	1.86 / 6'1"	89 / 196	Adler Mannheim, (GER)	
22	PLACHTA Matthias	F	L	16 MAY 1991	1.84 / 6'0"	90 / 198	Adler Mannheim, (GER)	
33	aus den BIRKEN Danny	GK	L	15 FEB 1985	1.86 / 6'1"	87 / 192	EHC Red Bull Munich, (GER)	
34	KUHNHACKL Tom	F	L	21 JAN 1992	1.87 / 6'2"	86 / 190	Skelleftea AIK, (GER)	
35	NIEDERBERGER Mathias	GK	L	26 NOV 1992	1.80 / 5'11"	80 / 176	Eisbaren Berlin, (GER)	
38	WAGNER Fabio	D	L	17 SEP 1995	1.83 / 6'0"	85 / 187	ERC Ingolstadt, (GER)	
41	MULLER Jonas	D	L	19 NOV 1995	1.84 / 6'0"	92 / 203	Eisbaren Berlin, (GER)	
42	EHLIZ Yasin	F	L	30 DEC 1992	1.80 / 5'11"	84 / 185	EHC Red Bull Munich, (GER)	
50	HAGER Patrick	F	L	8 SEP 1988	1.78 / 5'10"	80 / 176	EHC Red Bull Munich, (GER)	
54	BERGMANN Lean	F	L	4 OCT 1998	1.87 / 6'2"	93 / 205	Adler Mannheim, (GER)	
72	KAHUN Dominik	F	L	2 JUL 1995	1.80 / 5'11"	79 / 174	SC Bern, (SUI)	
83	PFODERL Leonhard	F	R	1 SEP 1993	1.84 / 6'0"	88 / 194	Eisbaren Berlin, (GER)	
85	BRANDT Marcel	D	L	8 MAY 1992	1.75 / 5'9"	86 / 190	Straubing Tigers, (GER)	
86	PIETTA Daniel	F	L	9 DEC 1986	1.85 / 6'1"	93 / 205	ERC Ingolstadt, (GER)	
89	WOLF David	F	L	15 SEP 1989	1.89 / 6'2"	98 / 216	Adler Mannheim, (GER)	
90	BRUCKMANN Felix	GK	L	16 DEC 1990	1.80 / 5'11"	83 / 183	Adler Mannheim, (GER)	
91	MULLER Moritz	D	L	19 NOV 1986	1.87 / 6'2"	92 / 203	Kolner Haie, (GER)	
92	NOEBELS Marcel	F	L	14 MAR 1992	1.90 / 6'3"	93 / 205	Eisbaren Berlin, (GER)	
95	TIFFELS Frederik	F	L	20 MAY 1995	1.83 / 6'0"	87 / 192	EHC Red Bull Munich, (GER)	

Team Average: 1.84 / 6'1" 89 / 196

Average Age: 29

Total: 22 players and 3 goalkeepers

Team Officials:

Function	Name	Citizenship	Date of Birth
Head Coach:	SODERHOLM Toni	GER	14 APR 1978
Assistant Coach:	ABSTREITER Tobias	GER	6 JUL 1970
Assistant Coach:	MURPHY Cory	SWE	13 FEB 1978
Equipment Manager:	MENNINGEN Christian	GER	18 MAR 1965
Equipment Manager:	NACHRICHTER Marco	GER	27 SEP 1979
Doctor:	IPACH Bastian	GER	4 DEC 1981
Physiotherapist:	STUBNER Thomas	GER	17 FEB 1986
Physiotherapist:	HUBER Anna	GER	19 AUG 1993

Note:

* Registration date of single players is only shown when different from Initial Registration date

Legend:

D Defender **F** Forward **GK** Goalkeeper **L** Shoots or catches Left
No. Jersey number **Pos.** Position **R** Shoots or catches Right



Team Roster
队伍名单 / Composition de l'équipe

REVISED
12 FEB 21:49

As of SAT 12 FEB 2022

Initial Registration 8 FEB 2022

LAT - Latvia

No.	Name	Pos.	Shoots/ Catches	Date of Birth	Height m / ft in	Weight kg / lbs	Club	Registration *
9	KRASTENBERGS Renars	F	L	26 DEC 1998	1.83 / 6'0"	83 / 183	VSV Villach, (AUT)	
10	DARZINS Lauris	F	R	28 JAN 1985	1.91 / 6'3"	96 / 212	Dinamo Riga, (LAT)	
14	BUKARTS Rihards	F	R	31 DEC 1995	1.79 / 5'10"	85 / 187	Admiral Vladivostok, (RUS)	
15	KARSUMS Martins	F	R	26 FEB 1986	1.77 / 5'10"	97 / 214	Dinamo Riga, (LAT)	
16	DAUGAVINS Kaspars	F	L	18 MAY 1988	1.83 / 6'0"	99 / 218	SC Bern, (SUI)	
17	DZIERKALS Martins	F	L	4 APR 1997	1.79 / 5'10"	83 / 183	HC Plzen, (CZE)	
18	ABOLS Rodrigo	F	L	5 JAN 1996	1.93 / 6'4"	93 / 205	Orebro HK, (SWE)	
22	ANDERSONS Toms	F	R	25 NOV 1993	1.85 / 6'1"	86 / 190	HC La Chaux-de-Fonds, (SUI)	12 FEB 2022
24	OZOLS Patriks	D	L	2 FEB 2001	1.81 / 5'11"	86 / 190	Dinamo Riga, (LAT)	
25	DZERINS Andris	F	L	14 FEB 1988	1.85 / 6'1"	90 / 198	Black Wings Linz, (AUT)	
26	BALINSKIS Uvis Janis	D	L	1 AUG 1996	1.83 / 6'0"	85 / 187	Verva Litvinov, (CZE)	
27	CIBULSKIS Oskars	D	L	9 APR 1988	1.88 / 6'2"	96 / 212	Dinamo Riga, (LAT)	
29	FREIBERGS Ralfs	D	L	17 MAY 1991	1.81 / 5'11"	84 / 185	Dinamo Riga, (LAT)	
32	KULDA Arturs	D	L	25 JUL 1988	1.88 / 6'2"	96 / 212	Krefeld Pinguine, (GER)	11 FEB 2022
48	SEJEJS Nauris	D	L	15 MAR 2001	1.80 / 5'11"	84 / 185	HC La Chaux-de-Fonds, (SUI)	
50	GUDLEVSKIS Kristers	GK	L	31 JUL 1992	1.92 / 6'4"	97 / 214	Brynas Gavle, (SWE)	
55	MAMCICS Roberts	D	L	6 APR 1995	1.95 / 6'5"	105 / 231	HC Zlin, (CZE)	
69	JELISEJEVS Nikolajs	F	R	7 JUL 1994	1.80 / 5'11"	81 / 179	Dinamo Riga, (LAT)	
70	INDRASIS Miks	F	L	30 SEP 1990	1.93 / 6'4"	89 / 196	Admiral Vladivostok, (RUS)	
72	JAKS Janis	D	R	22 AUG 1995	1.80 / 5'11"	88 / 194	HK Sochi, (RUS)	
73	SMIRNOVS Deniss	F	L	7 MAR 1999	1.77 / 5'10"	78 / 172	Geneve-Servette, (SUI)	
74	PUNNENOVIS Ivars	GK	L	30 MAY 1994	1.85 / 6'1"	91 / 201	SCL Tigers Langnau, (SUI)	
77	ZILE Kristaps Roberts	D	L	24 DEC 1997	1.85 / 6'1"	88 / 194	Dinamo Riga, (LAT)	
87	MEIJA Gints	F	L	4 SEP 1987	1.85 / 6'1"	94 / 207	Dinamo Riga, (LAT)	
91	KENINS Ronalds	F	L	28 FEB 1991	1.81 / 5'11"	97 / 214	Lausanne HC, (SUI)	
95	BATNA Oskars	F	L	7 MAY 1995	1.95 / 6'5"	108 / 238	Jukurit Mikkeli, (FIN)	
98	KALNINS Janis	GK	L	13 DEC 1991	1.79 / 5'10"	85 / 187	Vaxjo Lakers, (SWE)	
Team Average:					1.85 / 6'1"	91 / 201		
Average Age:					28			

Total: 24 players and 3 goalkeepers

Team Officials:

Function	Name	Citizenship	Date of Birth
Head Coach:	VITOLINS Harijs	LAT	30 APR 1968
Assistant Coach:	ABOLS Artis	LAT	3 JAN 1973
Assistant Coach:	IGNATJEVS Viktors	LAT	26 APR 1970
Assistant Coach:	KLODANS Juris	LAT	25 MAY 1974
Equipment Manager:	BRICIS Agris	LAT	10 MAR 1983
Equipment Manager:	LEITIS Andris	LAT	1 NOV 1970
Doctor:	SUHORUKOVIS Olegs	LAT	27 OCT 1960
Physiotherapist:	JAKUSS Kaspars	LAT	23 DEC 1987

Note:

* Registration date of single players is only shown when different from Initial Registration date

Legend:

D Defender **F** Forward **GK** Goalkeeper **L** Shoots or catches Left
No. Jersey number **Pos.** Position **R** Shoots or catches Right

REVISED

32 KULDA Arturs replaces 48 SEJEJS Nauris on 11 Feb and is eligible to play in place of SEJEJS.

22 ANDERSONS Toms replaces 15 KARSUMS Martins on 12 Feb and is eligible to play in place of KARSUMS.



Team Roster

队伍名单 / Composition de l'équipe
As of TUE 8 FEB 2022

Initial Registration 8 FEB 2022

ROC - ROC

No.	Name	Pos.	Shoots/ Catches	Date of Birth	Height m / ft in	Weight kg / lbs	Club	Registration *
4	YELESIN Alexander	D	R	7 FEB 1996	1.81 / 5'11"	87 / 192	Lokomotiv Yaroslavl, (RUS)	
7	TELEGIN Sergei	D	L	21 SEP 2000	1.81 / 5'11"	78 / 172	Traktor Chelyabinsk, (RUS)	
10	VORONKOV Dmitri	F	L	10 SEP 2000	1.92 / 6'4"	86 / 190	Ak Bars Kazan, (RUS)	
11	ANDRONOV Sergei	F	L	19 JUL 1989	1.98 / 6'6"	94 / 207	CSKA Moscow, (RUS)	
15	KARNAUKHOV Pavel	F	L	15 MAR 1997	1.90 / 6'3"	96 / 212	CSKA Moscow, (RUS)	
16	PLOTNIKOV Sergei	F	L	3 JUN 1990	1.87 / 6'2"	93 / 205	CSKA Moscow, (RUS)	
22	GALIEV Stanislav	F	R	17 JAN 1992	1.88 / 6'2"	82 / 181	Dynamo Moscow, (RUS)	
24	KAYUMOV Artur	F	L	14 FEB 1998	1.81 / 5'11"	82 / 181	Lokomotiv Yaroslavl, (RUS)	
25	GRIGORENKO Mikhail	F	L	16 MAY 1994	1.90 / 6'3"	97 / 214	CSKA Moscow, (RUS)	
27	VOINOV Vyacheslav	D	R	15 JAN 1990	1.82 / 6'0"	87 / 192	Dynamo Moscow, (RUS)	
28	FEDOTOV Ivan	GK	L	28 NOV 1996	2.00 / 6'7"	94 / 207	CSKA Moscow, (RUS)	
31	SAMONOV Alexander	GK	L	23 AUG 1995	1.82 / 6'0"	76 / 168	SKA St. Petersburg, (RUS)	
43	SHARIPZYANOV Damir	D	L	17 FEB 1996	1.88 / 6'2"	94 / 207	Avangard Omsk, (RUS)	
44	YAKOVLEV Yegor	D	L	17 SEP 1991	1.80 / 5'11"	86 / 190	Metallurg Magnitogorsk, (RUS)	
55	TKACHYOV Vladimir	F	L	5 OCT 1993	1.83 / 6'0"	84 / 185	Traktor Chelyabinsk, (RUS)	
57	NIKISHIN Alexander	D	L	2 OCT 2001	1.93 / 6'4"	98 / 216	Spartak Moscow, (RUS)	
58	SLEPYSHEV Anton	F	R	13 MAY 1994	1.88 / 6'2"	99 / 218	CSKA Moscow, (RUS)	
72	MINULIN Artyom	D	R	1 OCT 1998	1.90 / 6'3"	87 / 192	Metallurg Magnitogorsk, (RUS)	
76	CHIBISOV Andrei	F	L	26 FEB 1993	1.92 / 6'4"	103 / 227	Metallurg Magnitogorsk, (RUS)	
81	GRITSYUK Arseni	F	L	15 MAR 2001	1.82 / 6'0"	84 / 185	Avangard Omsk, (RUS)	
82	BILYALOV Timur	GK	L	28 MAR 1995	1.79 / 5'10"	79 / 174	Ak Bars Kazan, (RUS)	
87	SHIPACHYOV Vadim	F	L	12 MAR 1987	1.84 / 6'0"	86 / 190	Dynamo Moscow, (RUS)	
89	NESTEROV Nikita	D	L	28 MAR 1993	1.83 / 6'0"	91 / 201	CSKA Moscow, (RUS)	
94	SEMYONOV Kirill	F	L	27 OCT 1994	1.85 / 6'1"	80 / 176	Avangard Omsk, (RUS)	
97	GUSEV Nikita	F	R	8 JUL 1992	1.75 / 5'9"	74 / 163	SKA St. Petersburg, (RUS)	

Team Average: 1.86 / 6'1" 88 / 194

Average Age: 27

Total: 22 players and 3 goalkeepers

Team Officials:

Function	Name	Citizenship	Date of Birth
Head Coach:	ZHAMNOV Alexei	RUS	1 OCT 1970
Assistant Coach:	FEDOROV Sergei	RUS	13 DEC 1969
Assistant Coach:	GONCHAR Sergei	RUS	13 APR 1974
Assistant Coach:	KUDASHOV Alexei	RUS	21 JUL 1971
Equipment Manager:	MILOV Alexei	RUS	29 MAR 1988
Equipment Manager:	SISKOVICS Aleksandrs	LAT	19 APR 1972
Doctor:	KOZLOV Yegor	RUS	13 JUL 1981
Physiotherapist:	GUDKOV Maxim	RUS	9 AUG 1983

Note:

* Registration date of single players is only shown when different from Initial Registration date

Legend:

D Defender **F** Forward **GK** Goalkeeper **L** Shoots or catches Left
No. Jersey number **Pos.** Position **R** Shoots or catches Right



Team Roster
队伍名单 / Composition de l'équipe
As of WED 9 FEB 2022

REVISED
9 FEB 13:11

Initial Registration 8 FEB 2022

SUI - Switzerland

No.	Name	Pos.	Shoots/ Catches	Date of Birth	Height m / ft in	Weight kg / lbs	Club	Registration *
2	ALATALO Santeri	D	L	9 MAY 1990	1.79 / 5'10"	79 / 174	HC Lugano, (SUI)	
6	WEBER Yannick	D	R	23 SEP 1988	1.79 / 5'10"	87 / 192	ZSC Lions Zurich, (SUI)	
10	AMBUHL Andres	F	R	14 SEP 1983	1.76 / 5'9"	86 / 190	HC Davos, (SUI)	
15	HOFMANN Gregory	F	L	13 NOV 1992	1.82 / 6'0"	79 / 174	EV Zug, (SUI)	
16	DIAZ Raphael	D	R	9 JAN 1986	1.81 / 5'11"	89 / 196	Fribourg-Gotteron, (SUI)	
20	BERRA Reto	GK	L	3 JAN 1987	1.95 / 6'5"	100 / 220	Fribourg-Gotteron, (SUI)	
25	MULLER Mirco	D	L	21 MAR 1995	1.93 / 6'4"	95 / 209	HC Lugano, (SUI)	
26	AESCHLIMANN Sandro	GK	L	26 DEC 1994	1.84 / 6'0"	84 / 185	HC Davos, (SUI)	9 FEB 2022
38	FRICK Lukas	D	L	15 SEP 1994	1.87 / 6'2"	89 / 196	Lausanne HC, (SUI)	
45	FORA Michael	D	R	30 OCT 1995	1.88 / 6'2"	97 / 214	HC Ambri-Piotta, (SUI)	
55	LOEFFEL Romain	D	R	10 MAR 1991	1.78 / 5'10"	85 / 187	HC Lugano, (SUI)	
59	SIMION Dario	F	R	22 MAY 1994	1.88 / 6'2"	88 / 194	EV Zug, (SUI)	9 FEB 2022
61	HERZOG Fabrice	F	L	9 DEC 1994	1.90 / 6'3"	90 / 198	EV Zug, (SUI)	
62	MALGIN Denis	F	R	18 JAN 1997	1.75 / 5'9"	80 / 176	ZSC Lions Zurich, (SUI)	9 FEB 2022
63	GENONI Leonardo	GK	L	28 AUG 1987	1.83 / 6'0"	83 / 183	EV Zug, (SUI)	
65	UNTERSANDER Ramon	D	R	21 JAN 1991	1.83 / 6'0"	89 / 196	SC Bern, (SUI)	
70	HOLLENSTEIN Denis	F	L	15 OCT 1989	1.83 / 6'0"	87 / 192	ZSC Lions Zurich, (SUI)	
71	CORVI Enzo	F	R	23 DEC 1992	1.83 / 6'0"	86 / 190	HC Davos, (SUI)	
79	THURKAUF Calvin	F	L	27 JUN 1997	1.88 / 6'2"	96 / 212	HC Lugano, (SUI)	
82	MOSER Simon	F	L	10 MAR 1989	1.87 / 6'2"	97 / 214	SC Bern, (SUI)	
83	VERMIN Joel	F	L	5 FEB 1992	1.83 / 6'0"	85 / 187	Geneve-Servette, (SUI)	
85	ANDRIGHETTO Sven	F	L	21 MAR 1993	1.77 / 5'10"	85 / 187	ZSC Lions Zurich, (SUI)	
87	MOTTET Killian	F	L	15 JAN 1991	1.79 / 5'10"	80 / 176	Fribourg-Gotteron, (SUI)	
88	BERTSCHY Christoph	F	R	5 APR 1994	1.78 / 5'10"	84 / 185	Lausanne HC, (SUI)	
92	HAAS Gaetan	F	R	31 JAN 1992	1.83 / 6'0"	82 / 181	EHC Biel, (SUI)	

Team Average: 1.83 / 6'0" 87 / 192
Average Age: 30

Total: 22 players and 3 goalkeepers

Team Officials:

Function	Name	Citizenship	Date of Birth
Head Coach:	FISCHER Patrick	SUI	6 SEP 1975
Assistant Coach:	ALBELIN Tommy	SWE	21 MAY 1964
Assistant Coach:	WOHLWEND Christian	SUI	4 JAN 1977
Equipment Manager:	HEGI Jurg	SUI	2 JUL 1963
Equipment Manager:	STEINER Stefan	SUI	26 JUN 1968
Doctor:	KUETTEL Jean-Claude	SUI	21 JUN 1955
Physiotherapist:	MUELLER Karl	SUI	16 FEB 1958
Physiotherapist:	RAMPA Fabio	SUI	21 SEP 1976

Note:

* Registration date of single players is only shown when different from Initial Registration date

Legend:

D Defender **F** Forward **GK** Goalkeeper **L** Shoots or catches Left
No. Jersey number **Pos.** Position **R** Shoots or catches Right

REVISED

Revised to add 26 AESCHLIMANN Sandro, 59 SIMION Dario and 62 MALGIN Denis.



Team Roster
队伍名单 / Composition de l'équipe
As of TUE 8 FEB 2022

Initial Registration 8 FEB 2022

SVK - Slovakia

No.	Name	Pos.	Shoots/ Catches	Date of Birth	Height m / ft in	Weight kg / lbs	Club	Registration *
5	NEMEC Simon	D	R	15 FEB 2004	1.85 / 6'1"	87 / 192	HK Nitra, (SVK)	
12	KELEMEN Milos	F	L	6 JUL 1999	1.88 / 6'2"	96 / 212	BK Mlada Boleslav, (CZE)	
13	JURCO Tomas	F	L	28 DEC 1992	1.88 / 6'2"	85 / 187	Barys Nur-Sultan, (KAZ)	
14	CERESNAK Peter	D	R	26 JAN 1993	1.91 / 6'3"	95 / 209	HC Plzen, (CZE)	
19	KRISTOF Michal	F	L	11 OCT 1993	1.75 / 5'9"	74 / 163	HC Kometa Brno, (CZE)	
20	SLAFKOVSKY Juraj	F	L	30 MAR 2004	1.92 / 6'4"	99 / 218	TPS Turku, (FIN)	
22	KNAZKO Samuel	D	L	7 AUG 2002	1.86 / 6'1"	86 / 190	Seattle Thunderbirds, (USA)	
24	RYBAR Patrik	GK	L	9 NOV 1993	1.90 / 6'3"	86 / 190	Dynamo Minsk, (BLR)	
25	ZUZIN Peter	F	L	4 SEP 1990	1.82 / 6'0"	88 / 194	HKM Zvolen, (SVK)	
27	HRIVIK Marek	F	L	28 AUG 1991	1.85 / 6'1"	89 / 196	Torpedo Nizhni Novgorod, (RUS)	
28	GERNAT Martin	D	L	11 APR 1993	1.93 / 6'4"	92 / 203	Lausanne HC, (SUI)	
30	TOMEK Matej	GK	L	24 MAY 1997	1.91 / 6'3"	82 / 181	HC Kometa Brno, (CZE)	
34	CEHLARIK Peter	F	L	2 AUG 1995	1.88 / 6'2"	91 / 201	Avangard Omsk, (RUS)	
40	ROMAN Milos	F	L	6 NOV 1999	1.82 / 6'0"	85 / 187	HC Ocelari Trinec, (CZE)	
42	KONRAD Branislav	GK	R	10 OCT 1987	1.88 / 6'2"	87 / 192	HC Olomouc, (CZE)	
44	ROSANDIC Mislav	D	L	26 JAN 1995	1.81 / 5'11"	85 / 187	Bili Tygri Liberec, (CZE)	
49	TAKAC Samuel	F	L	3 DEC 1991	1.84 / 6'0"	92 / 203	Slovan Bratislava, (SVK)	
52	MARINCIN Martin	D	L	18 FEB 1992	1.92 / 6'4"	95 / 209	HC Ocelari Trinec, (CZE)	
56	DANO Marko	F	L	30 NOV 1994	1.82 / 6'0"	96 / 212	HC Ocelari Trinec, (CZE)	
65	CAJKOVSKY Michal	D	L	6 MAY 1992	1.92 / 6'4"	105 / 231	Sibir Novosibirsk, (RUS)	
71	DALOGA Marek	D	L	10 MAR 1989	1.94 / 6'4"	86 / 190	HC Kometa Brno, (CZE)	
79	HUDACEK Libor	F	R	7 SEP 1990	1.77 / 5'10"	80 / 176	Dynamo Minsk, (BLR)	
87	REGENDA Pavol	F	L	7 DEC 1999	1.92 / 6'4"	96 / 212	HK Dukla Michalovce, (SVK)	
88	POSPISIL Kristian	F	L	22 APR 1996	1.87 / 6'2"	88 / 194	HC Davos, (SUI)	
89	HOLESINSKY Adrian	F	L	11 FEB 1996	1.82 / 6'0"	86 / 190	HK Nitra, (SVK)	

Team Average: 1.87 / 6'1" 89 / 196

Average Age: 26

Total: 22 players and 3 goalkeepers

Team Officials:

Function	Name	Citizenship	Date of Birth
Head Coach:	RAMSAY Craig	USA	17 MAR 1951
Assistant Coach:	LASAK Jan	SVK	10 APR 1979
Assistant Coach:	PARDAVY Jan	SVK	8 SEP 1971
Assistant Coach:	PODKONICKY Andrej	SVK	9 MAY 1978
Equipment Manager:	LADECKY Rastislav	SVK	26 APR 1979
Equipment Manager:	STOPKA Juraj	SVK	18 SEP 1986
Doctor:	LAUKO Pavol	SVK	1 AUG 1972
Physiotherapist:	FOLTYN Andrej	SVK	6 JUN 1982

Note:

* Registration date of single players is only shown when different from Initial Registration date

Legend:

D Defender **F** Forward **GK** Goalkeeper **L** Shoots or catches Left
No. Jersey number **Pos.** Position **R** Shoots or catches Right



Team Roster

队伍名单 / Composition de l'équipe
As of TUE 8 FEB 2022

Initial Registration 8 FEB 2022

SWE - Sweden

No.	Name	Pos.	Shoots/ Catches	Date of Birth	Height m / ft in	Weight kg / lbs	Club	Registration *
2	FOLIN Christian	D	R	9 FEB 1991	1.91 / 6'3"	96 / 212	Frolunda Gothenburg, (SWE)	
5	FANTENBERG Oscar	D	L	7 OCT 1991	1.84 / 6'0"	98 / 216	SKA St. Petersburg, (RUS)	
7	TOMMERNES Henrik	D	L	28 AUG 1990	1.86 / 6'1"	84 / 185	Geneve-Servette, (SUI)	
8	OLOFSSON Fredrik	F	L	27 MAY 1996	1.90 / 6'3"	90 / 198	IK Oskarshamn, (SWE)	
12	FRIBERG Max	F	L	20 NOV 1992	1.79 / 5'10"	86 / 190	Frolunda Gothenburg, (SWE)	
15	RYDAHL Gustav	F	L	11 SEP 1994	1.91 / 6'3"	95 / 209	Farjestad Karlstad, (SWE)	
16	KRUGER Marcus	F	L	27 MAY 1990	1.83 / 6'0"	83 / 183	ZSC Lions Zurich, (SUI)	
18	EVERBERG Dennis	F	L	31 DEC 1991	1.93 / 6'4"	95 / 209	Rogle Angelholm, (SWE)	
23	WALLMARK Lucas	F	L	5 SEP 1995	1.83 / 6'0"	83 / 183	CSKA Moscow, (RUS)	
29	HOLMBERG Pontus	F	L	9 MAR 1999	1.80 / 5'11"	81 / 179	Vaxjo Lakers, (SWE)	
31	JOHANSSON Lars	GK	L	11 JUL 1987	1.85 / 6'1"	85 / 187	SKA St. Petersburg, (RUS)	
32	BENGTSSON Lukas	D	R	14 APR 1994	1.78 / 5'10"	78 / 172	Dynamo Minsk, (BLR)	
33	HULTSTROM Linus	D	R	9 DEC 1992	1.80 / 5'11"	88 / 194	Metallurg Magnitogorsk, (RUS)	
34	BRODIN Daniel	F	R	9 FEB 1990	1.86 / 6'1"	85 / 187	Fribourg-Gotteron, (SUI)	
35	HELLBERG Magnus	GK	L	4 APR 1991	1.97 / 6'6"	96 / 212	HK Sochi, (RUS)	
39	REIDEBORN Adam	GK	L	18 JAN 1992	1.86 / 6'1"	87 / 192	CSKA Moscow, (RUS)	
42	NORDSTROM Joakim	F	L	25 FEB 1992	1.88 / 6'2"	92 / 203	CSKA Moscow, (RUS)	
48	KLINGBERG Carl	F	R	28 JAN 1991	1.90 / 6'3"	100 / 220	EV Zug, (SUI)	
52	HOLM Philip	D	L	8 DEC 1991	1.87 / 6'2"	95 / 209	Jokerit Helsinki, (FIN)	
58	LANDER Anton	F	L	24 APR 1991	1.83 / 6'0"	84 / 185	EV Zug, (SUI)	
59	JOHANSSON Linus	F	L	30 NOV 1992	1.91 / 6'3"	88 / 194	Farjestad Karlstad, (SWE)	
64	PUDAS Jonathan	D	R	26 APR 1993	1.79 / 5'10"	81 / 179	Skelleftea AIK, (SWE)	
81	LENNSTROM Theodor	D	L	8 AUG 1994	1.87 / 6'2"	86 / 190	Torpedo Nizhni Novgorod, (RUS)	
86	BROME Mathias	F	L	29 JUL 1994	1.82 / 6'0"	83 / 183	HC Davos, (SUI)	
95	de la ROSE Jacob	F	L	20 MAY 1995	1.90 / 6'3"	96 / 212	Farjestad Karlstad, (SWE)	

Team Average: 1.86 / 6'1" 89 / 196

Average Age: 29

Total: 22 players and 3 goalkeepers

Team Officials:

Function	Name	Citizenship	Date of Birth
Head Coach:	GARPENLOV Johan	SWE	21 MAR 1968
Assistant Coach:	AKERBLOM Markus	SWE	22 NOV 1969
Assistant Coach:	RAGNARSSON Marcus	SWE	13 AUG 1971
Equipment Manager:	ANDERSEN Frederik	DEN	14 FEB 1974
Equipment Manager:	KELLERSTAM Anders	SWE	12 MAR 1960
Equipment Manager:	LUNDSTROM Mikael	SWE	27 JUN 1971
Doctor:	KALMAN Jonas	SWE	7 JAN 1978
Physiotherapist:	THOMSSON Sven	SWE	2 NOV 1976

Note:

* Registration date of single players is only shown when different from Initial Registration date

Legend:

D Defender **F** Forward **GK** Goalkeeper **L** Shoots or catches Left
No. Jersey number **Pos.** Position **R** Shoots or catches Right



Team Roster
队伍名单 / Composition de l'équipe

REVISED
11 FEB 16:12

As of FRI 11 FEB 2022

Initial Registration 8 FEB 2022

USA - United States

No.	Name	Pos.	Shoots/ Catches	Date of Birth	Height m / ft in	Weight kg / lbs	Club	Registration *
4	HELLESON Drew	D	R	26 MAR 2001	1.91 / 6'3"	93 / 205	Boston College, (USA)	
5	WARSOFSKY David	D	L	30 MAY 1990	1.75 / 5'9"	77 / 170	ERC Ingolstadt, (GER)	
6	PERBIX Nick	D	R	15 JUN 1998	1.93 / 6'4"	91 / 201	St. Cloud State University, (USA)	
8	SANDERSON Jake	D	L	8 JUL 2002	1.88 / 6'2"	86 / 190	University of North Dakota, (USA)	11 FEB 2022
10	BENIERS Matty	F	L	5 NOV 2002	1.85 / 6'1"	80 / 176	University of Michigan, (USA)	
11	AGOSTINO Kenny	F	L	30 APR 1992	1.83 / 6'0"	93 / 205	Torpedo Nizhni Novgorod, (RUS)	
12	HENTGES Sam	F	R	26 JUL 1999	1.83 / 6'0"	86 / 190	St. Cloud State University, (USA)	
13	SMITH Nathan	F	R	18 OCT 1998	1.85 / 6'1"	84 / 185	Minnesota State Mankato, (USA)	
14	FABER Brock	D	R	22 AUG 2002	1.85 / 6'1"	91 / 201	University of Minnesota, (USA)	
16	ABRUZZESE Nick	F	L	4 JUN 1999	1.78 / 5'10"	79 / 174	Harvard University, (USA)	
19	BRISSON Brendan	F	L	22 OCT 2001	1.83 / 6'0"	84 / 185	University of Michigan, (USA)	
20	KAMPFER Steven	D	R	24 SEP 1988	1.80 / 5'11"	90 / 198	Ak Bars Kazan, (RUS)	
21	O'NEILL Brian	F	R	1 JUN 1988	1.75 / 5'9"	78 / 172	Jokerit Helsinki, (FIN)	
23	COOPER Brian	D	L	1 NOV 1993	1.78 / 5'10"	89 / 196	IK Oskarshamn, (SWE)	
25	McLAUGHLIN Marc	F	R	26 JUL 1999	1.83 / 6'0"	92 / 203	Boston College, (USA)	
26	FARRELL Sean	F	L	2 NOV 2001	1.75 / 5'9"	79 / 174	Harvard University, (USA)	
27	CATES Noah	F	L	5 FEB 1999	1.88 / 6'2"	86 / 190	University of Minnesota Duluth, (USA)	
29	COMMESSO Drew	GK	L	19 JUL 2002	1.88 / 6'2"	82 / 181	Boston University, (USA)	
31	MANN Strauss	GK	L	18 AUG 1998	1.83 / 6'0"	79 / 174	Skelleftea AIK, (SWE)	
35	NAGLE Pat	GK	L	21 SEP 1987	1.88 / 6'2"	91 / 201	Lehigh Valley Phantoms, (USA)	
37	SHORE Nick	F	R	26 SEP 1992	1.85 / 6'1"	88 / 194	Sibir Novosibirsk, (RUS)	
39	MEYERS Ben	F	L	15 NOV 1998	1.80 / 5'11"	91 / 201	University of Minnesota, (USA)	
42	NESS Aaron	D	L	18 MAY 1990	1.78 / 5'10"	83 / 183	Providence Bruins, (USA)	
51	MIELE Andy	F	L	15 APR 1988	1.73 / 5'8"	77 / 170	Torpedo Nizhni Novgorod, (RUS)	
67	KNIES Matt	F	L	17 OCT 2002	1.91 / 6'3"	96 / 212	University of Minnesota, (USA)	
89	ABDELKADER Justin	F	L	25 FEB 1987	1.87 / 6'2"	97 / 214	Grand Rapids Griffins, (USA)	
Team Average:					1.83 / 6'0"	86 / 190		
Average Age:					25			

Total: 23 players and 3 goalkeepers

Team Officials:

Function	Name	Citizenship	Date of Birth
Head Coach:	QUINN David	USA	30 JUL 1966
Assistant Coach:	HASTINGS Mike	USA	3 FEB 1966
Assistant Coach:	LARSON Brett	USA	20 AUG 1972
Assistant Coach:	YOUNG Scott	USA	1 OCT 1967
Equipment Manager:	ALDRICH Scott	USA	14 OCT 1970
Equipment Manager:	LAPPOINT Nate	USA	5 JAN 1985
Physiotherapist:	MIZER Chris	USA	26 JUN 1969
Physiotherapist:	WONG Stanley	USA	22 JUN 1958

Note:

* Registration date of single players is only shown when different from Initial Registration date

Legend:

D Defender **F** Forward **GK** Goalkeeper **L** Shoots or catches Left
No. Jersey number **Pos.** Position **R** Shoots or catches Right

REVISED 8 SANDERSON Jake replaces 89 ABDELKADER Justin on 11 Feb and is eligible to play in place of ABDELKADER.



Competition Schedule
竞赛日程 / Horaire des compétitions
As of FRI 18 FEB 2022

Date	Start Time	Game	Location
WED 9 FEB	16:40	Preliminary Round - Group B, Game 1 ROC vs SUI	National Indoor Stadium
	21:10	Preliminary Round - Group B, Game 2 CZE vs DEN	National Indoor Stadium
THU 10 FEB	12:10	Preliminary Round - Group C, Game 3 SWE vs LAT	National Indoor Stadium
	16:40	Preliminary Round - Group C, Game 4 FIN vs SVK	National Indoor Stadium
	21:10	Preliminary Round - Group A, Game 5 USA vs CHN	National Indoor Stadium
	21:10	Preliminary Round - Group A, Game 6 CAN vs GER	Wukesong Sports Centre
FRI 11 FEB	12:10	Preliminary Round - Group B, Game 7 DEN vs ROC	National Indoor Stadium
	16:40	Preliminary Round - Group B, Game 8 CZE vs SUI	National Indoor Stadium
	16:40	Preliminary Round - Group C, Game 9 SWE vs SVK	Wukesong Sports Centre
	21:10	Preliminary Round - Group C, Game 10 LAT vs FIN	National Indoor Stadium
SAT 12 FEB	12:10	Preliminary Round - Group A, Game 11 CAN vs USA	National Indoor Stadium
	16:40	Preliminary Round - Group A, Game 12 GER vs CHN	National Indoor Stadium
	21:10	Preliminary Round - Group B, Game 13 ROC vs CZE	National Indoor Stadium
	21:10	Preliminary Round - Group B, Game 14 SUI vs DEN	Wukesong Sports Centre
SUN 13 FEB	12:10	Preliminary Round - Group C, Game 15 SVK vs LAT	National Indoor Stadium
	16:40	Preliminary Round - Group C, Game 16 FIN vs SWE	National Indoor Stadium
	21:10	Preliminary Round - Group A, Game 17 CHN vs CAN	National Indoor Stadium
	21:10	Preliminary Round - Group A, Game 18 USA vs GER	Wukesong Sports Centre
TUE 15 FEB	12:10	Qualification Play-off, Game 19 SVK vs GER	National Indoor Stadium
	12:10	Qualification Play-off, Game 20 DEN vs LAT	Wukesong Sports Centre
	16:40	Qualification Play-off, Game 21 CZE vs SUI	National Indoor Stadium
	21:10	Qualification Play-off, Game 22 CAN vs CHN	National Indoor Stadium
WED 16 FEB	12:10	Quarterfinals, Game 23 USA vs SVK	National Indoor Stadium
	14:00	Quarterfinals, Game 24 ROC vs DEN	Wukesong Sports Centre
	16:40	Quarterfinals, Game 25 FIN vs SUI	National Indoor Stadium
	21:30	Quarterfinals, Game 26 SWE vs CAN	National Indoor Stadium
FRI 18 FEB	12:10	Semifinals, Game 27 FIN vs SVK	National Indoor Stadium
	21:10	Semifinals, Game 28 ROC vs SWE	National Indoor Stadium
SAT 19 FEB	21:10	Bronze Medal Game, Game 29 SWE vs SVK	National Indoor Stadium
SUN 20 FEB	12:10	Gold Medal Game, Game 30 FIN vs ROC	National Indoor Stadium



Tournament Progress
赛事进程 / Évolution du tournoi
As of SUN 13 FEB 2022

Game	Group	Date	Time	Teams	Results	1	2	3	OT	PSS	Venue
1	B	WED 9 FEB	16:40	ROC - SUI	1-0	1-0	0-0	0-0			National Indoor Stadium
2	B	WED 9 FEB	21:10	CZE - DEN	1-2	0-2	1-0	0-0			National Indoor Stadium
3	C	THU 10 FEB	12:10	SWE - LAT	3-2	1-0	2-1	0-1			National Indoor Stadium
4	C	THU 10 FEB	16:40	FIN - SVK	6-2	3-1	1-1	2-0			National Indoor Stadium
5	A	THU 10 FEB	21:10	USA - CHN	8-0	1-0	3-0	4-0			National Indoor Stadium
6	A	THU 10 FEB	21:10	CAN - GER	5-1	3-0	1-1	1-0			Wukesong Sports Centre
7	B	FRI 11 FEB	12:10	DEN - ROC	0-2	0-0	0-1	0-1			National Indoor Stadium
8	B	FRI 11 FEB	16:40	CZE - SUI	2-1	1-1	0-0	0-0	0-0	1-0	National Indoor Stadium
9	C	FRI 11 FEB	16:40	SWE - SVK	4-1	3-0	0-0	1-1			Wukesong Sports Centre
10	C	FRI 11 FEB	21:10	LAT - FIN	1-3	0-0	0-1	1-2			National Indoor Stadium
11	A	SAT 12 FEB	12:10	CAN - USA	2-4	1-2	1-1	0-1			National Indoor Stadium
12	A	SAT 12 FEB	16:40	GER - CHN	3-2	2-0	1-1	0-1			National Indoor Stadium
13	B	SAT 12 FEB	21:10	ROC - CZE	5-6	1-1	1-2	3-2	0-1		National Indoor Stadium
14	B	SAT 12 FEB	21:10	SUI - DEN	3-5	1-0	0-3	2-2			Wukesong Sports Centre
15	C	SUN 13 FEB	12:10	SVK - LAT	5-2	1-1	2-0	2-1			National Indoor Stadium
16	C	SUN 13 FEB	16:40	FIN - SWE	4-3	0-0	0-3	3-0	1-0		National Indoor Stadium
17	A	SUN 13 FEB	21:10	CHN - CAN	0-5	0-3	0-1	0-1			National Indoor Stadium
18	A	SUN 13 FEB	21:10	USA - GER	3-2	1-1	1-0	1-1			Wukesong Sports Centre

Group A

Rank	Team	GP	W	OTW	OTL	L	GDF	GF:GA	PTS
1	USA	3	3	0	0	0	+11	15 : 4	9
2	CAN	3	2	0	0	1	+7	12 : 5	6
3	GER	3	1	0	0	2	-4	6 : 10	3
4	CHN	3	0	0	0	3	-14	2 : 16	0

Group B

Rank	Team	GP	W	OTW	OTL	L	GDF	GF:GA	PTS
1	ROC	3	2	0	1	0	+2	8 : 6	7
2	DEN	3	2	0	0	1	+1	7 : 6	6
3	CZE	3	0	2	0	1	+1	9 : 8	4
4	SUI	3	0	0	1	2	-4	4 : 8	1

Group C

Rank	Team	GP	W	OTW	OTL	L	GDF	GF:GA	PTS
1	FIN	3	2	1	0	0	+7	13 : 6	8
2	SWE	3	2	0	1	0	+3	10 : 7	7
3	SVK	3	1	0	0	2	-4	8 : 12	3
4	LAT	3	0	0	0	3	-6	5 : 11	0

**Preliminary Round
Combined Ranking**

Rank	Team	GR	PTS	GDF	GF	S
1D	USA	1	9	+11	15	6
2D	FIN	1	8	+7	13	3
3D	ROC	1	7	+2	8	2
4D	SWE	2	7	+3	10	4
5D	CAN	2	6	+7	12	1
6D	DEN	2	6	+1	7	11
7D	CZE	3	4	+1	9	5
8D	SVK	3	3	-4	8	9
9D	GER	3	3	-4	6	7
10D	SUI	4	1	-4	4	8
11D	LAT	4	0	-6	5	10
12D	CHN	4	0	-14	2	12

Note:

Teams in each group are ranked by points (PTS). Any ties are broken according to IIHF regulations.

Legend:

1 1st period	2 2nd period	3 3rd period	GA Goals against	GDF Goal difference
GF Goals for	GP Games played	GR Group rank	L Losses	nD Final rank for preliminary round
OT Overtime	OTL Overtime loss	OTW Overtime win	PSS Penalty-Shot Shootout	PTS Points
S Seeding	W Wins			



Line-Ups

阵容 / Composition des équipes

ROC - SUI

Referees

15 SCHRADER Andre (GER) , 19 SIDORENKO Maxim (BLR)

Linespersons

74 OLIVER Brian (USA) , 50 ONDRACEK Jiri (CZE)

Goalkeepers

Team: ROC

No. Name

28 FEDOTOV Ivan
31 SAMONOV Alexander

Team Line-ups

Team: ROC (Red)

No. Pos. Name

57	D	NIKISHIN Alexander
89	D	NESTEROV Nikita
25	F	GRIGORENKO Mikhail
87	F	SHIPACHYOV Vadim +C
97	F	GUSEV Nikita
<hr/>		
4	D	YELESIN Alexander
44	D	YAKOVLEV Yegor +A
22	F	GALIEV Stanislav
81	F	GRITSYUK Arseni
94	F	SEMYONOV Kirill
<hr/>		
7	D	TELEGIN Sergei
27	D	VOINOV Vyacheslav
10	F	VORONKOV Dmitri
15	F	KARNAUKHOV Pavel
58	F	SLEPYSHEV Anton
<hr/>		
43	D	SHARIPZYANOV Damir
11	F	ANDRONOV Sergei +A
24	F	KAYUMOV Artur
55	F	TKACHYOV Vladimir
76	F	CHIBISOV Andrei

Head Coach: ZHAMNOV Alexei

NOT DRESSED:

16 F PLOTNIKOV Sergei
72 D MINULIN Artyom
82 GK BILYALOV Timur

Team: SUI

No. Name

20 BERRA Reto
63 GENONI Leonardo

Team: SUI (White)

No. Pos. Name

16	D	DIAZ Raphael +C
25	D	MULLER Mirco
10	F	AMBUHL Andres
15	F	HOFMANN Gregory
71	F	CORVI Enzo
<hr/>		
2	D	ALATALO Santeri
65	D	UNTERSANDER Ramon +A
70	F	HOLLENSTEIN Denis
85	F	ANDRIGHETTO Sven
92	F	HAAS Gaetan
<hr/>		
6	D	WEBER Yannick
55	D	LOEFFEL Romain
61	F	HERZOG Fabrice
83	F	VERMIN Joel
88	F	BERTSCHY Christoph
<hr/>		
38	D	FRICK Lukas
45	D	FORA Michael
79	F	THURKAUF Calvin
82	F	MOSER Simon +A
87	F	MOTTET Killian

Head Coach: FISCHER Patrick

NOT DRESSED:

26 GK AESCHLIMANN Sandro
59 F SIMION Dario
62 F MALGIN Denis

Legend:

+A	Assistant Captain	+C	Captain	D	Defender	F	Forward
No.	Jersey number	Pos.	Position				



Graphical Line-ups

阵容图 / Alignments

ROC - SUI

Referees

15 SCHRADER Andre (GER) , 19 SIDORENKO Maxim (BLR)

Linespersons

74 OLIVER Brian (USA) , 50 ONDRACEK Jiri (CZE)

Team: ROC - ROC (Red)

Head Coach: ZHAMNOV Alexei

S1 28 FEDOTOV Ivan		
31 SAMONOV Alexander		
S2 57 NIKISHIN Alexander	S3 89 NESTEROV Nikita	
S6 97 GUSEV Nikita	S5 87 SHIPACHYOV Vadim +C	S4 25 GRIGORENKO Mikhail
44 YAKOVLEV Yegor +A		4 YELESIN Alexander
22 GALIEV Stanislav	94 SEMYONOV Kirill	81 GRITSYUK Arseni
7 TELEGIN Sergei		27 VOINOV Vyacheslav
58 SLEPYSHEV Anton	15 KARNAUKHOV Pavel	10 VORONKOV Dmitri
43 SHARIPZYANOV Damir		24 KAYUMOV Artur
55 TKACHYOV Vladimir	11 ANDRONOV Sergei +A	76 CHIBISOV Andrei

Team: SUI - Switzerland (White)

Head Coach: FISCHER Patrick

S1 20 BERRA Reto		
63 GENONI Leonardo		
S3 25 MULLER Mirco	S2 16 DIAZ Raphael +C	
S5 15 HOFMANN Gregory	S6 71 CORVI Enzo	S4 10 AMBUHL Andres
2 ALATALO Santeri		65 UNTERSANDER Ramon +A
70 HOLLENSTEIN Denis	92 HAAS Gaetan	85 ANDRIGHETTO Sven
55 LOEFFEL Romain		6 WEBER Yannick
61 HERZOG Fabrice	88 BERTSCHY Christoph	83 VERMIN Joel
38 FRICK Lukas		45 FORA Michael
82 MOSER Simon +A	79 THURKAUF Calvin	87 MOTTET Killian

Legend:

+A Assistant Captain +C Captain Sn Starting position



Game Summary

比赛总结 / Résumé du match

ROC - SUI 1 - 0 (1 - 0, 0 - 0, 0 - 0)

Spectators	Referees	Linespersons
934	15 SCHRADER Andre (GER) , 19 SIDORENKO Maxim (BLR)	74 OLIVER Brian (USA) , 50 ONDRACEK Jiri (CZE)

Team Statistics

Period	Score	SVS	SOG	PIM	TPP	PPG	SHG
1	1 : 0	9 : 7	8 : 9	2 : 0	00:00 : 02:00	0 : 0	0 : 0
2	0 : 0	13 : 11	11 : 13	10 : 6	02:00 : 04:03	0 : 0	0 : 0
3	0 : 0	11 : 11	11 : 11	2 : 4	01:39 : 01:36	0 : 0	0 : 0
Total	1 : 0	33 : 29	30 : 33	14 : 10	03:39 : 08:31	0 : 0	0 : 0

1st Period

Action	Time	ET/Res	Team	Type	No.	Name	(G)	Name of Assistant(s) / Action Description
GK	00:00		ROC		28	FEDOTOV I		- Goalkeeper in
GK	00:00		SUI		20	BERRA R		- Goalkeeper in
Penalty	03:36	05:36	ROC	2 min.	57	NIKISHIN A		- Cross-Checking
Goal	19:57	1 : 0	ROC	EQ	58	SLEPYSHEV A	(1)	94 SEMYONOV K On Ice ROC 28 57 58 81 89 94 SUI 20 6 10 15 65 71

2nd Period

Action	Time	ET/Res	Team	Type	No.	Name	(G)	Name of Assistant(s) / Action Description
Penalty	26:21	28:21	ROC	2 min.	22	GALIEV S		- High Sticking
Penalty	32:31	34:31	ROC	2 min.	10	VORONKOV D		- Roughing
Penalty	32:31	34:31	SUI	2 min.	25	MULLER M		- Roughing
Penalty	32:31	34:31	ROC	2 min.	15	KARNAUKHOV P		- Roughing
Penalty	32:31	34:31	SUI	2 min.	10	AMBUHL A		- Roughing
Penalty	33:15	35:15	SUI	2 min.	6	WEBER Y		- Slashing
Penalty	37:57	39:57	ROC	2 min.	58	SLEPYSHEV A		- Head-Butting
Penalty	37:57	41:57	ROC	2 min.	58	SLEPYSHEV A		- Head-Butting

3rd Period

Action	Time	ET/Res	Team	Type	No.	Name	(G)	Name of Assistant(s) / Action Description
Penalty	41:05	43:05	SUI	2 min.	55	LOEFFEL R		- Slashing
Penalty	48:43	50:43	SUI	2 min.	2	ALATALO S		- Roughing
Penalty	49:14	51:14	ROC	2 min.	97	GUSEV N		- Slashing
Time-out	58:43		SUI					
GK	59:27		SUI					20 BERRA R - Goalkeeper out
GK	60:00		ROC					28 FEDOTOV I - Goalkeeper out

Goalkeeper Records

Team : ROC - ROC

No.	Name	SOG	SVS	MIP
28	FEDOTOV Ivan	33	33	60:00
31	SAMONOV Alexander			

Team : SUI - Switzerland

No.	Name	SOG	SVS	MIP
20	BERRA Reto	30	29	59:27
63	GENONI Leonardo			

Game Statistics

Team : ROC (Red)																							
Head Coach : ZHAMNOV Alexei										Shots on Goal			Time on Ice										
No.	Pos.	Name	G	A	P	PIM	FO+	FO-	FO+/-	FO%	1	2	3	OT	TS	+/-	1	2	3	OT	TOT	SHF	AVG
25	F	GRIGORENKO Mikhail	0	0	0	0	7	4	3	63.64	1	0	1	2	0	0	5:28	5:05	5:29		16:02	25	0:38
57	D	NIKISHIN Alexander	0	0	0	2	0	0	0	0.00	1	0	0	1	+1	0	7:04	5:45	6:38		19:27	32	0:36
87	F	SHIPACHYOV Vadim +C	0	0	0	0	4	4	0	50.00	0	2	0	2	0	0	5:32	4:55	7:33		18:00	27	0:40
89	D	NESTEROV Nikita	0	0	0	0	0	0	0	0.00	0	2	0	2	+1	0	7:31	5:38	6:39		19:48	32	0:37
97	F	GUSEV Nikita	0	0	0	2	0	0	0	0.00	0	2	2	4	0	0	5:26	5:41	6:01		17:08	24	0:42
4	D	YELESIN Alexander	0	0	0	0	0	0	0	0.00	1	0	0	1	0	0	6:40	7:06	7:22		21:08	30	0:42
22	F	GALIEV Stanislav	0	0	0	2	0	0	0	0.00	0	0	1	1	0	0	3:50	4:46	3:21		11:57	21	0:34



Legend:

(G)	Goals in tournament	+/-	Plus/minus net	+A	Assistant Captain	+C	Captain
A	Assists	AVG	Average time on ice / shift	D	Defender	EQ	Equal strength
ET/Res	Penalty end time/Result of game	F	Forward	FO%	Face-offs won as percentage	FO+	Face-offs won
FO-	Face-offs lost	FO+/-	Face-offs net	G	Goals	GA	Goals against
GDF	Goal difference	GF	Goals for	GK	Goalkeeper	GP	Games played
L	Losses	MIP	Minutes in play (GK)	No.	Jersey number	OT	Overtime
OTL	Overtime losses	OTW	Overtime wins	P	Points	PIM	Penalties in minutes
Pos.	Position	PPG	Power play goals	PTS	Points	R	Rank
SHF	Number of shifts	SHG	Shorthanded goals	SOG	Shots on goal	SVS	Saves
TOT	Total	TPP	Time on power play	TS	Total shots	W	Wins



National Indoor Stadium
 国家体育馆
 Palais national omnisports
WED 9 FEB 2022
 Start Time 16:40

Ice Hockey
 冰球 / Hockey sur glace
Men
 男子 / Hommes

Preliminary round - Group B, Game 1
 小组赛轮次 - B组 比赛 1 / Tour préliminaire - Groupe B, Match 1



Shot Chart
 射门表 / Analyse des tirs

ROC - SUI



Shots by SUI
 Goals (G): 0
 SSP (-): 5

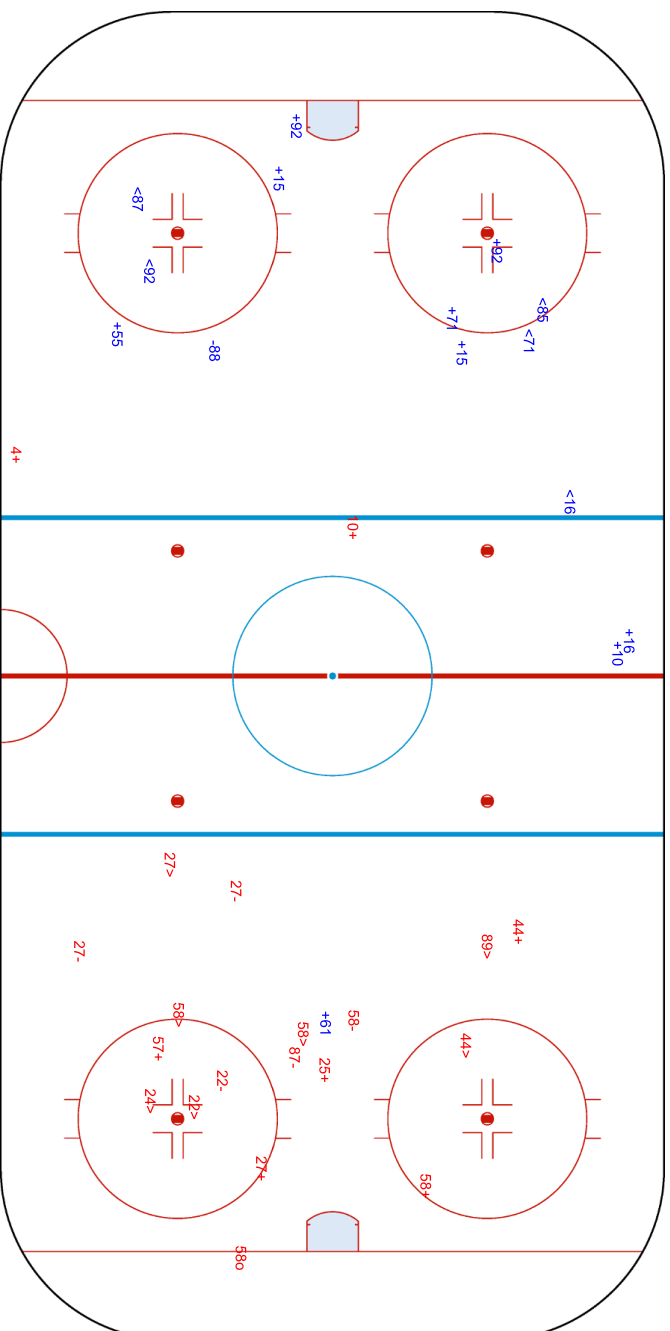
Shots by ROC
 Goals (G): 1
 SSP (-): 7

SSG (+): 9
 SPG (-): 1

SSG (+): 7
 SPG (-): 5

GK 28 of ROC

GK 20 of SUI





National Indoor Stadium
 国家体育馆
 Palais national omnisports

WED 9 FEB 2022
 Start Time 16:40

Ice Hockey
 冰球 / Hockey sur glace

Men
 男子 / Hommes

Preliminary round - Group B, Game 1

小组赛轮次 - B组 比赛 1 / Tour préliminaire - Groupe B, Match 1

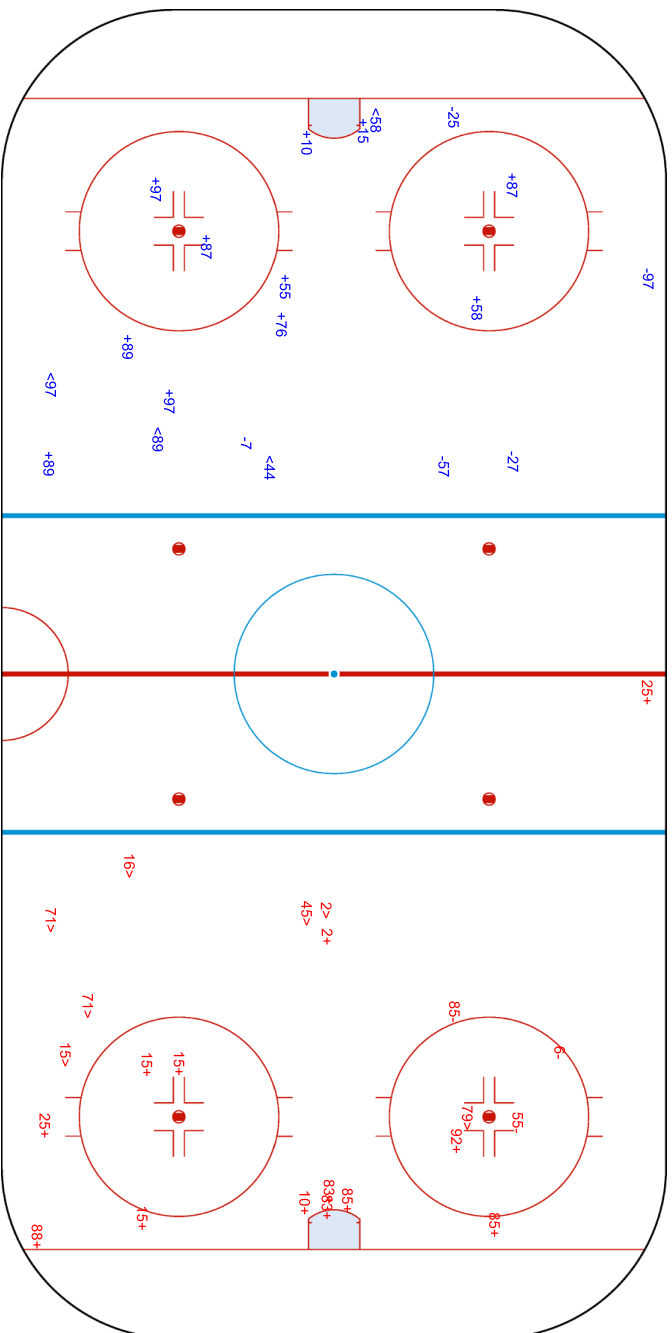


Shots by ROC
 Goals (0): 0
 SSP (-): 4
 SSG (+): 11
 SPG (-): 5

Shots by SUI
 Goals (0): 0
 SSP (-): 7
 SSG (+): 13
 SPG (-): 3

GK 20 of SUI

GK 28 of ROC





National Indoor Stadium
 国家体育馆
 Palais national omnisports

WED 9 FEB 2022
 Start Time 16:40

Ice Hockey
 冰球 / Hockey sur glace
Men
 男子 / Hommes

Preliminary round - Group B, Game 1
 小组赛轮次 - B组 比赛 1 / Tour préliminaire - Groupe B, Match 1

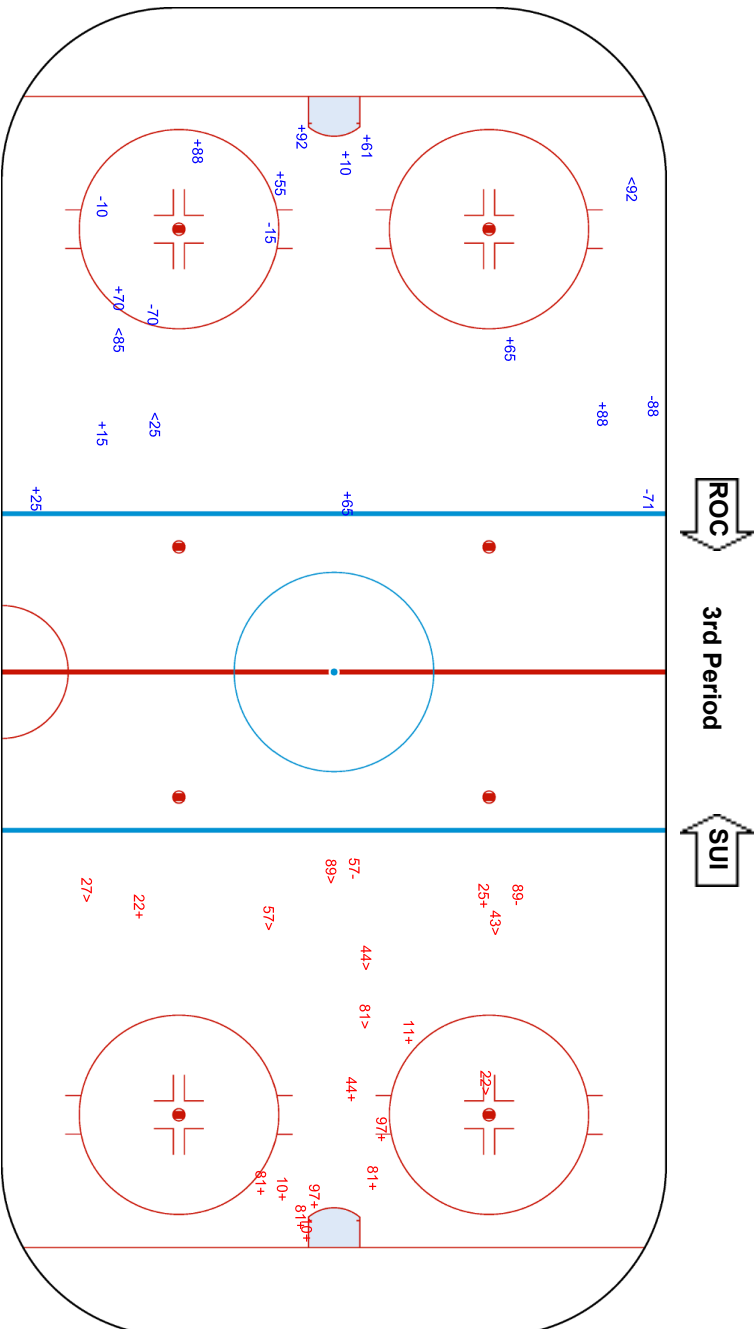


Shots by SUI
 Goals (0): 0
 SSP (-): 3
 SSG (+): 11
 SPG (-): 5

Shots by ROC
 Goals (0): 0
 SSP (-): 7
 SSG (+): 11
 SPG (-): 2

GK 28 of ROC

GK 20 of SUI



Legend:	GK	Goalkeeper	SPG	Shots past goal	SSG	Shots saved by goalkeeper	SSP	Shots saved by player
---------	----	------------	-----	-----------------	-----	---------------------------	-----	-----------------------



IHOMTEAM6-----GPE-000100--_77A V3.0

Report Created WED 9 FEB 2022 18:59



Page 3/3



Face-off Chart

争球表 / Statistiques des mises en jeu

ROC - SUI

1st PERIOD

	ROC		SUI		Neutral zone		ROC		SUI		Total wins all zones				
	Def. zone	Att. zone	Def. zone	Att. zone	ROC	SUI	Att. zone	Def. zone	ROC	SUI					
	+ 11	- 92			+ 87	- 71			- 25	+ 71	<table border="1"> <tr> <th>ROC</th> <th>SUI</th> </tr> <tr> <td>9 / 64%</td> <td>5 / 36%</td> </tr> </table>	ROC	SUI	9 / 64%	5 / 36%
ROC	SUI														
9 / 64%	5 / 36%														
	+ 94	- 92			+ 10	- 88			- 87	+ 92					
	+ 94	- 92			+ 25	- 92			+ 15	- 88					
	+ 87	- 88			- 15	+ 88			- 25	+ 92					
					- 15	+ 92			+ 15	- 92					
Total wins / period	4 / 100%	0 / 0%			3 / 60%	2 / 40%			2 / 40%	3 / 60%					

2nd PERIOD

	ROC		SUI		Neutral zone		ROC		SUI		Total wins all zones				
	Def. zone	Att. zone	Def. zone	Att. zone	ROC	SUI	Att. zone	Def. zone	ROC	SUI					
	+ 11	- 85			+ 87	- 92			+ 94	- 71	<table border="1"> <tr> <th>ROC</th> <th>SUI</th> </tr> <tr> <td>17 / 68%</td> <td>8 / 32%</td> </tr> </table>	ROC	SUI	17 / 68%	8 / 32%
ROC	SUI														
17 / 68%	8 / 32%														
	+ 94	- 92			+ 11	- 88			+ 25	- 79					
	+ 11	- 71			- 87	+ 79			- 94	+ 92					
	- 55	+ 92			- 15	+ 79			- 25	+ 71					
	+ 55	- 92			- 15	+ 71			+ 94	- 79					
	+ 11	- 92							+ 25	- 88					
	+ 11	- 92							- 25	+ 71					
	+ 10	- 83							- 15	+ 71					
									+ 25	- 88					
									+ 25	- 88					
Total wins / period	7 / 88%	1 / 12%			2 / 40%	3 / 60%			8 / 67%	4 / 33%					

3rd PERIOD

	ROC		SUI		Neutral zone		ROC		SUI		Total wins all zones				
	Def. zone	Att. zone	Def. zone	Att. zone	ROC	SUI	Att. zone	Def. zone	ROC	SUI					
	- 11	+ 92			- 11	+ 92			+ 55	- 71	<table border="1"> <tr> <th>ROC</th> <th>SUI</th> </tr> <tr> <td>12 / 63%</td> <td>7 / 37%</td> </tr> </table>	ROC	SUI	12 / 63%	7 / 37%
ROC	SUI														
12 / 63%	7 / 37%														
	- 87	+ 88			+ 15	- 85			+ 55	- 71					
	+ 55	- 71							+ 11	- 92					
	+ 11	- 71							- 94	+ 71					
	+ 11	- 92							+ 15	- 71					
	+ 87	- 88							- 15	+ 71					
	- 87	+ 71							- 10	+ 88					
									+ 15	- 92					
									+ 25	- 71					
Total wins / period	4 / 57%	3 / 43%			1 / 50%	1 / 50%			7 / 70%	3 / 30%					

TOTAL



Total wins / game	ROC	SUI	ROC	SUI	ROC	SUI	Total wins all zones	
	Def. zone	Att. zone	Neutral zone		Att. zone	Def. zone	ROC	SUI
	15 / 79%	4 / 21%	6 / 50%	6 / 50%	17 / 63%	10 / 37%	38 / 66%	20 / 34%

HEAD TO HEAD

No.	SUI						Tot.	wins ROC	Dz	Nz	Az
	71	79	83	85	88	92					
10			1 - 0		1 - 1		3	2 67%	1 100%	1 100%	0 0%
11	2 - 0			1 - 0	1 - 0	5 - 2	11	9 82%	7 88%	1 50%	1 100%
15	2 - 3	0 - 1		1 - 0	1 - 1	2 - 1	12	6 50%		1 20%	5 71%
25	1 - 3	1 - 0			3 - 0	2 - 1	11	7 64%		1 100%	6 60%
55	3 - 0				1 - 0	1 - 1	6	5 83%	2 67%		3 100%
87	1 - 1	0 - 1			2 - 1	1 - 1	8	4 50%	2 50%	2 67%	0 0%
94	1 - 1	1 - 0				3 - 1	7	5 71%	3 100%		2 50%
Tot.	18	4	1	2	12	21	58	38 66%	15 79%	6 50%	17 63%
wins SUI	8 44%	2 50%	0 0%	0 0%	3 25%	7 33%	20 34%				
Dz	6 50%	0 0%			1 17%	3 43%	10 37%				
Nz	1 50%	2 100%		0 0%	1 33%	2 50%	6 50%				
Az	1 25%		0 0%	0 0%	1 33%	2 20%	4 21%				

Legend:

Az Attacking zone **Dz** Defending zone **No.** Jersey number **Nz** Neutral zone **Tot.** Total face-offs played



Line-Ups

阵容 / Composition des équipes

CZE - DEN

Referees

7 GOUIN Olivier (CAN) , 86 TSCHERRIG Michael (SUI)

Linespersons

49 LUNDGREN Ludvig (SWE) , 66 NIKULAINEN Lauri (FIN)

Goalkeepers

Team: CZE

No. Name

11 HRUBEC Simon
32 BARTOSAK Patrik

Team Line-ups

Team: CZE (Red)

No. Pos. Name

84	D	KUNDRATEK Tomas
88	D	SULAK Libor
38	F	HYKA Tomas
45	F	SEDLAK Lukas
46	F	KREJCI David +A

5	D	JERABEK Jakub +A
9	D	SKLENICKA David
10	F	CERVENKA Roman +C
43	F	KOVAR Jan
44	F	STRANSKY Matej

3	D	KNOT Ronald
31	D	KLOK Lukas
17	F	SOBOTKA Vladimir
25	F	LENC Radan
26	F	REPIK Michal

65	D	MOZIK Vojtech
13	F	SMEJKAL Jiri
20	F	ZOHORNA Hynek
67	F	FROLIK Michael
79	F	ZOHORNA Tomas

Head Coach: PESAN Filip

NOT DRESSED:

6 D MUSIL David
35 GK WILL Roman
52 F SPACEK Michael

Team: DEN

No. Name

1 DICHOW Frederik
32 DAHM Sebastian

Team: DEN (White)

No. Pos. Name

25	D	LAURIDSEN Oliver
41	D	JENSEN AABO Jesper +A
17	F	JENSEN Nicklas
51	F	NIELSEN Frans +A
89	F	BOEDKER Mikkel

15	D	LASSEN Matias
22	D	LAURIDSEN Markus
9	F	STORM Frederik
63	F	RUSSELL Patrick
93	F	REGIN Peter +C

47	D	LARSEN Oliver
48	D	JENSEN Nicholas B.
29	F	MADSEN Morten
50	F	BAU Mathias
72	F	MEYER Nicolai

28	D	KRISTENSEN Emil
33	F	JAKOBSEN Julian
38	F	POULSEN Morten
40	F	JENSEN Jesper
42	F	AAGAARD Mikkel

Head Coach: EHLERS Heinz

NOT DRESSED:

2 D BRUGGISSER Phillip
16 F ASPERUP Matthias
31 GK GALBRAITH Patrick
95 F OLESEN Nick

Legend:

+A	Assistant Captain	+C	Captain	D	Defender	F	Forward
No.	Jersey number	Pos.	Position				



Graphical Line-ups
阵容图 / Alignments

CZE - DEN

Referees

7 GOUIN Olivier (CAN) , 86 TSCHERRIG Michael (SUI)

Linespersons

49 LUNDGREN Ludvig (SWE) , 66 NIKULAINEN Lauri (FIN)

Team: CZE - Czech Republic (Red)

Head Coach: PESAN Filip

S1 11 HRUBEC Simon		
32 BARTOSAK Patrik		
S3 88 SULAK Libor	S2 84 KUNDRATEK Tomas	
S5 45 SEDLAK Lukas	S6 46 KREJCI David +A	S4 38 HYKA Tomas
9 SKLENICKA David		5 JERABEK Jakub +A
10 CERVENKA Roman +C	43 KOVAR Jan	44 STRANSKY Matej
31 KLOK Lukas		3 KNOT Ronald
25 LENC Radan	17 SOBOTKA Vladimir	26 REPIK Michal
65 MOZIK Vojtech		13 SMEJKAL Jiri
20 ZOHORNA Hynek	79 ZOHORNA Tomas	67 FROLIK Michael

Team: DEN - Denmark (White)

Head Coach: EHLERS Heinz

S1 32 DAHM Sebastian		
1 DICHOW Frederik		
S2 25 LAURIDSEN Oliver	S3 41 JENSEN AABO Jesper +A	
S6 89 BOEDKER Mikkel	S5 51 NIELSEN Frans +A	S4 17 JENSEN Nicklas
22 LAURIDSEN Markus		15 LASSEN Matias
9 STORM Frederik	93 REGIN Peter +C	63 RUSSELL Patrick
48 JENSEN Nicholas B.		47 LARSEN Oliver
50 BAU Mathias	29 MADSEN Morten	72 MEYER Nicolai
28 KRISTENSEN Emil		40 JENSEN Jesper
38 POULSEN Morten	33 JAKOBSEN Julian	42 AAGAARD Mikkel

Legend:

+A Assistant Captain **+C** Captain **Sn** Starting position


Game Summary

比赛总结 / Résumé du match

CZE - DEN 1 - 2 (0 - 2, 1 - 0, 0 - 0)

Spectators	Referees	Linespersons
891	7 GOUIN Olivier (CAN) , 86 TSCHEERIG Michael (SUI)	49 LUNDGREN Ludvig (SWE) , 66 NIKULAINEN Lauri (FIN)

Team Statistics

Period	Score	SVS	SOG	PIM	TPP	PPG	SHG
1	0 : 2	2 : 17	17 : 4	0 : 2	02:00 : 00:00	0 : 0	0 : 0
2	1 : 0	8 : 9	10 : 8	2 : 2	02:00 : 02:00	0 : 0	0 : 0
3	0 : 0	5 : 13	13 : 5	0 : 2	02:00 : 00:00	0 : 0	0 : 0
Total	1 : 2	15 : 39	40 : 17	2 : 6	06:00 : 02:00	0 : 0	0 : 0

1st Period

Action	Time	ET/Res	Team	Type	No.	Name	(G)	Name of Assistant(s) / Action Description
GK	00:00		DEN		32	DAHMS		- Goalkeeper in
GK	00:00		CZE		11	HRUBEC S		- Goalkeeper in
Goal	11:21	0 : 1	DEN	EQ	22	LAURIDSEN M	(1)	On Ice CZE 11 5 9 17 25 26 DEN 32 15 22 33 38 42
Penalty	16:03	18:03	DEN	2 min.	15	LASSEN M		- Holding an opponent
Penalty	17:23		CZE	PS	5	JERABEK J		- Holding an opponent
Goal	17:23	0 : 2	DEN	PS	51	NIELSEN F	(1)	On Ice CZE 11 DEN 51

2nd Period

Action	Time	ET/Res	Team	Type	No.	Name	(G)	Name of Assistant(s) / Action Description
Goal	23:45	1 : 2	CZE	EQ	10	CERVENKA R	(1)	43 KOVAR J On Ice CZE 11 3 10 31 43 44 DEN 32 15 17 22 51 89
Penalty	26:19	28:19	DEN	2 min.	41	JENSEN AABO J		- Hooking
Penalty	31:37	33:37	CZE	2 min.	3	KNOT R		- Interference

3rd Period

Action	Time	ET/Res	Team	Type	No.	Name	(G)	Name of Assistant(s) / Action Description
Penalty	49:40	51:40	DEN	2 min.	48	JENSEN NB		- Hooking
GK	58:52		CZE					11 HRUBEC S - Goalkeeper out
GK	60:00		DEN					32 DAHM S - Goalkeeper out

Goalkeeper Records
Team : CZE - Czech Republic

No.	Name	SOG	SVS	MIP
11	HRUBEC Simon	17	15	58:52
32	BARTOSAK Patrik			

Team : DEN - Denmark

No.	Name	SOG	SVS	MIP
32	DAHMS Sebastian	40	39	60:00
1	DICHOW Frederik			

Game Statistics
Team : CZE (Red)

Head Coach : PESAN Filip										Shots on Goal				Time on Ice									
No.	Pos.	Name	G	A	P	PIM	FO+	FO-	FO+/-	FO%	1	2	3	OT	TS	+/-	1	2	3	OT	TOT	SHF	AVG
38	F	HYKA Tomas	0	0	0	0	0	0	0	0.00	1	0	0	1	0	6:19	6:41	5:55		18:55	27	0:42	
45	F	SEDLAK Lukas	0	0	0	0	1	0	1	100.00	1	1	2	4	0	6:56	7:14	6:00		20:10	27	0:44	
46	F	KREJCI David +A	0	0	0	0	9	5	4	64.29	0	0	1	1	0	6:51	6:12	7:25		20:28	26	0:47	
84	D	KUNDRATEK Tomas	0	0	0	0	0	0	0	0.00	2	2	2	6	0	6:35	4:23	6:56		17:54	25	0:42	
88	D	SULAK Libor	0	0	0	0	0	0	0	0.00	1	0	1	2	0	6:40	6:20	8:34		21:34	30	0:43	
5	D	JERABEK Jakub +A	0	0	0	0	0	0	0	0.00	1	0	1	2	-1	7:43	8:24	7:04		23:11	30	0:46	
9	D	SKLENICKA David	0	0	0	0	0	0	0	0.00	2	2	0	4	-1	5:38	8:02	4:33		18:13	26	0:42	
10	F	CERVENKA Roman +C	1	0	1	0	0	0	0	0.00	2	1	0	3	+1	6:18	4:44	7:58		19:00	23	0:49	
43	F	KOVAR Jan	0	1	1	0	14	6	8	70.00	0	1	3	4	+1	6:57	5:59	7:57		20:53	23	0:54	
44	F	STRANSKY Matej	0	0	0	0	0	0	0	0.00	2	1	2	5	+1	6:31	5:03	8:26		20:00	23	0:52	
3	D	KNOT Ronald	0	0	0	2	0	0	0	0.00	2	1	0	3	+1	6:02	4:26	5:39		16:07	23	0:42	



Head Coach : PESAN Filip												Shots on Goal				Time on Ice							
No.	Pos.	Name	G	A	P	PIM	FO+	FO-	FO+/-	FO%	1	2	3	OT	TS	+/-	1	2	3	OT	TOT	SHF	AVG
17	F	SOBOTKA Vladimir	0	0	0	0	7	3	4	70.00	0	0	1	1	-1	4:42	4:07	4:15		13:04	22	0:35	
25	F	LENC Radan	0	0	0	0	0	0	0	0.00	2	0	0	2	-1	3:21	3:09	3:26		9:56	16	0:37	
26	F	REPIK Michal	0	0	0	0	0	0	0	0.00	1	0	0	1	-1	4:42	4:12	3:49		12:43	20	0:38	
31	D	KLOK Lukas	0	0	0	0	0	0	0	0.00	0	0	0	0	+1	5:35	6:23	4:59		16:57	23	0:44	
13	F	SMEJKAL Jiri	0	0	0	0	0	0	0	0.00	0	0	0	0	0	0:00	0:00	0:00		0:00	0	0:00	
20	F	ZOHORNA Hynek	0	0	0	0	0	0	0	0.00	0	0	0	0	0	3:05	3:49	2:17		9:11	15	0:36	
65	D	MOZIK Vojtech	0	0	0	0	0	0	0	0.00	0	0	0	0	0	0:00	0:00	0:00		0:00	0	0:00	
67	F	FROLIK Michael	0	0	0	0	0	0	0	0.00	0	0	0	0	0	2:44	3:55	2:28		9:07	15	0:36	
79	F	ZOHORNA Tomas	0	0	0	0	3	6	-3	33.33	0	1	0	1	0	2:49	4:02	2:37		9:28	15	0:37	
11	GK	HRUBEC Simon	0	0	0	0					0	0	0	0									
32	GK	BARTOSAK Patrik	0	0	0	0					0	0	0	0									
Total			1	1	2	2	34	20	14	62.96	17	10	13	40									

Team : DEN (White)																								
Head Coach : EHLERS Heinz												Shots on Goal				Time on Ice								
No.	Pos.	Name	G	A	P	PIM	FO+	FO-	FO+/-	FO%	1	2	3	OT	TS	+/-	1	2	3	OT	TOT	SHF	AVG	
17	F	JENSEN Nicklas	0	0	0	0	0	0	0	0.00	0	1	0	1	-1	5:15	6:27	6:22		18:04	30	0:36		
25	D	LAURIDSEN Oliver	0	0	0	0	0	0	0	0.00	0	0	0	0	0	6:24	6:15	7:27		20:06	37	0:32		
41	D	JENSEN AABO Jesper +A	0	0	0	2	0	0	0	0.00	0	0	0	0	0	7:38	7:05	7:41		22:24	42	0:32		
51	F	NIELSEN Frans +A	1	0	1	0	5	14	-9	26.32	1	0	2	3	-1	5:03	5:38	5:33		16:14	29	0:33		
89	F	BOEDKER Mikkel	0	0	0	0	0	0	0	0.00	0	2	2	4	-1	5:33	5:47	6:27		17:47	29	0:36		
9	F	STORM Frederik	0	0	0	0	0	0	0	0.00	1	1	0	2	0	5:26	6:01	5:52		17:19	25	0:41		
15	D	LASSEN Mathias	0	0	0	2	0	0	0	0.00	1	1	0	2	0	5:48	8:08	6:50		20:46	35	0:35		
22	D	LAURIDSEN Markus	1	0	1	0	0	0	0	0.00	1	0	0	1	0	6:40	7:06	8:05		21:51	34	0:38		
63	F	RUSSELL Patrick	0	0	0	0	0	0	0	0.00	0	0	0	0	0	6:55	4:53	7:01		18:49	26	0:43		
93	F	REGIN Peter +C	0	0	0	0	9	7	2	56.25	0	0	0	0	0	5:07	6:32	6:40		18:19	27	0:40		
29	F	MADSEN Morten	0	0	0	0	3	2	1	60.00	0	0	0	0	0	5:09	3:08	5:17		13:34	21	0:38		
47	D	LARSEN Oliver	0	0	0	0	0	0	0	0.00	0	0	0	0	0	5:03	3:13	4:06		12:22	23	0:32		
48	D	JENSEN Nicholas B.	0	0	0	2	0	0	0	0.00	0	2	0	2	0	7:42	5:09	5:42		18:33	34	0:32		
50	F	BAU Mathias	0	0	0	0	0	0	0	0.00	0	0	0	0	0	3:43	3:36	2:11		9:30	15	0:38		
72	F	MEYER Nicolai	0	0	0	0	0	0	0	0.00	0	0	0	0	0	3:35	4:02	2:37		10:14	17	0:36		
28	D	KRISTENSEN Emil	0	0	0	0	0	0	0	0.00	0	0	0	0	0	0:28	1:28	0:00		1:56	4	0:29		
33	F	JAKOBSEN Julian	0	0	0	0	3	11	-8	21.43	0	1	1	2	+1	4:29	4:55	4:14		13:38	22	0:37		
38	F	POULSEN Morten	0	0	0	0	0	0	0	0.00	0	0	0	0	+1	4:15	4:17	4:06		12:38	20	0:37		
40	F	JENSEN Jesper	0	0	0	0	0	0	0	0.00	0	0	0	0	0	0:00	0:00	0:00		0:00	0	0:00		
42	F	AAGAARD Mikkel	0	0	0	0	0	0	0	0.00	0	0	0	0	+1	2:59	3:46	2:02		8:47	14	0:37		
1	GK	DICHOW Frederik	0	0	0	0					0	0	0	0										
32	GK	DAHM Sebastian	0	0	0	0					0	0	0	0										
Total			2	0	2	6	20	34	-14	37.04	4	8	5	17										

Group B

R	Team	GP	W	OTW	OTL	L	GDF	GF:GA	PTS
1	DEN	1	1	0	0	0	+1	2 : 1	3
2	ROC	1	1	0	0	0	+1	1 : 0	3
3	CZE	1	0	0	0	1	-1	1 : 2	0
4	SUI	1	0	0	0	1	-1	0 : 1	0

	CZE	DEN	ROC	SUI
CZE	*****	1:2	SAT 12 FEB 21:10	FRI 11 FEB 16:40
DEN	2:1	*****	FRI 11 FEB 12:10	SAT 12 FEB 21:10
ROC	SAT 12 FEB 21:10	FRI 11 FEB 12:10	*****	1:0
SUI	FRI 11 FEB 16:40	SAT 12 FEB 21:10	0:1	*****



Legend:

(G) Goals in tournament	+/- Plus/minus net	+A Assistant Captain	+C Captain
A Assists	AVG Average time on ice / shift	D Defender	EQ Equal strength
ET/Res Penalty end time/Result of game	F Forward	FO% Face-offs won as percentage	FO+ Face-offs won
FO- Face-offs lost	FO+/- Face-offs net	G Goals	GA Goals against
GDF Goal difference	GF Goals for	GK Goalkeeper	GP Games played
L Losses	MIP Minutes in play (GK)	No. Jersey number	OT Overtime
OTL Overtime losses	OTW Overtime wins	P Points	PIM Penalties in minutes
Pos. Position	PPG Power play goals	PS Penalty shot	PTS Points
R Rank	SHF Number of shifts	SHG Shorthanded goals	SOG Shots on goal
SVS Saves	TOT Total	TPP Time on power play	TS Total shots
W Wins			

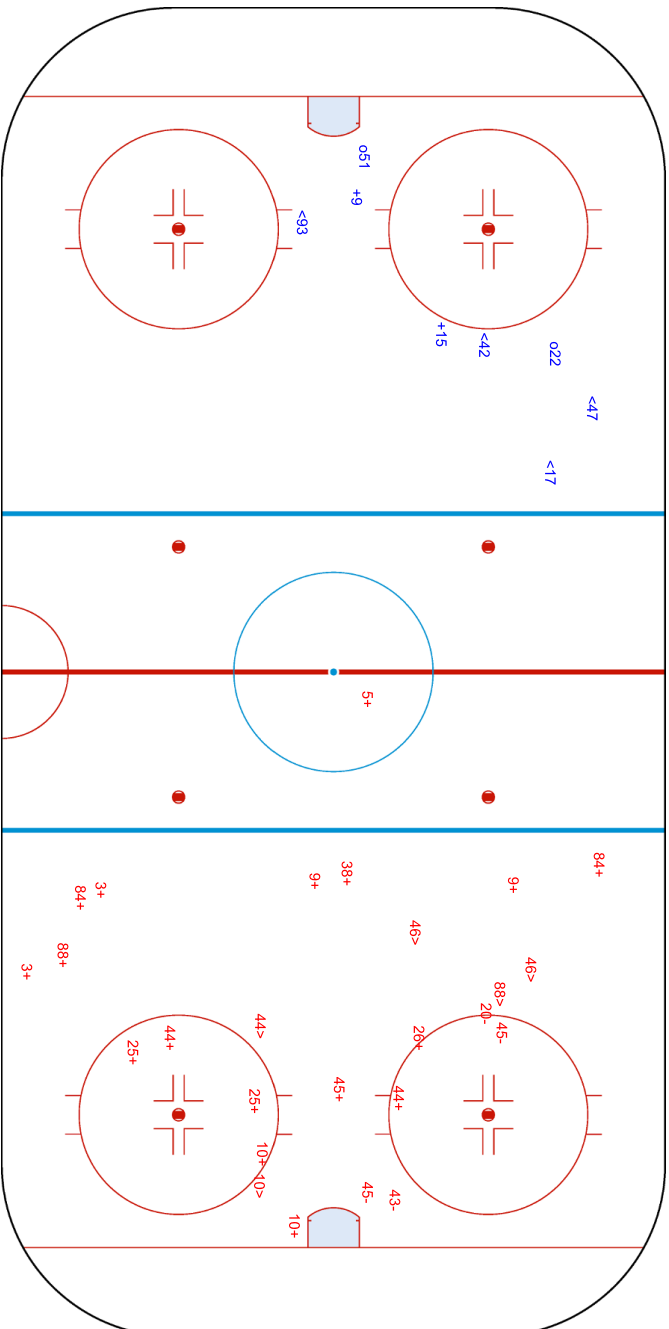


Shot Chart
 射门表 / Analyse des tirs


CZE - DEN



1st Period




Shots by DEN
 Goals (0): 2
 SSP (-): 4
 SSG (+): 2
 SPG (-): 0



GK 11 of CZE

Shots by CZE
 Goals (0): 0
 SSP (-): 5
 SSG (+): 17
 SPG (-): 4



GK 32 of DEN



National Indoor Stadium
 国家体育馆
 Palais national omnisports

WED 9 FEB 2022
 Start Time 21:10

Ice Hockey
 冰球 / Hockey sur glace

Men
 男子 / Hommes

Preliminary round - Group B, Game 2
 小组赛轮次 - B组, 比赛 2 / Tour préliminaire - Groupe B, Match 2



Shots by CZE
 Goals (0): 1
 SSP (-): 6

Shots by DEN
 Goals (0): 0
 SSP (-): 6

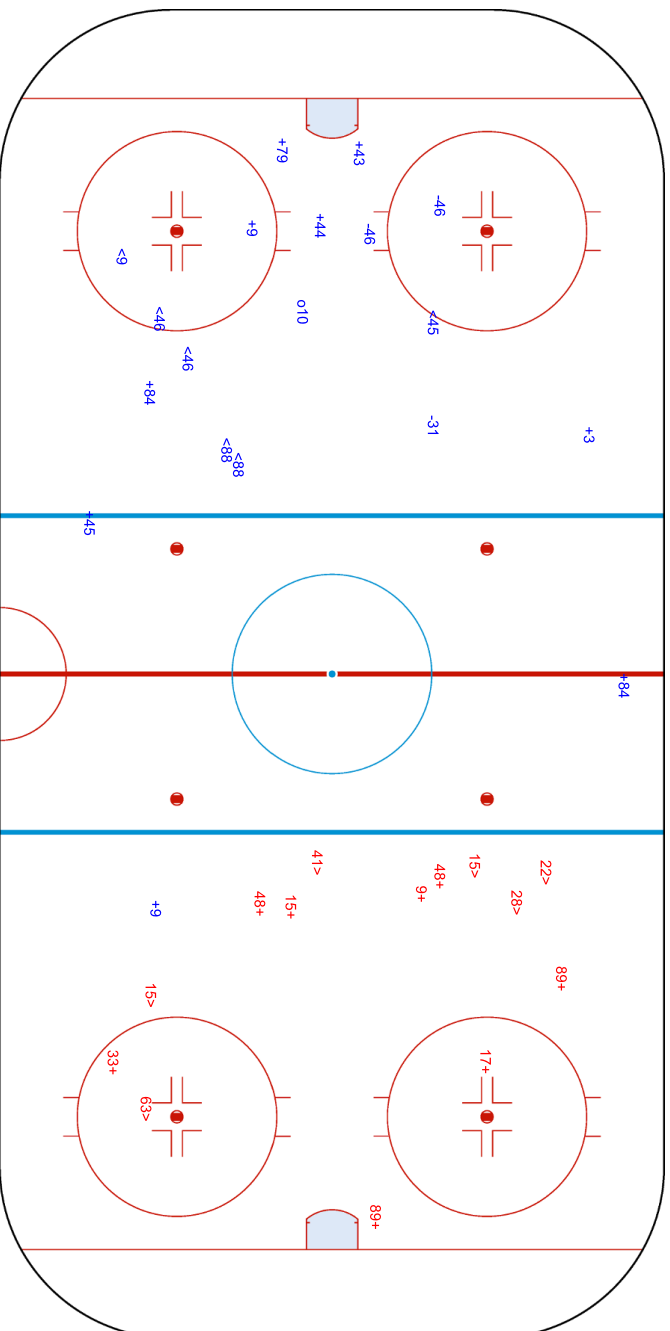
SSG (+): 9
 SPG (-): 3

DEN **2nd Period** **CZE**

SSG (+): 8
 SPG (-): 0

o10
 GK 32 of DEN

GK 11 of CZE





National Indoor Stadium
 国家体育馆
 Palais national omnisports

WED 9 FEB 2022
 Start Time 21:10

Ice Hockey
 冰球 / Hockey sur glace



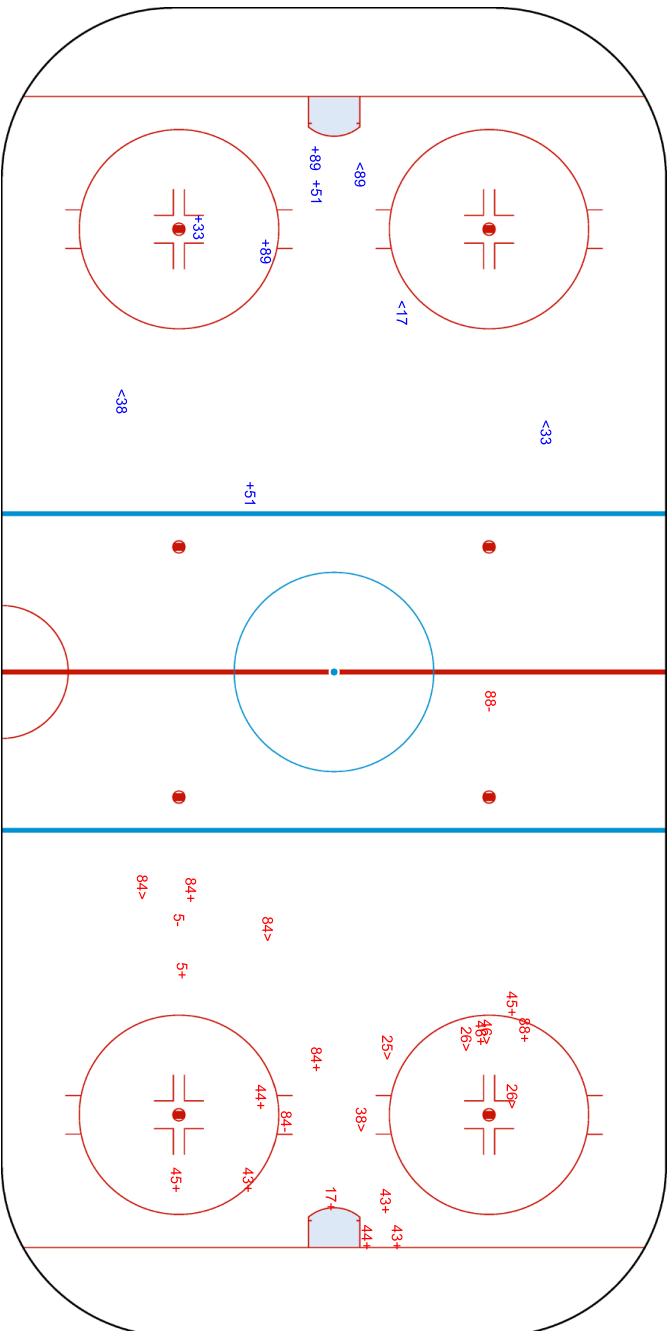
Preliminary round - Group B, Game 2
 小组赛轮次 - B组, 比赛 2 / Tour préliminaire - Groupe B, Match 2

Shots by DEN
 Goals (0): 0
 SSP (-): 4

Shots by CZE
 Goals (0): 0
 SSP (-): 7

GK 11 of CZE

GK 32 of DEN



Legend:	Goalkeeper	SPG	Shots past goal	SSG	Shots saved by goalkeeper	SSP	Shots saved by player
GK							





Face-off Chart

争球表 / Statistiques des mises en jeu

CZE - DEN

1st PERIOD

	CZE		DEN		CZE		DEN		CZE		DEN		Total wins all zones
	Def. zone	Att. zone	Neutral zone	Neutral zone	Att. zone	Def. zone	Att. zone	Def. zone	Att. zone	Def. zone			
	- 17	+ 29	+ 46	- 51	- 43	+ 93							
	+ 43	- 29	+ 46	- 51	+ 79	- 33							
	+ 79	- 51	+ 17	- 33	+ 46	- 51							
			- 43	+ 93	+ 79	- 29							
					- 79	+ 33							
					+ 46	- 51							
					+ 17	- 33							
					- 43	+ 93							
					+ 46	- 33							
					+ 43	- 51							
					- 43	+ 93							
					- 43	+ 93							
					+ 43	- 33							
					+ 46	- 33							
Total wins / period	2 / 67%	1 / 33%	3 / 75%	1 / 25%	9 / 64%	5 / 36%							

2nd PERIOD

	CZE		DEN		CZE		DEN		CZE		DEN		Total wins all zones
	Def. zone	Att. zone	Neutral zone	Neutral zone	Att. zone	Def. zone	Att. zone	Def. zone	Att. zone	Def. zone			
	- 17	+ 29	+ 46	- 51	+ 43	- 51							
	- 79	+ 29	+ 43	- 93	+ 17	- 93							
	- 43	+ 51	+ 17	- 93	+ 17	- 93							
	- 79	+ 93	+ 17	- 51	+ 43	- 33							
	- 46	+ 51	- 46	+ 93	+ 45	- 51							
					- 46	+ 33							
					- 46	+ 51							
Total wins / period	0 / 0%	5 / 100%	4 / 80%	1 / 20%	5 / 71%	2 / 29%							

3rd PERIOD

	CZE		DEN		CZE		DEN		CZE		DEN		Total wins all zones
	Def. zone	Att. zone	Neutral zone	Neutral zone	Att. zone	Def. zone	Att. zone	Def. zone	Att. zone	Def. zone			
	- 79	+ 93	+ 46	- 51	+ 43	- 93							
	- 17	+ 33	+ 43	- 93	+ 46	- 33							
			+ 43	- 33	- 79	+ 93							
			- 46	+ 51	+ 43	- 33							
					+ 43	- 93							
					- 79	+ 51							
					+ 43	- 51							
					+ 17	- 33							
					+ 43	- 51							
					+ 43	- 51							
Total wins / period	0 / 0%	2 / 100%	3 / 75%	1 / 25%	8 / 80%	2 / 20%							



TOTAL

	CZE		DEN		CZE		DEN		Total wins all zones	
	Def. zone	Att. zone	Neutral zone		Att. zone	Def. zone	CZE	DEN		
Total wins / game	2 / 20%	8 / 80%	10 / 77%	3 / 23%	22 / 71%	9 / 29%	34 / 63%	20 / 37%		

HEAD TO HEAD

No.	DEN				Tot.	wins CZE	Dz	Nz	Az	
	29	33	51	93						
CZE	17	0 - 2	3 - 1	1 - 0	3 - 0	10	7 70%	0 0%	3 100%	4 100%
	43	1 - 0	4 - 0	5 - 1	4 - 5	20	14 70%	1 50%	3 75%	10 71%
	45			1 - 0		1	1 100%			1 100%
	46		3 - 1	6 - 3	0 - 1	14	9 64%	0 0%	4 67%	5 71%
	79	1 - 1	1 - 1	1 - 1	0 - 3	9	3 33%	1 25%		2 40%
	Tot.	5	14	19	16	54	34 63%	2 20%	10 77%	22 71%
wins DEN	3 60%	3 21%	5 26%	9 56%	20 37%					
Dz	0 0%	2 18%	2 20%	5 56%	9 29%					
Nz		0 0%	1 17%	2 40%	3 23%					
Az	3 75%	1 100%	2 67%	2 100%	8 80%					

Legend:

Az Attacking zone **Dz** Defending zone **No.** Jersey number **Nz** Neutral zone **Tot.** Total face-offs played



Line-Ups

阵容 / Composition des équipes

SWE - LAT

Referees

9 FRANO Martin (CZE) , 22 VIKMAN Kristian (FIN)

Linespersons

91 HANCOCK II William (USA) , 84 SHALAGIN Nikita (RUS)

Goalkeepers

Team: SWE

No. Name

31 JOHANSSON Lars
35 HELLBERG Magnus

Team: LAT

No. Name

74 PUNNENOVS Ivars
98 KALNINS Janis

Team Line-ups

Team: SWE (Yellow)

No. Pos. Name

5 D FANTENBERG Oscar
32 D BENGTTSSON Lukas
48 F KLINGBERG Carl
58 F LANDER Anton +C
86 F BROME Mathias

2 D FOLIN Christian
52 D HOLM Philip
8 F OLOFSSON Fredrik
23 F WALLMARK Lucas
29 F HOLMBERG Pontus

7 D TOMMERNES Henrik +A
64 D PUDAS Jonathan
15 F RYDAHL Gustav
18 F EVERBERG Dennis
95 F de la ROSE Jacob

33 D HULTSTROM Linus
12 F FRIBERG Max
16 F KRUGER Marcus +A
42 F NORDSTROM Joakim
59 F JOHANSSON Linus

Head Coach: GARPENLOV Johan

NOT DRESSED:

34 F BRODIN Daniel
39 GK REIDEBORN Adam
81 D LENNSTROM Theodor

Team: LAT (Maroon)

No. Pos. Name

27 D CIBULSKIS Oskars +A
29 D FREIBERGS Ralfs
9 F KRASTENBERGS Renars
18 F ABOLS Rodrigo +A
91 F KENINS Ronalds

55 D MAMCICS Roberts
72 D JAKS Janis
10 F DARZINS Lauris +C
16 F DAUGAVINS Kaspars
73 F SMIRNOVS Deniss

26 D BALINSKIS Uvis Janis
77 D ZILE Kristaps Roberts
69 F JELISEJEVS Nikolajs
87 F MEIJA Gints
95 F BATNA Oskars

24 D OZOLS Patriks
48 D SEJEJS Nauris
14 F BUKARTS Rihards
17 F DZIERKALS Martins
25 F DZERINS Andris

Head Coach: VITOLINS Harijs

NOT DRESSED:

15 F KARSUMS Martins
50 GK GUDLEVSKIS Kristers
70 F INDRASIS Miks

Legend:

+A	Assistant Captain	+C	Captain	D	Defender	F	Forward
No.	Jersey number	Pos.	Position				



Graphical Line-ups
阵容图 / Alignments

SWE - LAT

Referees

9 FRANO Martin (CZE) , 22 VIKMAN Kristian (FIN)

Linespersons

91 HANCOCK II William (USA) , 84 SHALAGIN Nikita (RUS)

Team: SWE - Sweden (Yellow)

Head Coach: GARPENLOV Johan

S1 31 JOHANSSON Lars		
35 HELLBERG Magnus		
5 FANTENBERG Oscar	32 BENGTTSSON Lukas	
S6 86 BROME Mathias	S5 58 LANDER Anton +C	S4 48 KLINGBERG Carl
S3 52 HOLM Philip		S2 2 FOLIN Christian
29 HOLMBERG Pontus	23 WALLMARK Lucas	8 OLOFSSON Fredrik
7 TOMMERNES Henrik +A		64 PUDAS Jonathan
18 EVERBERG Dennis	95 de la ROSE Jacob	15 RYDAHL Gustav
33 HULTSTROM Linus		59 JOHANSSON Linus
42 NORDSTROM Joakim	16 KRUGER Marcus +A	12 FRIBERG Max

Team: LAT - Latvia (Maroon)

Head Coach: VITOLINS Harijs

S1 74 PUNNENOVS Ivars		
98 KALNINS Janis		
S2 27 CIBULSKIS Oskars +A		S3 29 FREIBERGS Ralfs
S6 91 KENINS Ronalds	S5 18 ABOLS Rodrigo +A	S4 9 KRASTENBERGS Renars
55 MAMCICS Roberts		72 JAKS Janis
10 DARZINS Lauris +C	73 SMIRNOVS Deniss	16 DAUGAVINS Kaspars
26 BALINSKIS Uvis Janis		77 ZILE Kristaps Roberts
69 JELISEJEVS Nikolajs	95 BATNA Oskars	87 MEIJA Gints
48 SEJEJS Nauris		24 OZOLS Patriks
14 BUKARTS Rihards	25 DZERINS Andris	17 DZIERKALS Martins

Legend:

+A Assistant Captain **+C** Captain **Sn** Starting position



Game Summary

比赛总结 / Résumé du match

SWE - LAT 3 - 2 (1 - 0, 2 - 1, 0 - 1)

Spectators	Referees	Linespersons
873	9 FRANO Martin (CZE) , 22 VIKMAN Kristian (FIN)	91 HANCOCK II William (USA) , 84 SHALAGIN Nikita (RUS)

Team Statistics

Period	Score	SVS	SOG	PIM	TPP	PPG	SHG
1	1 : 0	3 : 8	9 : 3	0 : 4	04:00 : 00:00	0 : 0	0 : 0
2	2 : 1	3 : 7	9 : 4	6 : 4	02:14 : 04:42	1 : 1	0 : 0
3	0 : 1	9 : 8	8 : 10	2 : 2	02:00 : 00:44	0 : 1	0 : 0
Total	3 : 2	15 : 23	26 : 17	8 : 10	08:14 : 05:26	1 : 2	0 : 0

1st Period

Action	Time	ET/Res	Team	Type	No.	Name	(G)	Name of Assistant(s) / Action Description
GK	00:00		LAT		74	PUNNENOVIS I	-	Goalkeeper in
GK	00:00		SWE		31	JOHANSSON L	-	Goalkeeper in
Goal	09:42	1 : 0	SWE	EQ	23	WALLMARK L	(1)	29 HOLMBERG P On Ice SWE 31 7 8 23 29 64 8 OLOFSSON F LAT 74 14 17 25 27 29
Penalty	14:02	16:02	LAT	2 min.	73	SMIRNOVS D	-	Hooking
Penalty	16:29	18:29	LAT	2 min.	16	DAUGAVINS K	-	Cross-Checking

2nd Period

Action	Time	ET/Res	Team	Type	No.	Name	(G)	Name of Assistant(s) / Action Description
Goal	20:30	2 : 0	SWE	EQ	58	LANDER A	(1)	86 BROME M On Ice SWE 31 7 48 52 58 86 48 KLINGBERG C LAT 74 9 18 27 29 91
Penalty	21:35	23:35	SWE	2 min.	23	WALLMARK L	-	High Sticking
Penalty	21:35	25:35	SWE	2 min.	23	WALLMARK L	-	High Sticking
Penalty	33:25	33:39	LAT	2 min.	29	FREIBERGS R	-	Interference
Goal	33:39	3 : 0	SWE	PP1	23	WALLMARK L	(2)	7 TOMMERNES H On Ice SWE 31 7 23 48 58 64 64 PUDAS J LAT 74 9 18 55 77 *
Penalty	35:25	36:07	SWE	2 min.	23	WALLMARK L	-	Hooking
Goal	36:07	3 : 1	LAT	PP1	9	KRASTENBERGS R	(1)	26 BALINSKIS UJ On Ice SWE 31 2 5 16 42 10 DARZINS L LAT 74 9 10 18 26 69 *
Penalty	37:28	39:28	LAT	2 min.	25	DZERINS A	-	Holding the Stick

3rd Period

Action	Time	ET/Res	Team	Type	No.	Name	(G)	Name of Assistant(s) / Action Description
Penalty	46:04	46:48	SWE	2 min.	-	Team penalty	-	Too Many Players / Served by: 23 WALLMARK L
Goal	46:48	3 : 2	LAT	PP1	69	JELISEJEVS N	(1)	10 DARZINS L On Ice SWE 31 12 32 52 95 26 BALINSKIS UJ LAT 74 9 10 18 26 69 *
Penalty	56:02	58:02	LAT	2 min.	18	ABOLS R	-	Checking to the Head and Neck Area
Time-out	58:36		LAT					
GK	58:36		LAT					74 PUNNENOVIS I - Goalkeeper out
GK	60:00		SWE					31 JOHANSSON L - Goalkeeper out

Goalkeeper Records

Team : SWE - Sweden

No.	Name	SOG	SVS	MIP
31	JOHANSSON Lars	17	15	60:00
35	HELLBERG Magnus			

Team : LAT - Latvia

No.	Name	SOG	SVS	MIP
74	PUNNENOVIS Ivars	26	23	58:36
98	KALNINS Janis			

Game Statistics

Team : SWE (Yellow)																						
Head Coach : GARPENLOV Johan																						
No.	Pos.	Name	Shots on Goal							Time on Ice												
			G	A	P	PIM	FO+	FO-	FO+/-	FO%	1	2	3	OT	TS	+/-	1	2	3	OT	TOT	SHF
5	D	FANTENBERG Oscar	0	0	0	0	0	0	0	0.00	0	1	0	1	0	5:25	7:59	7:16		20:40	33	0:37
32	D	BENGTSSON Lukas	0	0	0	0	0	0	0	0.00	0	1	1	2	0	6:36	7:24	6:56		20:56	29	0:43
48	F	KLINGBERG Carl	0	1	1	0	0	0	0	0.00	2	1	1	4	+1	5:36	5:20	5:32		16:28	28	0:35



Legend:

(G) Goals in tournament	*	Does not count for Plus/minus	+/- Plus/minus net	+A Assistant Captain
+C Captain	A	Assists	AVG Average time on ice / shift	D Defender
EQ Equal strength	ET/Res	Penalty end time/Result of game	F Forward	FO% Face-offs won as percentage
FO+ Face-offs won	FO-	Face-offs lost	FO+/- Face-offs net	G Goals
GA Goals against	GDF	Goal difference	GF Goals for	GK Goalkeeper
GP Games played	L	Losses	MIP Minutes in play (GK)	No. Jersey number
OT Overtime	OTL	Overtime losses	OTW Overtime wins	P Points
PIM Penalties in minutes	Pos.	Position	PP1 Power play - 1 player	PPG Power play goals
PTS Points	R	Rank	SHF Number of shifts	SHG Shorthanded goals
SOG Shots on goal	SVS	Saves	TOT Total	TPP Time on power play
TS Total shots	W	Wins		



National Indoor Stadium
 国家体育馆
 Palais national omnisports

THU 10 FEB 2022
 Start Time 12:10

Ice Hockey
 冰球 / Hockey sur glace

Men
 男子 / Hommes

Preliminary round - Group C, Game 3
 小组赛轮次 - C组, 比赛 3 / Tour préliminaire - Groupe C, Match 3



Shot Chart
 射门表 / Analyse des tirs

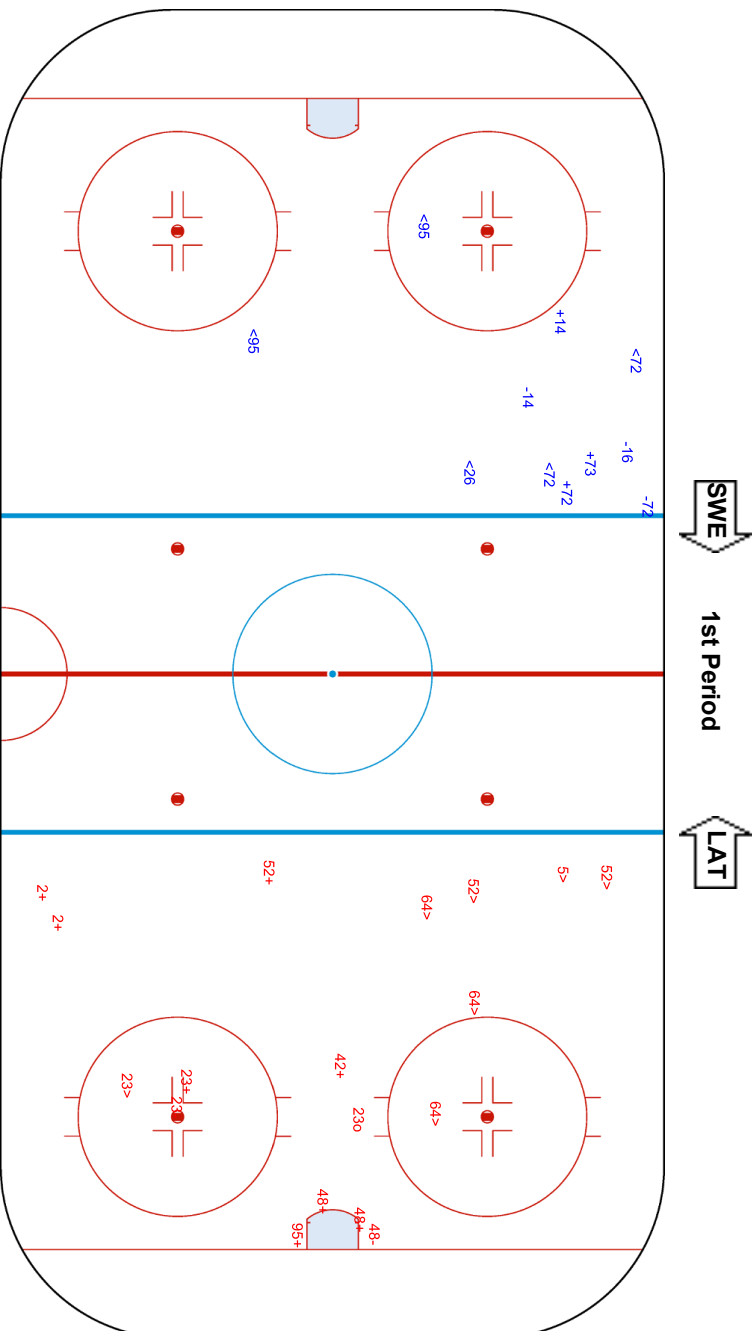
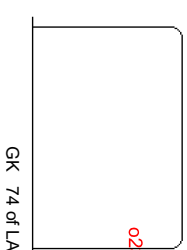
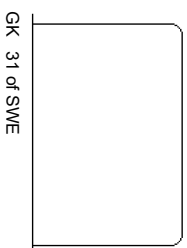
SWE - LAT

Shots by LAT
 Goals (G): 0
 SSP (-): 5

Shots by SWE
 Goals (G): 1
 SSP (-): 7

SSG (+): 3
 SPG (-): 3

SSG (+): 8
 SPG (-): 2





National Indoor Stadium
 国家体育馆
 Palais national omnisports

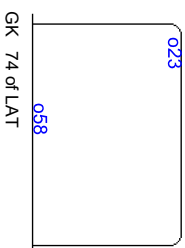
THU 10 FEB 2022
 Start Time 12:10

Ice Hockey
 冰球 / Hockey sur glace



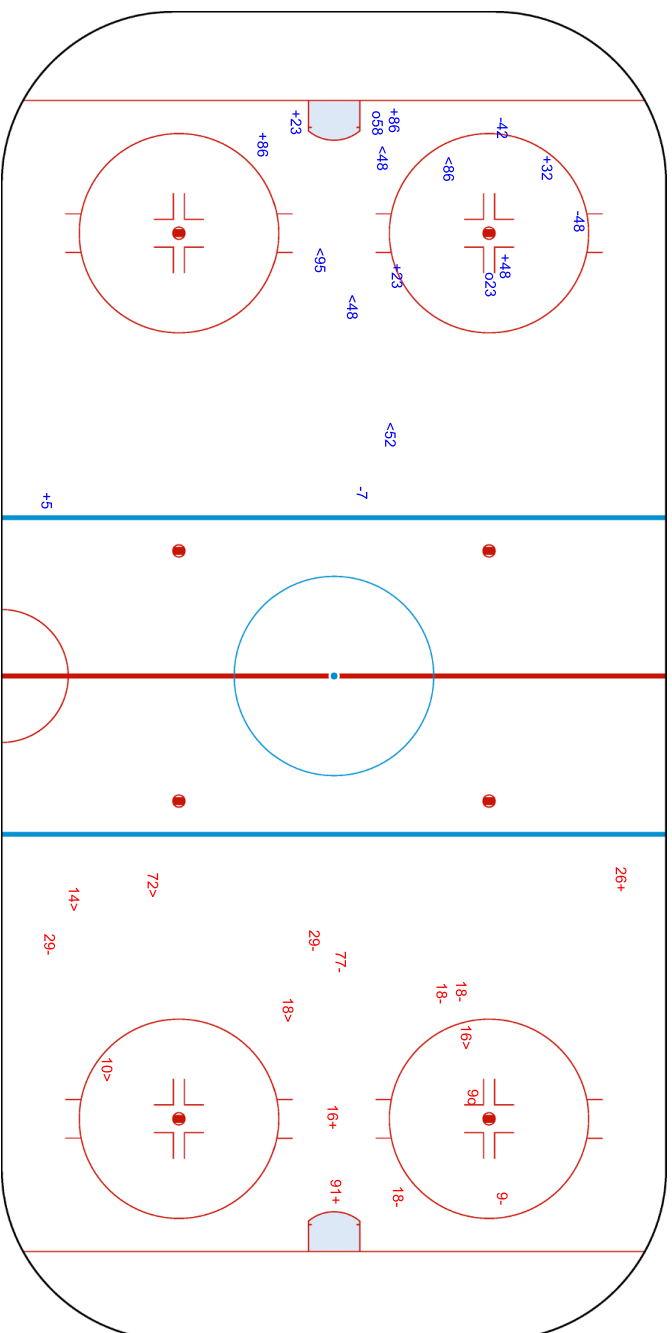
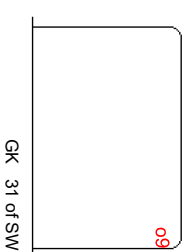
Preliminary round - Group C, Game 3
 男子 / Hommes
 小组赛轮次 - C组, 比赛 3 / Tour préliminaire - Groupe C, Match 3

Shots by SWE
 Goals (0): 2
 SSP (-): 5
 SSG (+): 7
 SPG (-): 3



LAT → **2nd Period** ← SWE

Shots by LAT
 Goals (0): 1
 SSP (-): 5
 SSG (+): 3
 SPG (-): 7





National Indoor Stadium
 国家体育馆
 Palais national omnisports

THU 10 FEB 2022
 Start Time 12:10

Ice Hockey
 冰球 / Hockey sur glace

Men

男子 / Hommes

Preliminary round - Group C, Game 3

小组赛轮次 - C组, 比赛 3 / Tour préliminaire - Groupe C, Match 3

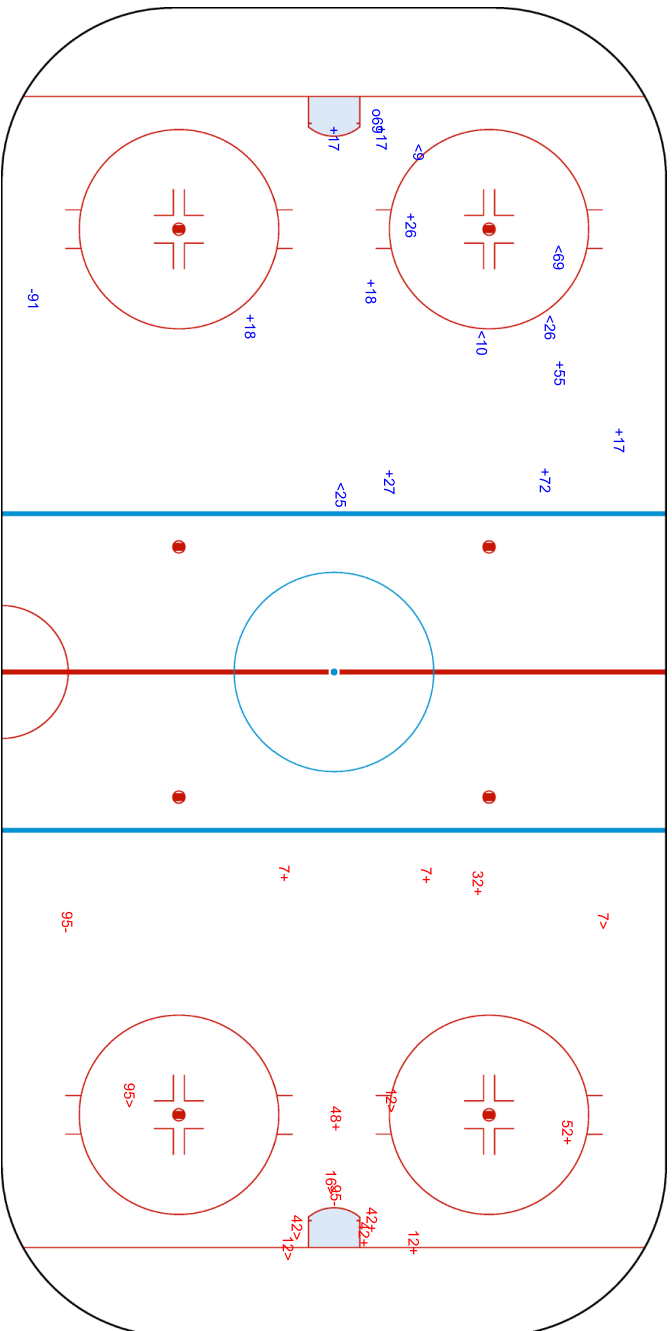


Shots by LAT
 Goals (0): 1
 SSP (-): 5

Shots by SWE
 Goals (0): 0
 SSP (-): 6

SSG (+): 9
 SPG (-): 1

SSG (+): 8
 SPG (-): 2



GK 31 of SWE

GK 74 of LAT

Legend:	Goalkeeper	SPG	Shots past goal	SSG	Shots saved by goalkeeper	SSP	Shots saved by player
GK							



IHMTEAM6-----GPC-000100--_77A v3.0

Report Created THU 10 FEB 2022 14:27



Page 3/3



Face-off Chart

争球表 / Statistiques des mises en jeu

SWE - LAT

1st PERIOD

	SWE		LAT		SWE		LAT		SWE		LAT		Total wins all zones
	Def. zone	Att. zone	Neutral zone	Neutral zone	Att. zone	Def. zone	Att. zone	Def. zone	Att. zone	Def. zone	Att. zone		
	+ 95	- 95	- 58	+ 18	+ 16	- 73			+ 16	- 73			
	+ 16	- 73	+ 58	- 18	+ 95	- 95			+ 95	- 95			
	- 16	+ 73	+ 16	- 95	+ 95	- 95			+ 23	- 25			
	+ 95	- 18	- 95	+ 18	+ 58	- 73			+ 58	- 73			
			- 58	+ 73	- 23	+ 25			- 23	+ 25			
			+ 16	- 16	+ 58	- 95			+ 58	- 95			
			+ 8	- 18	- 58	+ 95			- 58	+ 95			
			- 95	+ 95	- 58	+ 25			- 58	+ 25			
Total wins / period	3 / 75%	1 / 25%	4 / 50%	4 / 50%	6 / 67%	3 / 33%			13 / 62%	8 / 38%			

2nd PERIOD

	SWE		LAT		SWE		LAT		SWE		LAT		Total wins all zones
	Def. zone	Att. zone	Neutral zone	Neutral zone	Att. zone	Def. zone	Att. zone	Def. zone	Att. zone	Def. zone	Att. zone		
	+ 58	- 18	- 58	+ 18	- 16	+ 73			- 16	+ 73			
	+ 95	- 18	+ 16	- 73	- 23	+ 95			- 23	+ 95			
	- 12	+ 16	+ 16	- 73	+ 23	- 25			+ 23	- 25			
	+ 58	- 95	+ 95	- 18	- 58	+ 18			- 58	+ 18			
	+ 58	- 16	- 58	+ 18	- 23	+ 73			- 23	+ 73			
	- 16	+ 18	+ 95	- 95	- 23	+ 73			- 23	+ 73			
	+ 16	- 18			+ 58	- 95			+ 58	- 95			
					+ 58	- 18			+ 58	- 18			
Total wins / period	5 / 71%	2 / 29%	4 / 67%	2 / 33%	3 / 38%	5 / 62%			12 / 57%	9 / 43%			

3rd PERIOD

	SWE		LAT		SWE		LAT		SWE		LAT		Total wins all zones
	Def. zone	Att. zone	Neutral zone	Neutral zone	Att. zone	Def. zone	Att. zone	Def. zone	Att. zone	Def. zone	Att. zone		
	+ 16	- 16	- 58	+ 18	+ 58	- 73			+ 58	- 73			
	+ 16	- 18	- 95	+ 73	+ 58	- 73			+ 58	- 73			
	- 16	+ 18	+ 16	- 95	- 95	+ 25			- 95	+ 25			
	- 16	+ 18	+ 23	- 25	- 58	+ 18			- 58	+ 18			
	+ 16	- 18	+ 95	- 18	+ 58	- 73			+ 58	- 73			
	+ 16	- 18			- 58	+ 73			- 58	+ 73			
	- 58	+ 18			- 58	+ 25			- 58	+ 25			
	- 16	+ 16											
Total wins / period	4 / 50%	4 / 50%	3 / 60%	2 / 40%	3 / 43%	4 / 57%			10 / 50%	10 / 50%			

TOTAL

	SWE		LAT		SWE		LAT		SWE		LAT		Total wins all zones
	Def. zone	Att. zone	Neutral zone	Neutral zone	Att. zone	Def. zone	Att. zone	Def. zone	Att. zone	Def. zone	Att. zone		
Total wins / game	12 / 63%	7 / 37%	11 / 58%	8 / 42%	12 / 50%	12 / 50%			35 / 56%	27 / 44%			



HEAD TO HEAD

		LAT									
No.	16	18	25	73	95	Tot.	wins SWE	Dz	Nz	Az	
SWE	8	1 - 0				1	1 100%		1 100%		
	12	0 - 1				1	0 0%	0 0%			
	16	2 - 1	4 - 3		4 - 2	2 - 0	18	12 67%	6 55%	5 100%	1 50%
	23			3 - 1	0 - 2	0 - 1	7	3 43%		1 100%	2 33%
	58	1 - 0	3 - 7	0 - 2	4 - 2	3 - 1	23	11 48%	3 75%	1 17%	7 54%
	95		4 - 1	0 - 1	0 - 1	4 - 1	12	8 67%	3 100%	3 50%	2 67%
Tot.	5	23	7	15	12	62	35 56%	12 63%	11 58%	12 50%	
wins LAT	2 40%	11 48%	4 57%	7 47%	3 25%	27 44%					
Dz		2 67%	4 67%	4 44%	2 33%	12 50%					
Nz	0 0%	5 56%	0 0%	2 50%	1 25%	8 42%					
Az	2 50%	4 36%		1 50%	0 0%	7 37%					

Legend:

Az Attacking zone **Dz** Defending zone **No.** Jersey number **Nz** Neutral zone **Tot.** Total face-offs played



Line-Ups

阵容 / Composition des équipes

FIN - SVK

Referees

10 RENEAU Stephen (USA) , 31 ROMASKO Yevgeni (RUS)

Linespersons

79 OBWEGESER David (SUI) , 74 OLIVER Brian (USA)

Goalkeepers

Team: FIN

No.	Name
29	SATERI Harri
35	TUOHIMAA Frans

Team: SVK

No.	Name
24	RYBAR Patrik
42	KONRAD Branislav

Team Line-ups

Team: FIN (Blue)

No.	Pos.	Name
4	D	LEHTONEN Mikko
38	D	HIETANEN Juuso
60	F	GRANLUND Markus
65	F	MANNINEN Sakari
70	F	HARTIKAINEN Teemu
40	D	LINDBOHM Petteri
42	D	VATANEN Sami
51	F	FILPPULA Valtteri +C
81	F	PAKARINEN Iiro
82	F	PESONEN Harri
3	D	FRIMAN Niklas
13	D	KEMILAINEN Valtteri
15	F	AALTONEN Miro
20	F	OJAMAKI Niko
28	F	NATTINEN Joonas
2	D	POKKA Ville
55	D	OHTAMAA Atte +A
24	F	BJORNINEN Hannes
71	F	KOMAROV Leo +A
80	F	MAENALANEN Saku

Head Coach: JALONEN Jukka

NOT DRESSED:

12 F ANTTILA Marko
25 F RAJALA Toni
45 GK OLKINUORA Jussi

Team: SVK (White)

No.	Pos.	Name
14	D	CERESNAK Peter +A
65	D	CAJKOVSKY Michal
13	F	JURCO Tomas
27	F	HRIVIK Marek +C
34	F	CEHLARIK Peter +A
5	D	NEMEC Simon
52	D	MARINCIN Martin
12	F	KELEMEN Milos
79	F	HUDACEK Libor
88	F	POSPISIL Kristian
22	D	KNAZKO Samuel
28	D	GERNAT Martin
19	F	KRISTOF Michal
56	F	DANO Marko
89	F	HOLESINSKY Adrian
44	D	ROSANDIC Mislav
20	F	SLAFKOVSKY Juraj
25	F	ZUZIN Peter
40	F	ROMAN Milos
87	F	REGENDA Pavol

Head Coach: RAMSAY Craig

NOT DRESSED:

30 GK TOMEK Matej
49 F TAKAC Samuel
71 D DALOGA Marek

Legend:

+A	Assistant Captain	+C	Captain	D	Defender	F	Forward
No.	Jersey number	Pos.	Position				



Graphical Line-ups

阵容图 / Alignments

FIN - SVK

Referees

10 RENEAU Stephen (USA) , 31 ROMASKO Yevgeni (RUS)

Linespersons

79 OBWEGESER David (SUI) , 74 OLIVER Brian (USA)

Team: FIN - Finland (Blue)

Head Coach: JALONEN Jukka

S1 29 SATERI Harri		
35 TUOHIMAA Frans		
S2 4 LEHTONEN Mikko	S3 38 HIETANEN Juuso	
S4 60 GRANLUND Markus	S5 65 MANNINEN Sakari	S6 70 HARTIKAINEN Teemu
40 LINDBOHM Petteri		42 VATANEN Sami
82 PESONEN Harri	51 FILPPULA Valteri +C	81 PAKARINEN Iiro
3 FRIMAN Niklas		13 KEMILAINEN Valteri
15 AALTONEN Miro	28 NATTINEN Joonas	20 OJAMAKI Niko
55 OHTAMAA Atte +A		2 POKKA Ville
80 MAENALANEN Saku	24 BJORNINEN Hannes	71 KOMAROV Leo +A

Team: SVK - Slovakia (White)

Head Coach: RAMSAY Craig

S1 42 KONRAD Branislav		
24 RYBAR Patrik		
S3 65 CAJKOVSKY Michal	S2 14 CERESNAK Peter +A	
S6 34 CEHLARIK Peter +A	S5 27 HRIVIK Marek +C	S4 13 JURCO Tomas
52 MARINCIN Martin		5 NEMEC Simon
12 KELEMEN Milos	79 HUDACEK Libor	88 POSPISIL Kristian
22 KNAZKO Samuel		28 GERNAT Martin
56 DANO Marko	19 KRISTOF Michal	89 HOLESINSKY Adrian
44 ROSANDIC Mislav		25 ZUZIN Peter
20 SLAFKOVSKY Juraj	40 ROMAN Milos	87 REGENDA Pavol

Legend:

+A Assistant Captain +C Captain Sn Starting position



Game Summary

比赛总结 / Résumé du match

FIN - SVK 6 - 2 (3 - 1, 1 - 1, 2 - 0)

Spectators	Referees	Linespersons
929	10 RENEAU Stephen (USA) , 31 ROMASKO Yevgeni (RUS)	79 OBWEGESER David (SUI) , 74 OLIVER Brian (USA)

Team Statistics

Period	Score	SVS	SOG	PIM	TPP	PPG	SHG
1	3 : 1	8 : 3	6 : 9	4 : 2	01:30 : 02:07	1 : 0	0 : 0
2	1 : 1	14 : 12	13 : 15	2 : 2	02:00 : 02:00	0 : 0	0 : 0
3	2 : 0	9 : 9	11 : 9	4 : 2	01:21 : 04:00	1 : 0	0 : 0
Total	6 : 2	31 : 24	30 : 33	10 : 6	04:51 : 08:07	2 : 0	0 : 0

1st Period

Action	Time	ET/Res	Team	Type	No.	Name	(G)	Name of Assistant(s) / Action Description
GK	00:00		SVK		42	KONRAD B		- Goalkeeper in
GK	00:00		FIN		29	SATERI H		- Goalkeeper in
Goal	05:33	0 : 1	SVK	EQ	20	SLAFKOVSKY J	(1)	40 ROMAN M On Ice FIN 29 3 13 20 24 80 SVK 42 20 40 44 52 87
Goal	10:17	1 : 1	FIN	EQ	65	MANNINEN S	(1)	70 HARTIKAINEN T On Ice FIN 29 2 4 60 65 70 2 POKKA V SVK 42 19 22 28 56 89
Penalty	12:52	14:22	SVK	2 min.	56	DANO M		- Boarding
Goal	14:22	2 : 1	FIN	PP1	82	PESONEN H	(1)	15 AALTONEN M On Ice FIN 29 15 20 42 51 82 51 FILPPULA V SVK 42 12 14 25 65 *
Penalty	15:55	17:55	FIN	2 min.	81	PAKARINEN I		- Slashing
Penalty	16:02	18:02	FIN	2 min.	40	LINDBOHM P		- Delaying the Game
Goal	18:20	3 : 1	FIN	EQ	15	AALTONEN M	(1)	28 NATTINEN J On Ice FIN 29 3 13 15 20 28 SVK 42 5 19 40 52 88

2nd Period

Action	Time	ET/Res	Team	Type	No.	Name	(G)	Name of Assistant(s) / Action Description
Penalty	23:28	25:28	FIN	2 min.	71	KOMAROV L		- Interference on a Goalkeeper
Goal	29:28	4 : 1	FIN	EQ	65	MANNINEN S	(2)	60 GRANLUND M On Ice FIN 29 4 38 60 65 70 4 LEHTONEN M SVK 42 5 13 27 34 52
Goal	31:49	4 : 2	SVK	EQ	20	SLAFKOVSKY J	(2)	14 CERESNAK P On Ice FIN 29 2 24 55 71 80 87 REGENDA P SVK 42 14 20 40 65 87
Penalty	32:16	34:16	SVK	2 min.	13	JURCO T		- Tripping

3rd Period

Action	Time	ET/Res	Team	Type	No.	Name	(G)	Name of Assistant(s) / Action Description
Goal	40:16	5 : 2	FIN	EQ	65	MANNINEN S	(3)	70 HARTIKAINEN T On Ice FIN 29 4 38 60 65 70 SVK 42 13 14 27 34 65
Penalty	45:08	47:08	FIN	2 min.	13	KEMILAINEN V		- Tripping
Penalty	49:47	51:47	FIN	2 min.	55	OHTAMAA A		- Cross-Checking
Penalty	53:36	54:57	SVK	2 min.	56	DANO M		- Slashing
Goal	54:57	6 : 2	FIN	PP1	15	AALTONEN M	(2)	20 OJAMAKI N On Ice FIN 29 15 20 42 51 82 42 VATANEN S SVK 42 40 44 52 87 *
GK	60:00		FIN					29 SATERI H - Goalkeeper out
GK	60:00		SVK					42 KONRAD B - Goalkeeper out

Goalkeeper Records

Team : FIN - Finland

Team : SVK - Slovakia

No.	Name	SOG	SVS	MIP	No.	Name	SOG	SVS	MIP
29	SATERI Harri	33	31	60:00	42	KONRAD Branislav	30	24	60:00
35	TUOHIMAA Frans				24	RYBAR Patrik			

Game Statistics

Team : FIN (Blue)



National Indoor Stadium

国家体育馆
Palais national omnisports

THU 10 FEB 2022

Start Time 16:40
End Time 18:47

Ice Hockey

冰球 / Hockey sur glace

Men

男子 / Hommes

Preliminary round - Group C, Game 4

小组赛轮次 - C组, 比赛 4 / Tour préliminaire - Groupe C, Match 4



Legend:

(G) Goals in tournament	*	Does not count for Plus/minus	+/- Plus/minus net	+A Assistant Captain
+C Captain	A	Assists	AVG Average time on ice / shift	D Defender
EQ Equal strength	ET/Res	Penalty end time/Result of game	F Forward	FO% Face-offs won as percentage
FO+ Face-offs won	FO-	Face-offs lost	FO+/- Face-offs net	G Goals
GA Goals against	GDF	Goal difference	GF Goals for	GK Goalkeeper
GP Games played	L	Losses	MIP Minutes in play (GK)	No. Jersey number
OT Overtime	OTL	Overtime losses	OTW Overtime wins	P Points
PIM Penalties in minutes	Pos.	Position	PP1 Power play - 1 player	PPG Power play goals
PTS Points	R	Rank	SHF Number of shifts	SHG Shorthanded goals
SOG Shots on goal	SVS	Saves	TOT Total	TPP Time on power play
TS Total shots	W	Wins		



National Indoor Stadium
 国家体育馆
 Palais national omnisports

THU 10 FEB 2022
 Start Time 16:40

Ice Hockey
 冰球 / Hockey sur glace

Men
 男子 / Hommes
Preliminary round - Group C, Game 4
 小组赛轮次 - C组 比赛 4 / Tour préliminaire - Groupe C, Match 4

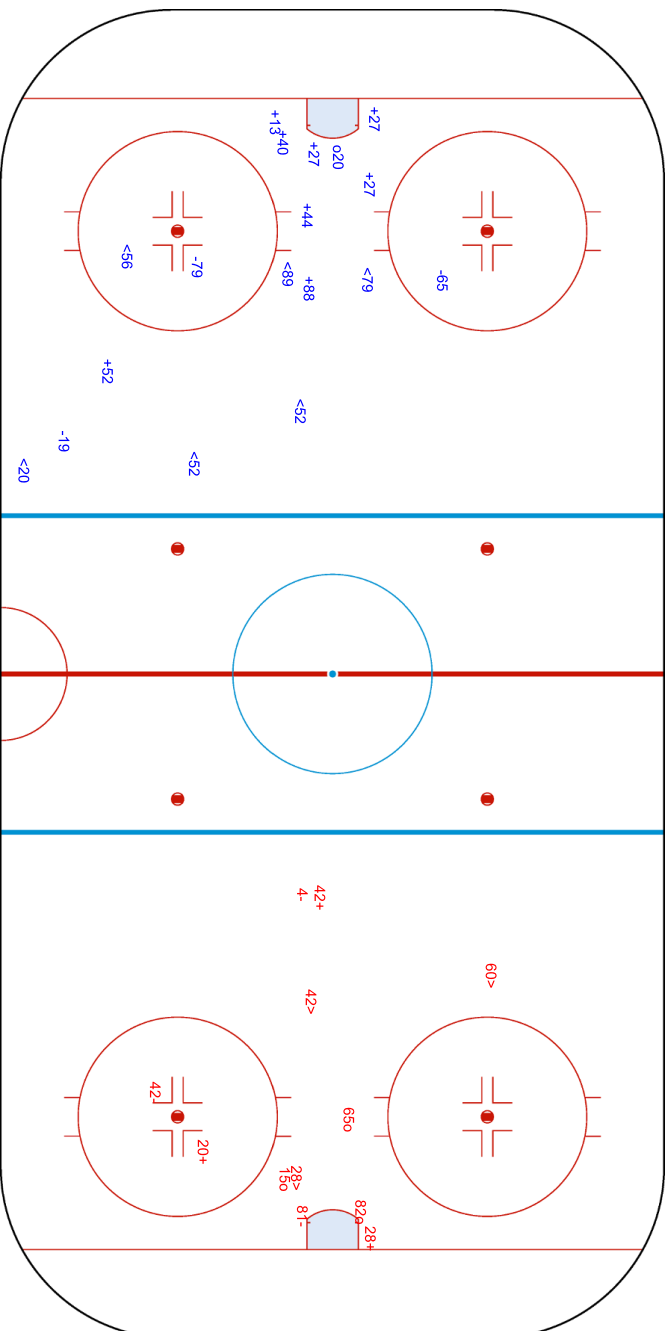


Shot Chart
 射门表 / Analyse des tirs

FIN - SVK



1st Period



Shots by SVK
 Goals (G): 1
 SSP (-): 6

Shots by FIN
 Goals (G): 3
 SSP (-): 3

SSG (+): 8
 SPG (-): 3
 020
 GK 29 of FIN

SSG (+): 3
 SPG (-): 3
 065
 082
 018
 GK 42 of SVK





National Indoor Stadium
 国家体育馆
 Palais national omnisports

THU 10 FEB 2022
 Start Time 16:40

Ice Hockey
 冰球 / Hockey sur glace



Preliminary round - Group C, Game 4
 男子 / Hommes
 小组赛轮次 - C组 比赛 4 / Tour préliminaire - Groupe C, Match 4

Shots by FIN
 Goals (0): 1
 SSP (-): 4
 SSG (+): 12
 SPG (-): 1

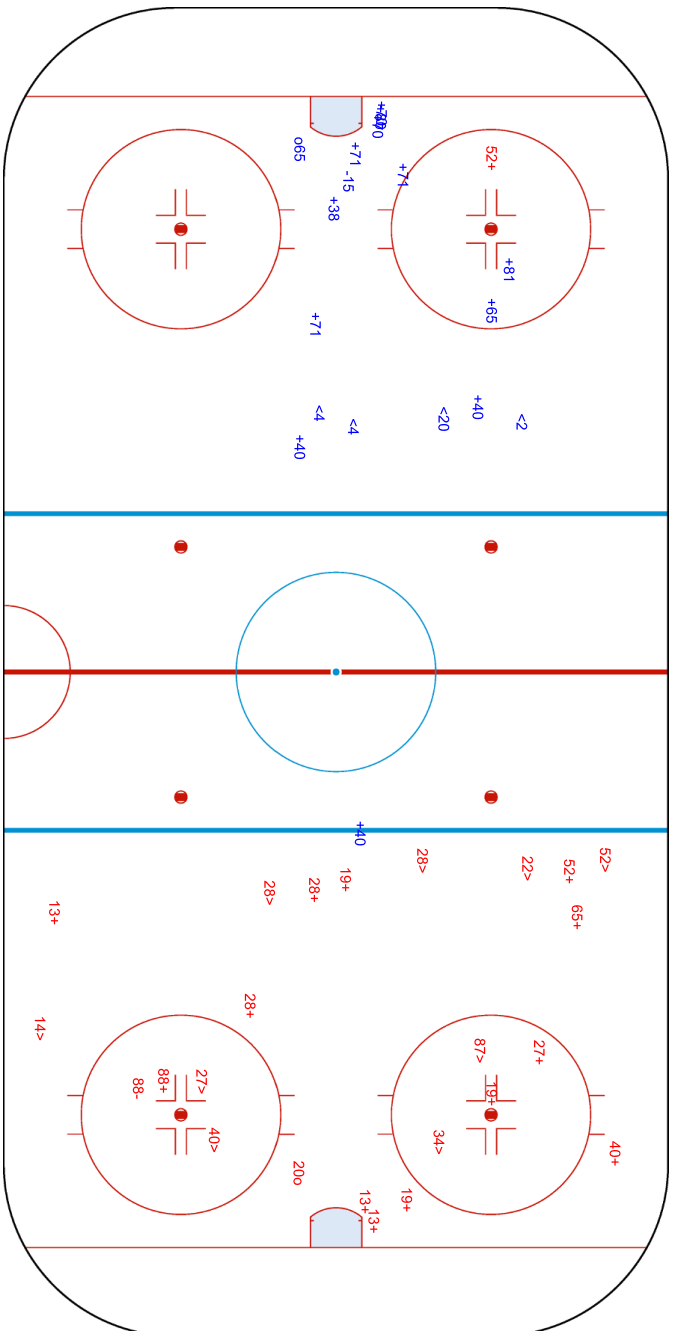
SVK → **2nd Period**

FIN ←

Shots by SVK
 Goals (0): 1
 SSP (-): 9
 SSG (+): 14
 SPG (-): 1

GK 42 of SVK
 065

GK 29 of FIN
 020





National Indoor Stadium
 国家体育馆
 Palais national omnisports

THU 10 FEB 2022
 Start Time 16:40

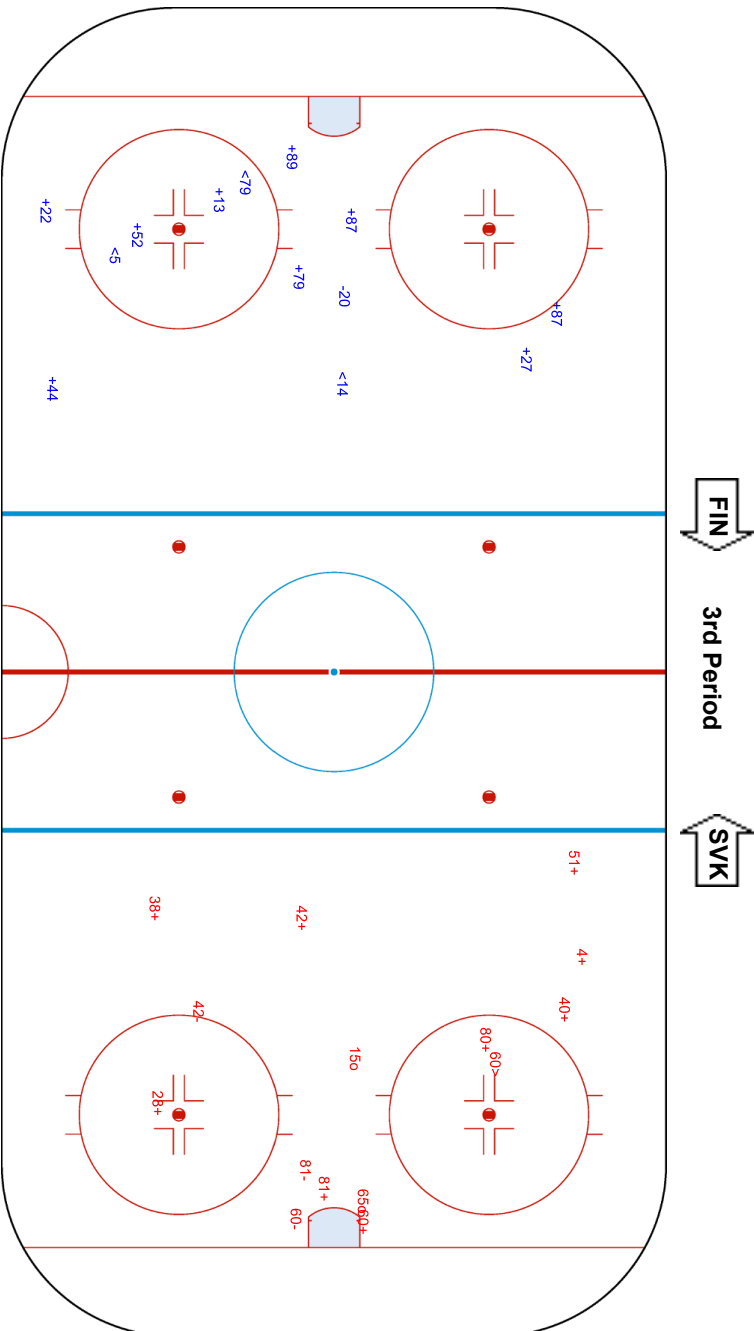
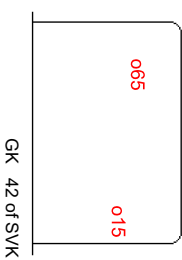

Ice Hockey
 冰球 / Hockey sur glace



Preliminary round - Group C, Game 4
 男子 / Hommes
 小组赛轮次 - C组 比赛 4 / Tour préliminaire - Groupe C, Match 4

Shots by SVK
 Goals (0): 0
 SSP (-): 3
 SPG (-): 1

Shots by FIN
 Goals (0): 2
 SSP (-): 1
 SPG (-): 3



Legend:	GK	Goalkeeper	SPG	Shots past goal	SSG	Shots saved by goalkeeper	SSP	Shots saved by player
---------	----	------------	-----	-----------------	-----	---------------------------	-----	-----------------------





Face-off Chart

争球表 / Statistiques des mises en jeu

FIN - SVK

1st PERIOD

	FIN		SVK		FIN		SVK		FIN		SVK	
	Def. zone	Att. zone	Def. zone	Att. zone	Neutral zone	Def. zone	Att. zone	Def. zone	Att. zone	Def. zone	Att. zone	
	+ 51	- 19			- 65	+ 27			+ 28	- 19		
	+ 28	- 19			+ 24	- 27			+ 51	- 40		
	+ 28	- 79			- 65	+ 40			+ 65	- 27		
	- 24	+ 19			+ 24	- 19			- 24	+ 40		
	+ 28	- 27			+ 28	- 40						
	+ 24	- 27										
	+ 81	- 27										
Total wins / period	6 / 86%	1 / 14%			3 / 60%	2 / 40%			3 / 75%	1 / 25%		
Total wins all zones												
										FIN	SVK	
										12 / 75%	4 / 25%	

2nd PERIOD

	FIN		SVK		FIN		SVK		FIN		SVK	
	Def. zone	Att. zone	Def. zone	Att. zone	Neutral zone	Def. zone	Att. zone	Def. zone	Att. zone	Def. zone	Att. zone	
	+ 28	- 27			- 65	+ 27			+ 65	- 27		
	+ 28	- 40			+ 24	- 27			+ 65	- 27		
	- 28	+ 19			+ 51	- 79			+ 51	- 79		
	- 24	+ 40			- 15	+ 19			- 28	+ 79		
	+ 51	- 19			- 65	+ 27			+ 51	- 19		
	+ 51	- 40							- 65	+ 27		
	- 51	+ 40							+ 81	- 27		
	- 28	+ 40							- 28	+ 79		
									+ 24	- 19		
									- 65	+ 27		
									+ 81	- 27		
Total wins / period	4 / 50%	4 / 50%			2 / 40%	3 / 60%			7 / 64%	4 / 36%		
Total wins all zones												
										FIN	SVK	
										13 / 54%	11 / 46%	

3rd PERIOD

	FIN		SVK		FIN		SVK		FIN		SVK	
	Def. zone	Att. zone	Def. zone	Att. zone	Neutral zone	Def. zone	Att. zone	Def. zone	Att. zone	Def. zone	Att. zone	
	- 28	+ 79			+ 65	- 27			- 60	+ 27		
	+ 24	- 19			+ 51	- 40			+ 51	- 27		
	- 24	+ 19			+ 24	- 79						
	- 28	+ 19										
	+ 28	- 79										
Total wins / period	2 / 40%	3 / 60%			3 / 100%	0 / 0%			1 / 50%	1 / 50%		
Total wins all zones												
										FIN	SVK	
										6 / 60%	4 / 40%	

TOTAL

	FIN		SVK		FIN		SVK		FIN		SVK	
	Def. zone	Att. zone	Def. zone	Att. zone	Neutral zone	Def. zone	Att. zone	Def. zone	Att. zone	Def. zone	Att. zone	
Total wins / game	12 / 60%	8 / 40%			8 / 62%	5 / 38%			11 / 65%	6 / 35%		
Total wins all zones												
										FIN	SVK	
										31 / 62%	19 / 38%	



HEAD TO HEAD

		SVK				Tot.	wins FIN	Dz	Nz	Az
No.	19	27	40	79						
FIN	15	0 - 1				1	0 0%		0 0%	
	24	3 - 2	3 - 0	0 - 2	1 - 0	11	7 64%	2 40%	4 100%	1 50%
	28	2 - 2	2 - 0	2 - 1	2 - 3	14	8 57%	6 60%	1 100%	1 33%
	51	3 - 0	1 - 0	3 - 1	2 - 0	10	9 90%	3 75%	2 100%	4 100%
	60		0 - 1			1	0 0%			0 0%
	65		4 - 5	0 - 1		10	4 40%		1 20%	3 60%
	81		3 - 0			3	3 100%	1 100%		2 100%
Tot.	13	19	10	8	50	31 62%	12 60%	8 62%	11 65%	
wins SVK	5 38%	6 32%	5 50%	3 38%	19 38%					
Dz	0 0%	3 33%	1 50%	2 67%	6 35%					
Nz	1 50%	3 50%	1 33%	0 0%	5 38%					
Az	4 50%	0 0%	3 60%	1 33%	8 40%					

Legend:

Az Attacking zone **Dz** Defending zone **No.** Jersey number **Nz** Neutral zone **Tot.** Total face-offs played



Line-Ups

阵容 / Composition des équipes

USA - CHN

Referees

6 KAUKOKARI Mikko (FIN) , 86 TSCHERRIG Michael (SUI)

Linespersons

66 NIKULAINEN Lauri (FIN) , 55 SHISHLO Dmitri (RUS)

Goalkeepers

Team: USA

No. Name

29 COMMESSO Drew
35 NAGLE Pat

Team: CHN

No. Name

1 OUBAN Yongli
45 JIERUIMI Shimisi

Team Line-ups

Team: USA (Blue)

No. Pos. Name

20 D KAMPFER Steven +A
42 D NESS Aaron
11 F AGOSTINO Kenny
21 F O'NEILL Brian
51 F MIELE Andy +C

5 D WARSOFSKY David
14 D FABER Brock
10 F BENIERS Matty
16 F ABRUZZESE Nick
67 F KNIES Matt

6 D PERBIX Nick
23 D COOPER Brian
26 F FARRELL Sean
27 F CATES Noah +A
39 F MEYERS Ben

4 D HELLESON Drew
13 F SMITH Nathan
19 F BRISSON Brendan
25 F McLAUGHLIN Marc
89 F ABDELKADER Justin

Team: CHN (White)

No. Pos. Name

7 D JIEKE Kailiaosi
77 D ZHENG Enlai +A
15 F FU Jiang +A
20 F LUO Jia
22 F FU Shuai

2 D LIU Jie
93 D YUAN Junjie
47 F JIAN An
61 F WEI Ruike
88 F YAN Juncheng

5 D RUIAN Sipulaoer
60 D DANNISI Aoxibofu
18 F YE Jinguang +C
56 F ZHANG Zesen
91 F WANG Taile

6 D CHEN Zimeng
81 D YAN Ruinan
10 F XIANG Xudong
19 F ZHONG Wei
98 F YING Rudi

Head Coach: QUINN David

Head Coach: ZANATTA Ivano

NOT DRESSED:

12 F HENTGES Sam
31 GK MANN Strauss
37 F SHORE Nick

NOT DRESSED:

11 D ZHANG Pengfei
17 F GUO Jianing
33 GK HAN Pengfei

Legend:

+A	Assistant Captain	+C	Captain	D	Defender	F	Forward
No.	Jersey number	Pos.	Position				



Graphical Line-ups
阵容图 / Alignments

USA - CHN

Referees

6 KAUKOKARI Mikko (FIN) , 86 TSCHERRIG Michael (SUI)

Linespersons

66 NIKULAINEN Lauri (FIN) , 55 SHISHLO Dmitri (RUS)

Team: USA - United States (Blue)

Head Coach: QUINN David

S1 29 COMMESSO Drew		
35 NAGLE Pat		
S3 42 NESS Aaron	S2 20 KAMPFER Steven +A	
S4 11 AGOSTINO Kenny	S6 51 MIELE Andy +C	S5 21 O'NEILL Brian
5 WARSOFSKY David		14 FABER Brock
67 KNIES Matt	10 BENIERS Matty	16 ABRUZZESE Nick
23 COOPER Brian		6 PERBIX Nick
27 CATES Noah +A	39 MEYERS Ben	26 FARRELL Sean
4 HELLESON Drew		19 BRISSON Brendan
89 ABDELKADER Justin	13 SMITH Nathan	25 McLAUGHLIN Marc

Team: CHN - China (White)

Head Coach: ZANATTA Ivano

S1 45 JIERUIMI Shimisi		
1 OUBAN Yongli		
7 JIEKE Kailiaosi		77 ZHENG Enlai +A
S6 22 FU Shuai	S5 20 LUO Jia	S4 15 FU Jiang +A
93 YUAN Junjie		2 LIU Jie
61 WEI Ruike	47 JIAN An	88 YAN Juncheng
S3 60 DANNISI Aoxibofu	S2 5 RUIAN Sipulae	
18 YE Jinguang +C	91 WANG Taile	56 ZHANG Zesen
6 CHEN Zimeng		10 XIANG Xudong
81 YAN Ruinan	98 YING Rudi	19 ZHONG Wei

Legend:

+A Assistant Captain **+C** Captain **Sn** Starting position



Game Summary

比赛总结 / Résumé du match

USA - CHN 8 - 0 (1 - 0, 3 - 0, 4 - 0)

Spectators	Referees	Linespersons
947	6 KAUKOKARI Mikko (FIN), 86 TSCHERRIG Michael (SUI)	66 NIKULAINEN Lauri (FIN), 55 SHISHLO Dmitri (RUS)

Team Statistics

Period	Score	SVS	SOG	PIM	TPP	PPG	SHG
1	1 : 0	11 : 15	16 : 11	2 : 4	03:12 : 02:00	1 : 0	0 : 0
2	3 : 0	6 : 13	16 : 6	4 : 4	02:00 : 02:04	0 : 0	0 : 0
3	4 : 0	12 : 19	23 : 12	4 : 2	01:23 : 03:10	1 : 0	0 : 0
Total	8 : 0	29 : 47	55 : 29	10 : 10	06:35 : 07:14	2 : 0	0 : 0

1st Period

Action	Time	ET/Res	Team	Type	No.	Name	(G)	Name of Assistant(s) / Action Description
GK	00:00		USA		29	COMMESSO D		- Goalkeeper in
GK	00:00		CHN		45	JIERUIMI S		- Goalkeeper in
Penalty	01:06	03:06	CHN	2 min.	61	WEI R		- Delaying the Game
Penalty	09:26	10:38	CHN	2 min.	15	FU J		- Interference on a Goalkeeper
Goal	10:38	1 : 0	USA	PP1	19	BRISSON B	(1)	67 KNIES M On Ice USA 29 10 13 19 20 67 CHN 45 2 20 91 93 *
Penalty	12:28	14:28	USA	2 min.	11	AGOSTINO K		- Tripping

2nd Period

Action	Time	ET/Res	Team	Type	No.	Name	(G)	Name of Assistant(s) / Action Description
Goal	25:32	2 : 0	USA	EQ	27	CATES N	(1)	26 FARRELL S On Ice USA 29 6 23 26 27 39 39 MEYERS B CHN 45 7 47 61 77 88
Penalty	30:41	32:41	USA	2 min.	10	BENIERS M		- Slashing
Penalty	30:45	32:45	CHN	2 min.	22	FU S		- High Sticking
Goal	31:13	3 : 0	USA	EQ	21	O'NEILL B	(1)	51 MIELE A On Ice USA 29 14 21 42 51 14 FABER B CHN 45 5 18 60 91
Penalty	31:23	33:23	CHN	2 min.	45	JIERUIMI S		- Interference / Served by: 61 WEI R
Penalty	33:44	35:44	USA	2 min.	-	Team penalty		- Too Many Players / Served by: 19 BRISSON B
Goal	38:07	4 : 0	USA	EQ	26	FARRELL S	(1)	16 ABRUZZESE N On Ice USA 29 4 13 16 23 26 CHN 45 7 15 47 60 88

3rd Period

Action	Time	ET/Res	Team	Type	No.	Name	(G)	Name of Assistant(s) / Action Description
Goal	41:06	5 : 0	USA	EQ	26	FARRELL S	(2)	20 KAMPFER S On Ice USA 29 20 26 27 39 42 39 MEYERS B CHN 45 18 56 60 91 93
Goal	50:19	6 : 0	USA	EQ	39	MEYERS B	(1)	26 FARRELL S On Ice USA 29 20 23 26 27 39 CHN 45 2 18 61 91 93
Goal	52:00	7 : 0	USA	EQ	10	BENIERS M	(1)	16 ABRUZZESE N On Ice USA 29 10 16 20 23 67 23 COOPER B CHN 45 2 18 47 88 93
Penalty	53:29	55:29	USA	2 min.	89	ABDELKADER J		- Slashing
Penalty	55:04	57:04	USA	2 min.	42	NESS A		- Delaying the Game
Penalty	56:39	58:27	CHN	2 min.	47	JIAN A		- Tripping
Goal	58:27	8 : 0	USA	PP1	26	FARRELL S	(3)	89 ABDELKADER J On Ice USA 29 4 14 26 39 89 4 HELLESON D CHN 45 18 20 60 77 *
GK	60:00		USA					29 COMMESSO D - Goalkeeper out
GK	60:00		CHN					45 JIERUIMI S - Goalkeeper out

Goalkeeper Records

Team : USA - United States

No.	Name	SOG	SVS	MIP
29	COMMESSO Drew	29	29	60:00
35	NAGLE Pat			

Team : CHN - China

No.	Name	SOG	SVS	MIP
45	JIERUIMI Shimisi	55	47	60:00
1	OUBAN Yongli			

Game Statistics



Team : USA (Blue)																							
Head Coach : QUINN David										Shots on Goal				Time on Ice									
No.	Pos.	Name	G	A	P	PIM	FO+	FO-	FO+/-	FO%	1	2	3	OT	TS	+/-	1	2	3	OT	TOT	SHF	AVG
11	F	AGOSTINO Kenny	0	0	0	2	1	0	1	100.00	1	0	0	1	0	0	5:33	5:44	3:23	14:40	25	0:35	
20	D	KAMPFER Steven +A	0	1	1	0	0	0	0	0.00	0	2	1	3	+3	6:49	5:27	4:56	17:12	30	0:34		
21	F	O'NEILL Brian	1	0	1	0	1	4	-3	20.00	0	1	0	1	+1	4:56	5:39	3:58	14:33	26	0:33		
42	D	NESS Aaron	0	0	0	2	0	0	0	0.00	0	1	1	2	+2	5:36	7:52	4:09	17:37	31	0:34		
51	F	MIELE Andy +C	0	1	1	0	7	6	1	53.85	1	2	1	4	+1	5:18	6:45	3:50	15:53	23	0:41		
5	D	WARSOFSKY David	0	0	0	0	0	0	0	0.00	1	1	0	2	0	5:29	6:01	4:25	15:55	25	0:38		
10	F	BENIERS Matty	1	0	1	2	8	9	-1	47.06	2	1	2	5	+1	6:18	5:16	6:37	18:11	26	0:41		
14	D	FABER Brock	0	1	1	0	0	0	0	0.00	1	1	1	3	+1	7:57	7:21	8:07	23:25	33	0:42		
16	F	ABRUZZESE Nick	0	2	2	0	0	0	0	0.00	2	0	0	2	+2	5:59	5:20	4:42	16:06	22	0:43		
67	F	KNIES Matt	0	1	1	0	0	0	0	0.00	1	1	4	6	+1	5:06	6:45	4:39	16:30	23	0:43		
6	D	PERBIX Nick	0	0	0	0	0	0	0	0.00	1	1	1	3	+1	3:25	3:03	5:52	12:20	22	0:33		
23	D	COOPER Brian	0	1	1	0	0	0	0	0.00	1	0	2	3	+4	4:22	5:34	6:44	16:40	32	0:31		
26	F	FARRELL Sean	3	2	5	0	0	0	0	0.00	0	1	2	3	+4	4:41	2:22	4:37	11:40	22	0:31		
27	F	CATES Noah +A	1	0	1	0	0	1	-1	0.00	0	1	1	2	+3	4:12	2:56	4:05	11:13	23	0:29		
39	F	MEYERS Ben	1	2	3	0	10	6	4	62.50	0	0	3	3	+3	6:07	4:19	5:06	15:32	27	0:34		
4	D	HELLESON Drew	0	1	1	0	0	0	0	0.00	0	1	0	1	+1	3:25	2:38	4:48	10:51	19	0:34		
13	F	SMITH Nathan	0	0	0	0	5	4	1	55.56	1	1	0	2	+1	2:32	3:29	4:23	10:24	17	0:36		
19	F	BRISSON Brendan	1	0	1	0	0	0	0	0.00	2	1	2	5	0	2:18	4:40	3:48	10:46	15	0:43		
25	F	McLAUGHLIN Marc	0	0	0	0	0	0	0	0.00	1	0	0	1	0	3:31	2:56	2:11	8:38	14	0:37		
89	F	ABDELKADER Justin	0	1	1	2	1	3	-2	25.00	1	0	2	3	0	3:54	1:31	4:58	10:23	17	0:36		
29	GK	COMMESSEO Drew	0	0	0	0	0	0	0	0.00	0	0	0	0	0								
35	GK	NAGLE Pat	0	0	0	0	0	0	0	0.00	0	0	0	0	0								
Total			8	13	21	8	33	33	0	50.00	16	16	23	55									

Team : CHN (White)																							
Head Coach : ZANATTA Ivano										Shots on Goal				Time on Ice									
No.	Pos.	Name	G	A	P	PIM	FO+	FO-	FO+/-	FO%	1	2	3	OT	TS	+/-	1	2	3	OT	TOT	SHF	AVG
7	D	JIEKE Kailiaosi	0	0	0	0	0	0	0	0.00	0	1	0	1	-2	8:37	7:23	5:17	21:17	29	0:44		
15	F	FU Jiang +A	0	0	0	2	1	1	0	50.00	1	1	3	5	-1	7:01	6:32	9:02	22:35	27	0:50		
20	F	LUO Jia	0	0	0	0	7	12	-5	36.84	0	1	2	3	0	7:03	5:21	7:49	20:13	29	0:41		
22	F	FU Shuai	0	0	0	2	0	0	0	0.00	1	0	1	2	0	6:53	6:18	7:46	20:57	26	0:48		
77	D	ZHENG Enlai +A	0	0	0	0	0	0	0	0.00	0	0	0	0	-1	3:36	6:15	6:16	16:07	21	0:46		
2	D	LIU Jie	0	0	0	0	0	0	0	0.00	0	0	0	0	-2	6:17	8:33	5:33	20:23	28	0:43		
47	F	JIAN An	0	0	0	2	11	8	3	57.89	0	0	1	1	-3	5:19	5:51	5:09	16:19	26	0:37		
61	F	WEI Ruike	0	0	0	2	0	0	0	0.00	0	0	0	0	-2	5:11	5:54	5:37	16:42	25	0:40		
88	F	YAN Juncheng	0	0	0	0	0	0	0	0.00	1	1	0	2	-3	4:27	4:58	4:33	13:58	20	0:41		
93	D	YUAN Junjie	0	0	0	0	0	0	0	0.00	0	0	0	0	-3	7:29	4:52	5:46	18:07	31	0:35		
5	D	RUIAN Sipulaoer	0	0	0	0	0	0	0	0.00	4	0	1	5	-1	5:49	6:33	7:23	19:45	30	0:39		
18	F	YE Jinguang +C	0	0	0	0	0	0	0	0.00	1	1	2	4	-4	7:23	7:07	7:35	22:05	28	0:47		
56	F	ZHANG Zesen	0	0	0	0	0	0	0	0.00	0	0	0	0	-1	3:53	3:46	2:07	9:46	15	0:39		
60	D	DANNISI Aoxibofu	0	0	0	0	0	0	0	0.00	1	0	1	2	-3	5:32	4:21	6:27	16:20	25	0:39		
91	F	WANG Taile	0	0	0	0	13	11	2	54.17	0	0	1	1	-3	6:49	7:36	6:47	21:12	27	0:47		
6	D	CHEN Zimeng	0	0	0	0	0	0	0	0.00	0	0	0	0	0	0:42	0:00	0:00	0:42	1	0:42		
10	F	XIANG Xudong	0	0	0	0	0	0	0	0.00	0	0	0	0	0	0:00	0:00	0:00	0:00	0	0:00		
19	F	ZHONG Wei	0	0	0	0	0	0	0	0.00	1	1	0	2	0	1:22	1:30	1:03	3:55	8	0:29		
81	D	YAN Ruinan	0	0	0	0	0	0	0	0.00	0	0	0	0	0	1:30	0:53	2:09	4:32	6	0:45		
98	F	YING Rudi	0	0	0	0	1	1	0	50.00	1	0	0	1	0	1:46	1:46	1:39	5:11	8	0:38		
1	GK	OUBAN Yongli	0	0	0	0	0	0	0	0.00	0	0	0	0	0								
45	GK	JIERUIMI Shimisi	0	0	0	2	0	0	0	0.00	0	0	0	0	0								
Total			0	0	0	10	33	33	0	50.00	11	6	12	29									





Group A

R	Team	GP	W	OTW	OTL	L	GDF	GF : GA	PTS
1	USA	1	1	0	0	0	+8	8 : 0	3
2	CAN	1	1	0	0	0	+4	5 : 1	3
3	GER	1	0	0	0	1	-4	1 : 5	0
4	CHN	1	0	0	0	1	-8	0 : 8	0

	CAN	CHN	GER	USA
CAN	*****	SUN 13 FEB 21:10	5:1	SAT 12 FEB 12:10
CHN	SUN 13 FEB 21:10	*****	SAT 12 FEB 16:40	0:8
GER	1:5	SAT 12 FEB 16:40	*****	SUN 13 FEB 21:10
USA	SAT 12 FEB 12:10	8:0	SUN 13 FEB 21:10	*****

Legend:

(G) Goals in tournament	*	Does not count for Plus/minus	+/-	Plus/minus net	+A	Assistant Captain
+C Captain	A	Assists	AVG	Average time on ice / shift	D	Defender
EQ Equal strength	ET/Res	Penalty end time/Result of game	F	Forward	FO%	Face-offs won as percentage
FO+ Face-offs won	FO-	Face-offs lost	FO+/-	Face-offs net	G	Goals
GA Goals against	GDF	Goal difference	GF	Goals for	GK	Goalkeeper
GP Games played	L	Losses	MIP	Minutes in play (GK)	No.	Jersey number
OT Overtime	OTL	Overtime losses	OTW	Overtime wins	P	Points
PIM Penalties in minutes	Pos.	Position	PP1	Power play - 1 player	PPG	Power play goals
PTS Points	R	Rank	SHF	Number of shifts	SHG	Shorthanded goals
SOG Shots on goal	SVS	Saves	TOT	Total	TPP	Time on power play
TS Total shots	W	Wins				



National Indoor Stadium
 国家体育馆
 Palais national omnisports
THU 10 FEB 2022
 Start Time 21:10

Ice Hockey
 冰球 / Hockey sur glace
Men
 男子 / Hommes

Preliminary round - Group A, Game 5
 小组赛轮次 - A组, 比赛 5 / Tour préliminaire - Groupe A, Match 5



Shot Chart
 射门表 / Analyse des tirs

USA - CHN



1st Period

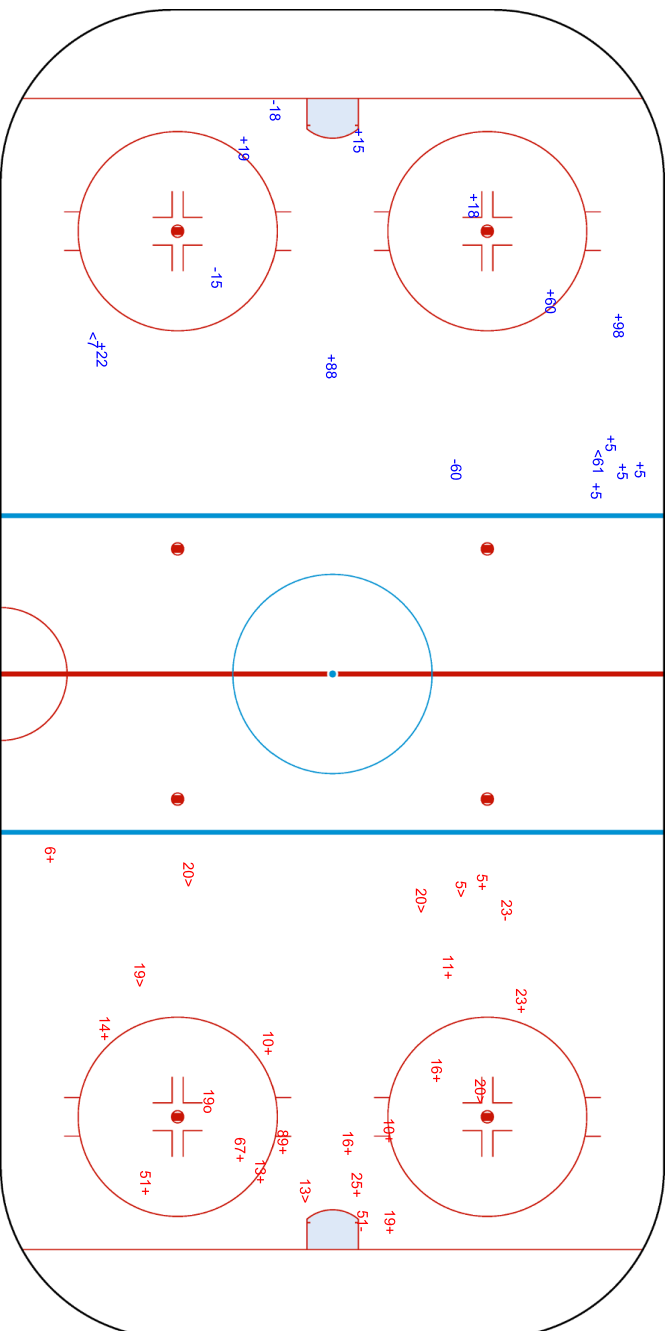


Shots by CHN
 Goals (G): 0
 SSP (-): 2
 SSG (+): 11
 SPG (-): 3

Shots by USA
 Goals (G): 1
 SSP (-): 6
 SSG (+): 15
 SPG (-): 2

GK 29 of USA

GK 45 of CHN





National Indoor Stadium
 国家体育馆
 Palais national omnisports

THU 10 FEB 2022
 Start Time 21:10

Ice Hockey
 冰球 / Hockey sur glace
Men
 男子 / Hommes



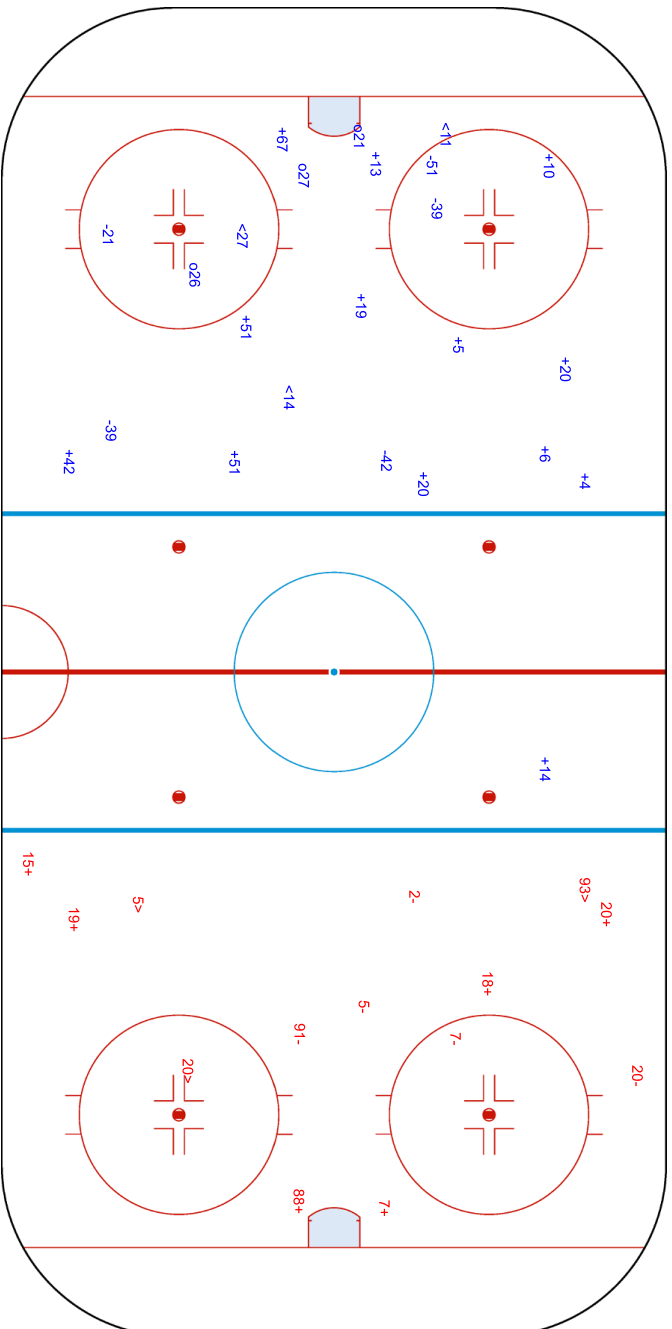
Preliminary round - Group A, Game 5
 小组赛轮次 - A组, 比赛 5 / Tour préliminaire - Groupe A, Match 5

Shots by USA
 Goals (0): 3
 SSP (-): 3
 SSG (+): 13
 SPG (-): 5

Shots by CHN
 Goals (0): 0
 SSP (-): 3
 SSG (+): 6
 SPG (-): 5

GK 45 of CHN

GK 29 of USA





National Indoor Stadium
 国家体育馆
 Palais national omnisports

THU 10 FEB 2022
 Start Time 21:10

Ice Hockey
 冰球 / Hockey sur glace

Men
 男子 / Hommes

Preliminary round - Group A, Game 5
 小组赛轮次 - A组, 比赛 5 / Tour préliminaire - Groupe A, Match 5



Shots by CHN
 Goals (0): 0
 SSP (-): 3

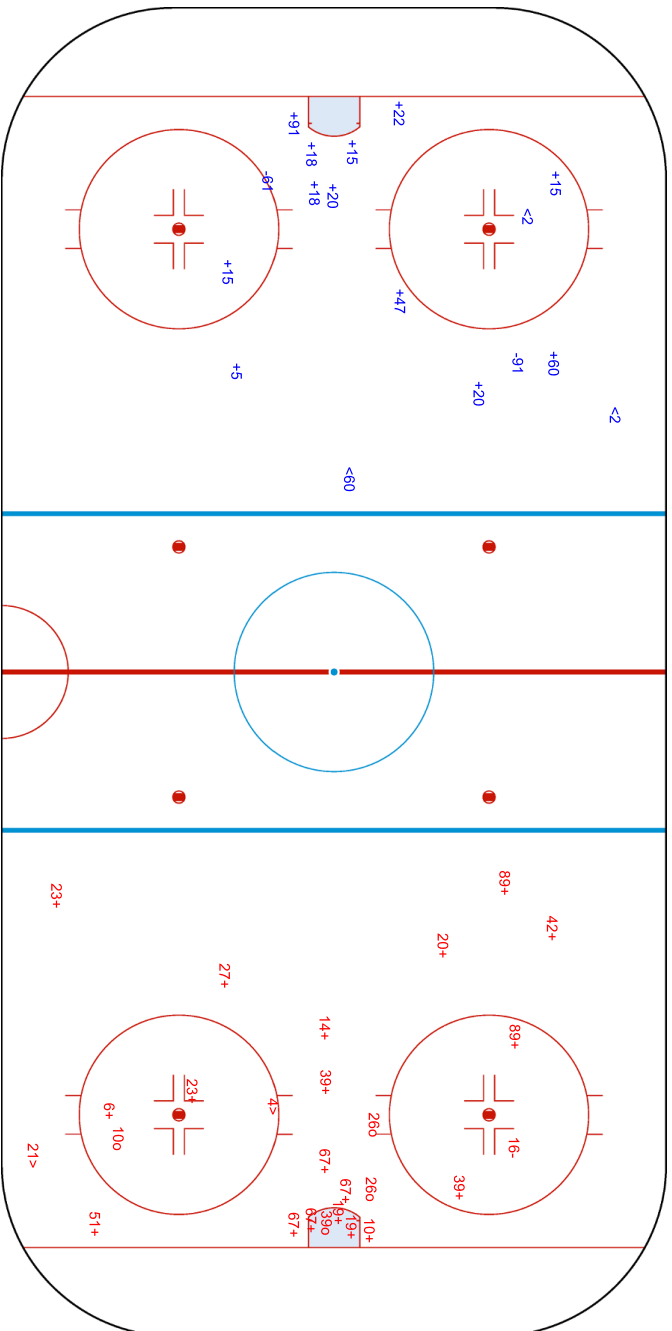
USA → **3rd Period**

← **CHN**

Shots by USA
 Goals (0): 4
 SSP (-): 2

GK 29 of USA

GK 45 of CHN



Legend:	GK	Goalkeeper	SPG	Shots past goal	SSG	Shots saved by goalkeeper	SSP	Shots saved by player
---------	----	------------	-----	-----------------	-----	---------------------------	-----	-----------------------





Face-off Chart

争球表 / Statistiques des mises en jeu

USA - CHN

1st PERIOD

	USA		CHN		USA		CHN		USA		CHN	
	Def. zone	Att. zone	Neutral zone	Neutral zone	Att. zone	Def. zone	Att. zone	Def. zone	Att. zone	Def. zone	Att. zone	Def. zone
	- 39	+ 98	+ 51	- 20	+ 39	- 47						
	+ 39	- 91	- 89	+ 91	+ 51	- 47						
	+ 39	- 15	- 10	+ 91	+ 11	- 20						
	- 89	+ 91	- 10	+ 47	- 39	+ 20						
	+ 10	- 20	+ 10	- 47	+ 10	- 91						
	+ 10	- 20	- 39	+ 47	- 13	+ 47						
	- 51	+ 47	+ 39	- 47	- 21	+ 20						
	+ 10	- 47			- 51	+ 47						
					- 21	+ 20						
Total wins / period	5 / 63%	3 / 37%	3 / 43%	4 / 57%	4 / 44%	5 / 56%	Total wins all zones		USA	CHN	12 / 50%	12 / 50%

2nd PERIOD

	USA		CHN		USA		CHN		USA		CHN	
	Def. zone	Att. zone	Neutral zone	Neutral zone	Att. zone	Def. zone	Att. zone	Def. zone	Att. zone	Def. zone	Att. zone	Def. zone
	+ 51	- 20	- 51	+ 20	- 21	+ 20						
	+ 10	- 91	+ 13	- 98	+ 39	- 91						
	- 10	+ 91	- 39	+ 47	+ 51	- 20						
	- 10	+ 47	+ 39	- 47	- 51	+ 20						
	- 10	+ 91			- 10	+ 91						
	+ 10	- 91			- 51	+ 91						
	- 10	+ 91			+ 21	- 20						
	+ 89	- 91			+ 13	- 47						
	- 89	+ 91			- 13	+ 47						
Total wins / period	4 / 44%	5 / 56%	2 / 50%	2 / 50%	4 / 44%	5 / 56%	Total wins all zones		USA	CHN	10 / 45%	12 / 55%

3rd PERIOD

	USA		CHN		USA		CHN		USA		CHN	
	Def. zone	Att. zone	Neutral zone	Neutral zone	Att. zone	Def. zone	Att. zone	Def. zone	Att. zone	Def. zone	Att. zone	Def. zone
	- 10	+ 20	+ 51	- 20	+ 39	- 91						
	- 51	+ 47	+ 13	- 47	+ 13	- 91						
	+ 51	- 91	+ 13	- 20	+ 39	- 91						
	- 10	+ 91	- 39	+ 47	- 39	+ 91						
	- 27	+ 91	+ 10	- 91	- 21	+ 91						
			+ 39	- 20	+ 51	- 20						
			- 13	+ 47	- 13	+ 15						
					+ 39	- 20						
Total wins / period	1 / 20%	4 / 80%	5 / 71%	2 / 29%	5 / 63%	3 / 37%	Total wins all zones		USA	CHN	11 / 55%	9 / 45%

TOTAL



Total wins / game	USA	CHN	USA	CHN	USA	CHN	Total wins all zones	
	Def. zone	Att. zone	Neutral zone		Att. zone	Def. zone	USA	CHN
	10 / 45%	12 / 55%	10 / 56%	8 / 44%	13 / 50%	13 / 50%	33 / 50%	33 / 50%

HEAD TO HEAD

No.	CHN					Tot.	wins USA	Dz	Nz	Az
	15	20	47	91	98					
10		2 - 1	2 - 2	4 - 6		17	8 47%	5 45%	2 50%	1 50%
11		1 - 0				1	1 100%			1 100%
13	0 - 1	1 - 0	2 - 3	1 - 0	1 - 0	9	5 56%		3 75%	2 40%
21		1 - 3		0 - 1		5	1 20%			1 20%
27				0 - 1		1	0 0%	0 0%		
39	1 - 0	2 - 1	3 - 3	4 - 1	0 - 1	16	10 63%	2 67%	3 50%	5 71%
51		5 - 2	1 - 3	1 - 1		13	7 54%	2 50%	2 67%	3 50%
89				1 - 3		4	1 25%	1 33%	0 0%	
Tot.	2	19	19	24	2	66	33 50%	10 45%	10 56%	13 50%
wins CHN	1 50%	7 37%	11 58%	13 54%	1 50%	33 50%				
Dz	1 100%	5 50%	3 50%	4 44%		13 50%				
Nz		1 20%	5 56%	2 67%	0 0%	8 44%				
Az	0 0%	1 25%	3 75%	7 58%	1 100%	12 55%				

Legend:

Az Attacking zone **Dz** Defending zone **No.** Jersey number **Nz** Neutral zone **Tot.** Total face-offs played



Line-Ups

阵容 / Composition des équipes

CAN - GER

Referees

20 BJORK Tobias (SWE) , 27 BRUGGEMAN Andrew (USA)

Linespersons

35 HYNEK Daniel (CZE) , 75 LAZAREV Gleb (RUS)

Goalkeepers

Team: CAN

No. Name

80 PASQUALE Eddie
90 TOMKINS Matt

Team: GER

No. Name

35 NIEDERBERGER Mathias
90 BRUCKMANN Felix

Team Line-ups

Team: CAN (Black)

No. Pos. Name

22 D	POWER Owen
37 D	ROBINSON Mat
12 F	STAAL Eric +C
32 F	McTAVISH Mason
96 F	HO-SANG Josh
23 D	WOTHERSPOON Tyler
56 D	NOREAU Maxim +A
9 F	KNIGHT Corban
15 F	TAMBELLINI Adam
91 F	WEAL Jordan
44 D	BARBERIO Mark
60 D	DEMERS Jason
10 F	STREET Ben
13 F	JOHNSON Kent
19 F	O'DELL Eric
20 D	GRANT Alex
11 F	McBAIN Jack
26 F	WINNIK Daniel
27 F	CRACKNELL Adam
51 F	DESHARNAIS David +A

Head Coach: COLLITON Jeremy

NOT DRESSED:

1 GK LEVI Devon
5 D ELLIS Morgan
39 F FERRARO Landon

Team: GER (White)

No. Pos. Name

11 D	NOWAK Marco
91 D	MULLER Moritz +C
34 F	KUHNHACKL Tom
42 F	EHLIZ Yasin
50 F	HAGER Patrick +A
5 D	HOLZER Korbinian +A
38 D	WAGNER Fabio
15 F	LOIBL Stefan
72 F	KAHUN Dominik
95 F	TIFFELS Frederik
16 D	ABELTSHAUSER Konrad
41 D	MULLER Jonas
8 F	RIEDER Tobias
83 F	PFODERL Leonhard
92 F	NOEBELS Marcel
85 D	BRANDT Marcel
22 F	PLACHTA Matthias
54 F	BERGMANN Lean
86 F	PIETTA Daniel
89 F	WOLF David

Head Coach: SODERHOLM Toni

NOT DRESSED:

3 D BITTNER Dominik
21 F KRAMMER Nicolas
33 GK aus den BIRKEN Danny

Legend:

+A	Assistant Captain	+C	Captain	D	Defender	F	Forward
No.	Jersey number	Pos.	Position				



Graphical Line-ups
阵容图 / Alignments

CAN - GER

Referees

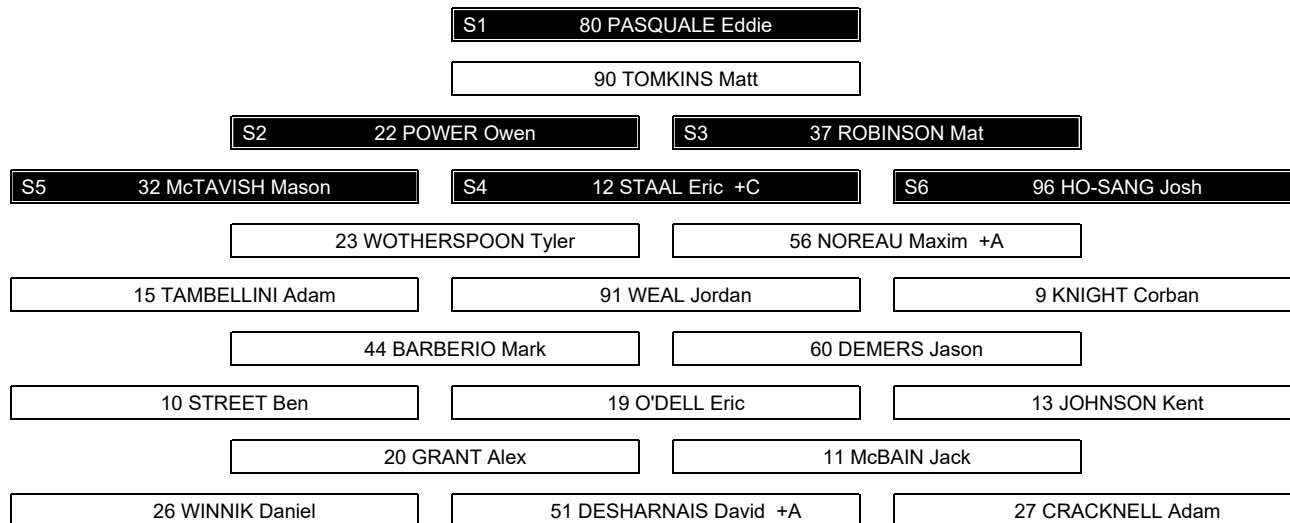
20 BJORK Tobias (SWE) , 27 BRUGGEMAN Andrew (USA)

Linespersons

35 HYNEK Daniel (CZE) , 75 LAZAREV Gleb (RUS)


Team: CAN - Canada (Black)

Head Coach: COLLITON Jeremy



Team: GER - Germany (White)

Head Coach: SODERHOLM Toni



Legend:

+A Assistant Captain **+C** Captain **Sn** Starting position



Game Summary
比赛总结 / Résumé du match
CAN - GER 5 - 1 (3 - 0, 1 - 1, 1 - 0)

Spectators	Referees	Linespersons
685	20 BJORK Tobias (SWE) , 27 BRUGGEMAN Andrew (USA)	35 HYNEK Daniel (CZE) , 75 LAZAREV Gleb (RUS)

Team Statistics

Period	Score	SVS	SOG	PIM	TPP	PPG	SHG
1	3 : 0	7 : 7	10 : 7	6 : 2	02:00 : 04:01	0 : 0	0 : 0
2	1 : 1	8 : 8	9 : 9	2 : 2	00:07 : 03:50	1 : 0	0 : 0
3	1 : 0	8 : 7	8 : 8	0 : 0	00:00 : 00:00	0 : 0	0 : 0
Total	5 : 1	23 : 22	27 : 24	8 : 4	02:07 : 07:51	1 : 0	0 : 0

1st Period

Action	Time	ET/Res	Team	Type	No.	Name	(G)	Name of Assistant(s) / Action Description
GK	00:00		GER		35	NIEDERBERGER M	-	Goalkeeper in
GK	00:00		CAN		80	PASQUALE E	-	Goalkeeper in
Goal	04:43	1 : 0	CAN	EQ	20	GRANT A	(1)	13 JOHNSON K On Ice CAN 80 10 13 19 20 60 10 STREET B GER 35 8 11 83 91 92
Goal	09:47	2 : 0	CAN	EQ	10	STREET B	(1)	19 O'DELL E On Ice CAN 80 10 13 19 20 22 13 JOHNSON K GER 35 34 42 50 85 91
Goal	10:19	3 : 0	CAN	EQ	26	WINNIK D	(1)	27 CRACKNELL A On Ice CAN 80 26 27 37 51 60 51 DESHARNAIS D GER 35 5 15 41 72 95
Penalty	12:43	14:43	GER	2 min.	42	EHLIZ Y	-	Interference
Penalty	15:12	17:12	CAN	2 min.	26	WINNIK D	-	Slashing
Penalty	17:03	19:03	CAN	2 min.	10	STREET B	-	High Sticking
Penalty	19:50	21:50	CAN	2 min.	96	HO-SANG J	-	Delaying the Game

2nd Period

Action	Time	ET/Res	Team	Type	No.	Name	(G)	Name of Assistant(s) / Action Description
Penalty	26:53	28:53	CAN	2 min.	91	WEAL J	-	Tripping
Goal	30:45	3 : 1	GER	EQ	8	RIEDER T	(1)	83 PFODERL L On Ice CAN 80 10 12 13 20 44 GER 35 8 83 85 91 92
Penalty	32:51	32:58	GER	2 min.	16	ABELTSHAUSER K	-	High Sticking
Goal	32:58	4 : 1	CAN	PP1	56	NOREAU M	(1)	19 O'DELL E On Ice CAN 80 12 15 19 56 91 12 STAAL E GER 35 34 41 50 91 *

3rd Period

Action	Time	ET/Res	Team	Type	No.	Name	(G)	Name of Assistant(s) / Action Description
Goal	51:22	5 : 1	CAN	EQ	91	WEAL J	(1)	15 TAMBELLINI A On Ice CAN 80 9 15 22 37 91 9 KNIGHT C GER 35 5 22 38 86 89
GK	60:00		CAN					80 PASQUALE E - Goalkeeper out
GK	60:00		GER					35 NIEDERBERGER M - Goalkeeper out

Goalkeeper Records

Team : CAN - Canada

Team : GER - Germany

No.	Name	SOG	SVS	MIP	No.	Name	SOG	SVS	MIP
80	PASQUALE Eddie	24	23	60:00	35	NIEDERBERGER Mathias	27	22	60:00
90	TOMKINS Matt				90	BRUCKMANN Felix			

Game Statistics

Team : CAN (Black)										Shots on Goal					Time on Ice								
No.	Pos.	Name	G	A	P	PIM	FO+	FO-	FO+/-	FO%	1	2	3	OT	TS	+/-	1	2	3	OT	TOT	SHF	AVG
12	F	STAAL Eric +C	0	1	1	0	13	7	6	65.00	0	1	2	3	-1	5:23	3:58	5:51		15:12	23	0:39	
22	D	POWER Owen	0	0	0	0	0	0	0	0.00	0	1	0	1	+2	6:52	7:26	5:15		19:33	31	0:37	
32	F	McTAVISH Mason	0	0	0	0	0	0	0	0.00	0	0	0	0	0	5:09	4:14	4:25		13:48	20	0:41	
37	D	ROBINSON Mat	0	0	0	0	0	0	0	0.00	0	0	0	0	+2	4:49	4:28	5:17		14:34	25	0:34	



Wukesong Sports Centre

五棵松体育中心
Centre sportif de Wukesong

THU 10 FEB 2022

Start Time 21:10
End Time 23:22

Ice Hockey

冰球 / Hockey sur glace

Men

男子 / Hommes

Preliminary round - Group A, Game 6

小组赛轮次 - A组, 比赛 6 / Tour préliminaire - Groupe A, Match 6



Legend:

(G) Goals in tournament	*	Does not count for Plus/minus	+/- Plus/minus net	+A Assistant Captain
+C Captain	A	Assists	AVG Average time on ice / shift	D Defender
EQ Equal strength	ET/Res	Penalty end time/Result of game	F Forward	FO% Face-offs won as percentage
FO+ Face-offs won	FO-	Face-offs lost	FO+/- Face-offs net	G Goals
GA Goals against	GDF	Goal difference	GF Goals for	GK Goalkeeper
GP Games played	L	Losses	MIP Minutes in play (GK)	No. Jersey number
OT Overtime	OTL	Overtime losses	OTW Overtime wins	P Points
PIM Penalties in minutes	Pos.	Position	PP1 Power play - 1 player	PPG Power play goals
PTS Points	R	Rank	SHF Number of shifts	SHG Shorthanded goals
SOG Shots on goal	SVS	Saves	TOT Total	TPP Time on power play
TS Total shots	W	Wins		



Wukesong Sports Centre
 五棵松体育中心
 Centre sportif de Wukesong
THU 10 FEB 2022
 Start Time 21:10

Ice Hockey
 冰球 / Hockey sur glace

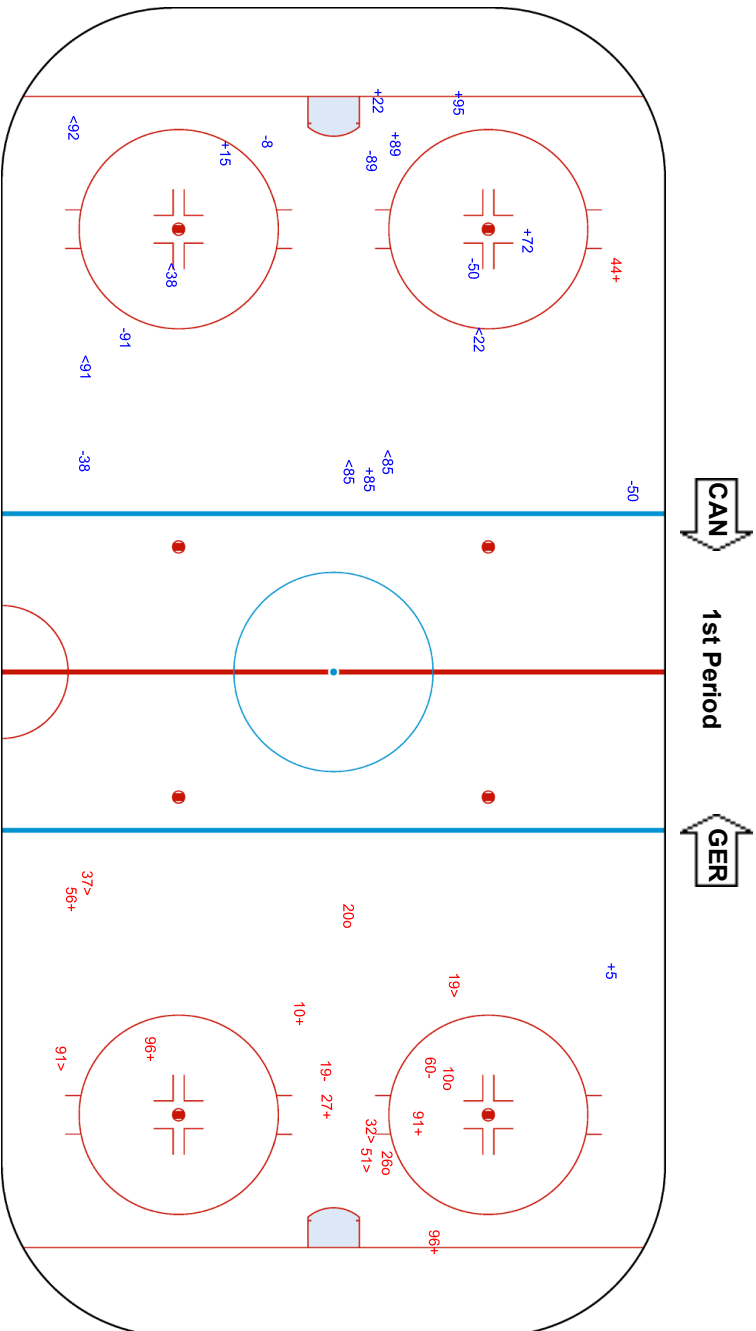
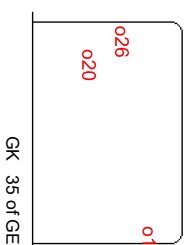



Men
 男子 / Hommes
Preliminary round - Group A, Game 6
 小组赛轮次 - A组 比赛 6 / Tour préliminaire - Groupe A, Match 6

Shot Chart
 射门表 / Analyse des tirs
CAN - GER

Shots by GER
 Goals (G): 0
 SSP (-): 6

Shots by CAN
 Goals (G): 3
 SSP (-): 5





Wukesong Sports Centre
 五棵松体育中心
 Centre sportif de Wukesong

THU 10 FEB 2022
 Start Time 21:10

Ice Hockey
 冰球 / Hockey sur glace



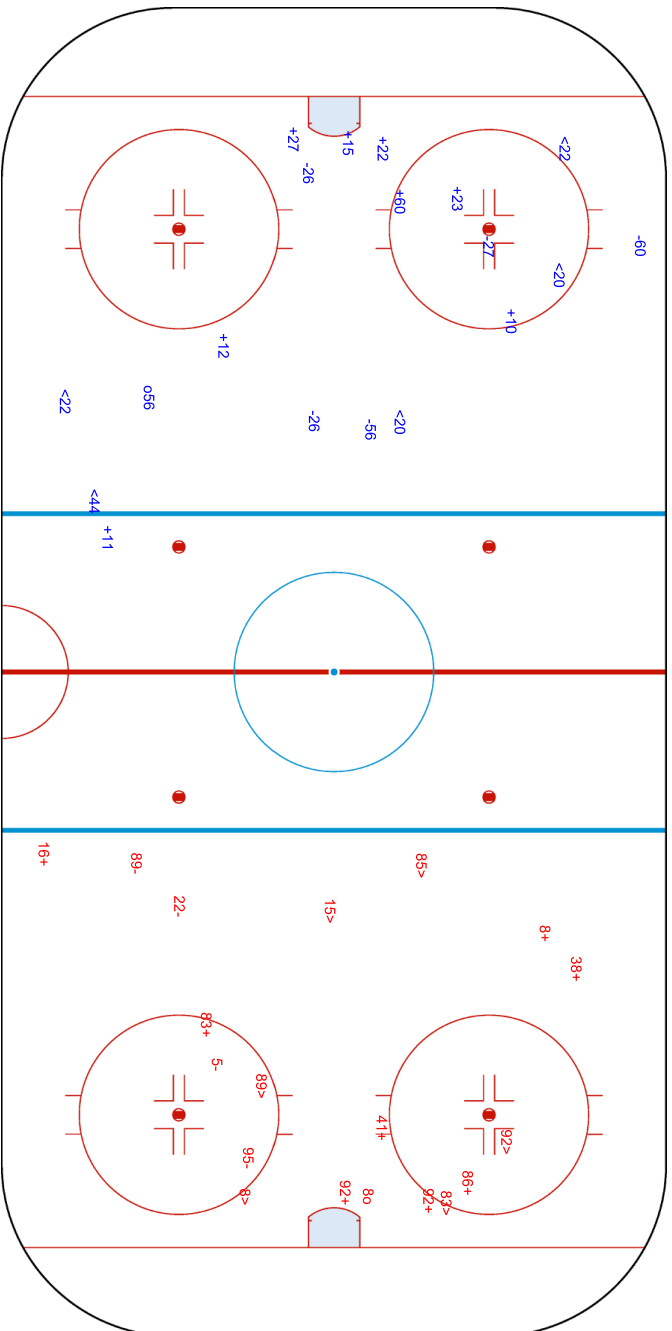
Preliminary round - Group A, Game 6
 男子 / Hommes
 小组赛轮次 - A组 比赛 6 / Tour préliminaire - Groupe A, Match 6

Shots by CAN
 Goals (0): 1
 SSP (-): 5

Shots by GER
 Goals (0): 1
 SSP (-): 6

GK 35 of GER

GK 80 of CAN





Wukesong Sports Centre
 五棵松体育中心
 Centre sportif de Wukesong
THU 10 FEB 2022
 Start Time 21:10

Ice Hockey
 冰球 / Hockey sur glace
Men
 男子 / Hommes
Preliminary round - Group A, Game 6
 小组赛轮次 - A组 比赛 6 / Tour préliminaire - Groupe A, Match 6

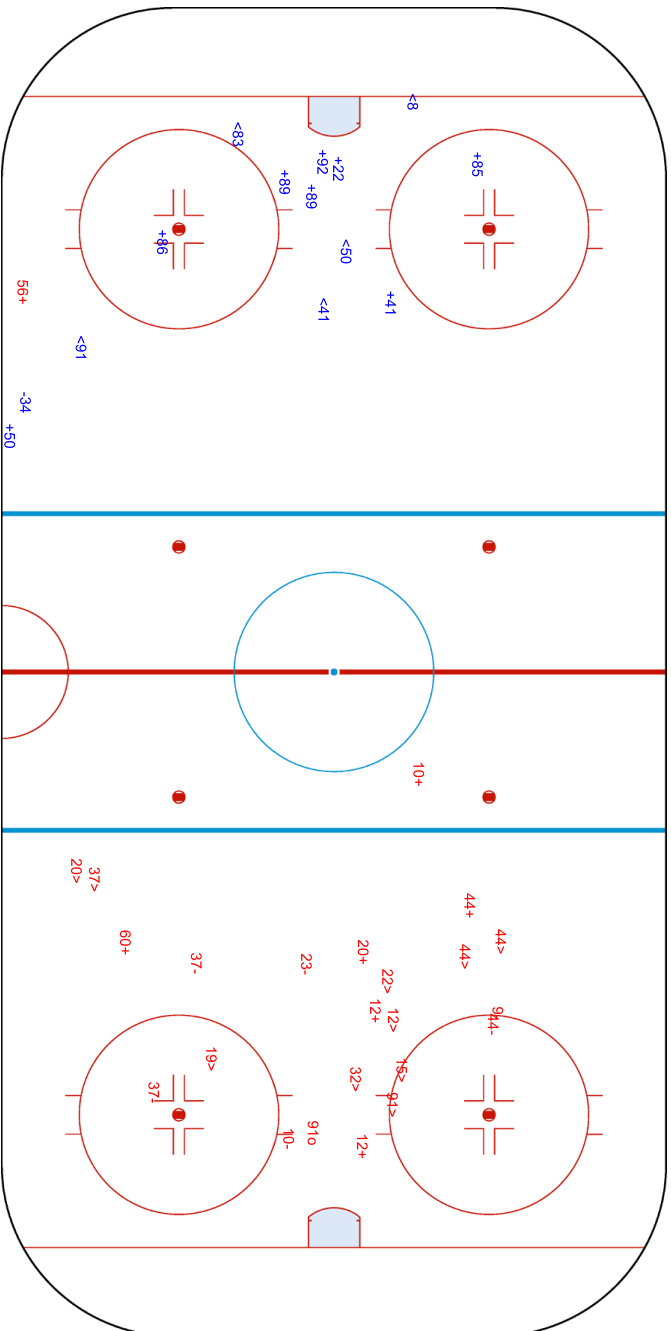


Shots by GER
 Goals (0): 0
 SSP (-): 5
 SSG (+): 8
 SPG (-): 1

Shots by CAN
 Goals (0): 1
 SSP (-): 10
 SSG (+): 7
 SPG (-): 6

GK 80 of CAN

GK 35 of GER



Legend:	Goalkeeper	SPG	Shots past goal	SSG	Shots saved by goalkeeper	SSP	Shots saved by player
GK							



Face-off Chart

争球表 / Statistiques des mises en jeu

CAN - GER

1st PERIOD

	CAN		GER		CAN		GER		CAN		GER	
	Def. zone	Att. zone	Neutral zone	Neutral zone	Att. zone	Def. zone	Att. zone	Def. zone	Total wins	Total wins	all zones	
	- 12	+ 50	- 12	+ 50	+ 27	- 83						
	- 11	+ 86	+ 12	- 50	+ 12	- 50						
	+ 12	- 86	- 11	+ 86	+ 9	- 15						
	- 27	+ 72	- 91	+ 50								
	+ 12	- 50	+ 19	- 50								
	- 19	+ 72	+ 51	- 72								
	- 19	+ 86	+ 12	- 83								
			- 9	+ 15								
Total wins / period	2 / 29%	5 / 71%	4 / 50%	4 / 50%	3 / 100%	0 / 0%			9 / 50%	9 / 50%		

2nd PERIOD

	CAN		GER		CAN		GER		CAN		GER	
	Def. zone	Att. zone	Neutral zone	Neutral zone	Att. zone	Def. zone	Att. zone	Def. zone	Total wins	Total wins	all zones	
	+ 19	- 72	+ 19	- 72	+ 27	- 15						
	- 27	+ 86	+ 19	- 86	- 19	+ 72						
	- 12	+ 72	+ 91	- 72	- 12	+ 86						
	- 12	+ 83	+ 19	- 83	+ 12	- 86						
	+ 19	- 86	+ 91	- 50	+ 12	- 50						
					+ 12	- 86						
Total wins / period	2 / 40%	3 / 60%	5 / 100%	0 / 0%	4 / 67%	2 / 33%			11 / 69%	5 / 31%		

3rd PERIOD

	CAN		GER		CAN		GER		CAN		GER	
	Def. zone	Att. zone	Neutral zone	Neutral zone	Att. zone	Def. zone	Att. zone	Def. zone	Total wins	Total wins	all zones	
	- 19	+ 50	+ 12	- 50	+ 12	- 86						
	- 19	+ 50	+ 10	- 83	+ 51	- 72						
	- 91	+ 86	+ 12	- 83	+ 12	- 83						
	+ 51	- 50	+ 19	- 50	+ 10	- 50						
			- 12	+ 83	- 12	+ 83						
					+ 91	- 86						
					+ 12	- 83						
Total wins / period	1 / 25%	3 / 75%	4 / 80%	1 / 20%	6 / 86%	1 / 14%			11 / 69%	5 / 31%		

TOTAL

	CAN		GER		CAN		GER		CAN		GER	
	Def. zone	Att. zone	Neutral zone	Neutral zone	Att. zone	Def. zone	Att. zone	Def. zone	Total wins	Total wins	all zones	
Total wins / game	5 / 31%	11 / 69%	13 / 72%	5 / 28%	13 / 81%	3 / 19%			31 / 62%	19 / 38%		



HEAD TO HEAD

		GER									
No.	15	50	72	83	86	Tot.	wins CAN	Dz	Nz	Az	
CAN	9	1 - 1				2	1 50%		0 0%	1 100%	
	10		1 - 0		1 - 0	2	2 100%		1 100%	1 100%	
	11					2	0 0%	0 0%	0 0%		
	12		5 - 2	0 - 1	4 - 3	4 - 1	20 65%	2 40%	4 67%	7 78%	
	19		2 - 2	2 - 2	1 - 0	2 - 1	12 58%	2 33%	5 100%	0 0%	
	27	1 - 0		0 - 1	1 - 0	0 - 1	4 50%	0 0%		2 100%	
	51		1 - 0	2 - 0			3 100%	1 100%	1 100%	1 100%	
	91		1 - 1	1 - 0		1 - 1	5 60%	0 0%	2 67%	1 100%	
Tot.	3	15	9	10	13	50	31 62%	5 31%	13 72%	13 81%	
wins GER	1 33%	5 33%	4 44%	3 30%	6 46%	19 38%					
Dz	0 0%	0 0%	1 50%	1 25%	1 20%	3 19%					
Nz	1 100%	2 29%	0 0%	1 20%	1 50%	5 28%					
Az		3 60%	3 75%	1 100%	4 67%	11 69%					

Legend:

Az Attacking zone **Dz** Defending zone **No.** Jersey number **Nz** Neutral zone **Tot.** Total face-offs played



Line-Ups

阵容 / Composition des équipes

DEN - ROC

Referees

24 CAMPBELL Michael (CAN) , 9 FRANO Martin (CZE)

Linespersons

91 HANCOCK II William (USA) , 64 MALMQVIST Andreas (SWE)

Goalkeepers

Team: DEN

No. Name

1 DICHOW Frederik
32 DAHM Sebastian

Team: ROC

No. Name

28 FEDOTOV Ivan
82 BILYALOV Timur

Team Line-ups

Team: DEN (Red)

No. Pos. Name

25 D	LAURIDSEN Oliver
41 D	JENSEN AABO Jesper +A
17 F	JENSEN Nicklas
51 F	NIELSEN Frans +A
89 F	BOEDKER Mikkel
15 D	LASSEN Matias
22 D	LAURIDSEN Markus
9 F	STORM Frederik
63 F	RUSSELL Patrick
93 F	REGIN Peter +C
47 D	LARSEN Oliver
48 D	JENSEN Nicholas B.
29 F	MADSEN Morten
40 F	JENSEN Jesper
50 F	BAU Mathias
28 D	KRISTENSEN Emil
33 F	JAKOBSEN Julian
38 F	POULSEN Morten
42 F	AAGAARD Mikkel
72 F	MEYER Nicolai

Head Coach: EHLERS Heinz

NOT DRESSED:

2 D BRUGGISSER Phillip
16 F ASPERUP Matthias
31 GK GALBRAITH Patrick
95 F OLESEN Nick

Team: ROC (White)

No. Pos. Name

57 D	NIKISHIN Alexander
89 D	NESTEROV Nikita
25 F	GRIGORENKO Mikhail
87 F	SHIPACHYOV Vadim +C
97 F	GUSEV Nikita
4 D	YELESIN Alexander
44 D	YAKOVLEV Yegor +A
22 F	GALIEV Stanislav
81 F	GRITSYUK Arseni
94 F	SEMYONOV Kirill
7 D	TELEGIN Sergei
27 D	VOINOV Vyacheslav
10 F	VORONKOV Dmitri
15 F	KARNAUKHOV Pavel
58 F	SLEPYSHEV Anton
43 D	SHARIPZYANOV Damir
11 F	ANDRONOV Sergei +A
24 F	KAYUMOV Artur
55 F	TKACHYOV Vladimir
76 F	CHIBISOV Andrei

Head Coach: ZHAMNOV Alexei

NOT DRESSED:

16 F PLOTNIKOV Sergei
31 GK SAMONOV Alexander
72 D MINULIN Artyom

Legend:

+A	Assistant Captain	+C	Captain	D	Defender	F	Forward
No.	Jersey number	Pos.	Position				



Graphical Line-ups

阵容图 / Alignments

DEN - ROC

Referees

24 CAMPBELL Michael (CAN) , 9 FRANO Martin (CZE)

Linespersons

91 HANCOCK II William (USA) , 64 MALMQVIST Andreas (SWE)

Team: DEN - Denmark (Red)

Head Coach: EHLERS Heinz

32 DAHM Sebastian		
S1 1 DICHOW Frederik		
S2 25 LAURIDSEN Oliver	S3 41 JENSEN AABO Jesper +A	
S6 89 BOEDKER Mikkel	S5 51 NIELSEN Frans +A	S4 17 JENSEN Nicklas
22 LAURIDSEN Markus		15 LASSEN Matias
9 STORM Frederik	93 REGIN Peter +C	63 RUSSELL Patrick
48 JENSEN Nicholas B.		47 LARSEN Oliver
50 BAU Mathias	40 JENSEN Jesper	29 MADSEN Morten
28 KRISTENSEN Emil		72 MEYER Nicolai
38 POULSEN Morten	33 JAKOBSEN Julian	42 AAGAARD Mikkel

Team: ROC - ROC (White)

Head Coach: ZHAMNOV Alexei

S1 28 FEDOTOV Ivan		
82 BILYALOV Timur		
S2 57 NIKISHIN Alexander	S3 89 NESTEROV Nikita	
S6 97 GUSEV Nikita	S5 87 SHIPACHYOV Vadim +C	S4 25 GRIGORENKO Mikhail
44 YAKOVLEV Yegor +A		4 YELESIN Alexander
22 GALIEV Stanislav	94 SEMYONOV Kirill	81 GRITSYUK Arseni
7 TELEGIN Sergei		27 VOINOV Vyacheslav
58 SLEPYSHEV Anton	15 KARNAUKHOV Pavel	10 VORONKOV Dmitri
43 SHARIPZYANOV Damir		24 KAYUMOV Artur
55 TKACHYOV Vladimir	11 ANDRONOV Sergei +A	76 CHIBISOV Andrei

Legend:

+A Assistant Captain +C Captain Sn Starting position



Game Summary

比赛总结 / Résumé du match

REVISED
11 FEB 14:29

DEN - ROC 0 - 2 (0 - 0, 0 - 1, 0 - 1)

Spectators	Referees	Linespersons
907	24 CAMPBELL Michael (CAN), 9 FRANO Martin (CZE)	91 HANCOCK II William (USA), 64 MALMQVIST Andreas (SWE)

Team Statistics

Period	Score	SVS	SOG	PIM	TPP	PPG	SHG
1	0 : 0	6 : 3	3 : 6	2 : 0	00:00 : 02:00	0 : 0	0 : 0
2	0 : 1	17 : 5	5 : 18	6 : 0	00:00 : 04:45	0 : 0	0 : 0
3	0 : 1	8 : 8	8 : 9	2 : 2	02:00 : 03:15	0 : 0	0 : 0
Total	0 : 2	31 : 16	16 : 33	10 : 2	02:00 : 10:00	0 : 0	0 : 0

1st Period

Action	Time	ET/Res	Team	Type	No.	Name	(G)	Name of Assistant(s) / Action Description
GK	00:00		DEN		1	DICHOW F		- Goalkeeper in
GK	00:00		ROC		28	FEDOTOV I		- Goalkeeper in
Penalty	13:26	15:26	DEN	2 min.	25	LAURIDSEN O		- Hooking

2nd Period

Action	Time	ET/Res	Team	Type	No.	Name	(G)	Name of Assistant(s) / Action Description
Penalty	22:16	24:16	DEN	2 min.	40	JENSEN J		- Delaying the Game
Penalty	24:46	26:46	DEN	2 min.	41	JENSEN AABO J		- Interference
Goal	28:18	0 : 1	ROC	EQ	15	KARNAUKHOV P	(1)	58 SLEPYSHEV A On Ice DEN 1 15 17 22 51 89 10 VORONKOV D ROC 28 4 10 15 44 58
Penalty	39:15	41:15	DEN	2 min.	48	JENSEN NB		- Illegal Check to the Head or Neck

3rd Period

Action	Time	ET/Res	Team	Type	No.	Name	(G)	Name of Assistant(s) / Action Description
Penalty	50:23	52:23	ROC	2 min.	15	KARNAUKHOV P		- Interference
Penalty	52:55	54:55	DEN	2 min.	17	JENSEN N		- Kneeing
Time-out	58:08		DEN					
GK	58:08		DEN					1 DICHOW F - Goalkeeper out
Goal	59:54	0 : 2	ROC	EQ	94	SEMYONOV K	(1)	On Ice DEN 9 17 22 50 63 89 ROC 28 4 10 15 44 94
GK	59:54		DEN		1	DICHOW F		- Goalkeeper in
GK	60:00		ROC					28 FEDOTOV I - Goalkeeper out
GK	60:00		DEN					1 DICHOW F - Goalkeeper out

Goalkeeper Records

Team : DEN - Denmark

No.	Name	SOG	SVS	MIP
1	DICHOW Frederik	32	31	58:14
32	DAHM Sebastian			

Team : ROC - ROC

No.	Name	SOG	SVS	MIP
28	FEDOTOV Ivan	16	16	60:00
82	BILYALOV Timur			

Game Statistics

Team : DEN (Red)

Head Coach : EHLERS Heinz										Shots on Goal				Time on Ice									
No.	Pos.	Name	G	A	P	PIM	FO+	FO-	FO+/-	FO%	1	2	3	OT	TS	+/-	1	2	3	OT	TOT	SHF	AVG
17	F	JENSEN Nicklas	0	0	0	2	0	0	0	0.00	0	2	2	4	-2	5:51	4:12	8:34		18:37	26	0:42	
25	D	LAURIDSEN Oliver	0	0	0	2	0	0	0	0.00	1	0	0	1	0	5:00	7:05	6:29		18:34	33	0:33	
41	D	JENSEN AABO Jesper +A	0	0	0	2	0	0	0	0.00	0	0	0	0	0	6:30	7:48	6:56		21:14	34	0:37	
51	F	NIELSEN Frans +A	0	0	0	0	9	14	-5	39.13	0	1	0	1	-1	5:38	7:12	8:47		21:37	30	0:43	
89	F	BOEDKER Mikkel	0	0	0	0	0	0	0	0.00	0	0	0	0	-2	6:18	4:59	8:38		19:55	27	0:44	
9	F	STORM Frederik	0	0	0	0	0	0	0	0.00	1	1	0	2	-1	6:04	5:12	7:38		18:54	23	0:49	
15	D	LASSEN Matias	0	0	0	0	0	0	0	0.00	0	0	0	0	-1	8:24	6:21	5:44		20:29	31	0:39	
22	D	LAURIDSEN Markus	0	0	0	0	0	0	0	0.00	0	0	3	3	-2	6:36	7:54	7:58		22:28	33	0:40	
63	F	RUSSELL Patrick	0	0	0	0	0	0	0	0.00	0	0	1	1	-1	6:08	7:51	7:29		21:28	28	0:46	



Legend:

(G) Goals in tournament	+/- Plus/minus net	+A Assistant Captain	+C Captain
A Assists	AVG Average time on ice / shift	D Defender	ENG Empty net goal
EQ Equal strength	ET/Res Penalty end time/Result of game	F Forward	FO% Face-offs won as percentage
FO+ Face-offs won	FO- Face-offs lost	FO+/- Face-offs net	G Goals
GA Goals against	GDF Goal difference	GF Goals for	GK Goalkeeper
GP Games played	L Losses	MIP Minutes in play (GK)	No. Jersey number
OT Overtime	OTL Overtime losses	OTW Overtime wins	P Points
PIM Penalties in minutes	Pos. Position	PPG Power play goals	PTS Points
R Rank	SHF Number of shifts	SHG Shorthanded goals	SOG Shots on goal
SVS Saves	TOT Total	TPP Time on power play	TS Total shots
W Wins			

REVISED

Revised to correct MIP statistics for Team DEN 1 DICHOW Frederik.



National Indoor Stadium
 国家体育馆
 Palais national omnisports

FRI 11 FEB 2022
 Start Time 12:10

Ice Hockey
 冰球 / Hockey sur glace

Men
 男子 / Hommes

Preliminary round - Group B, Game 7
 小组赛轮次 - B组 比赛 7 / Tour préliminaire - Groupe B, Match 7



Shot Chart
 射门表 / Analyse des tirs

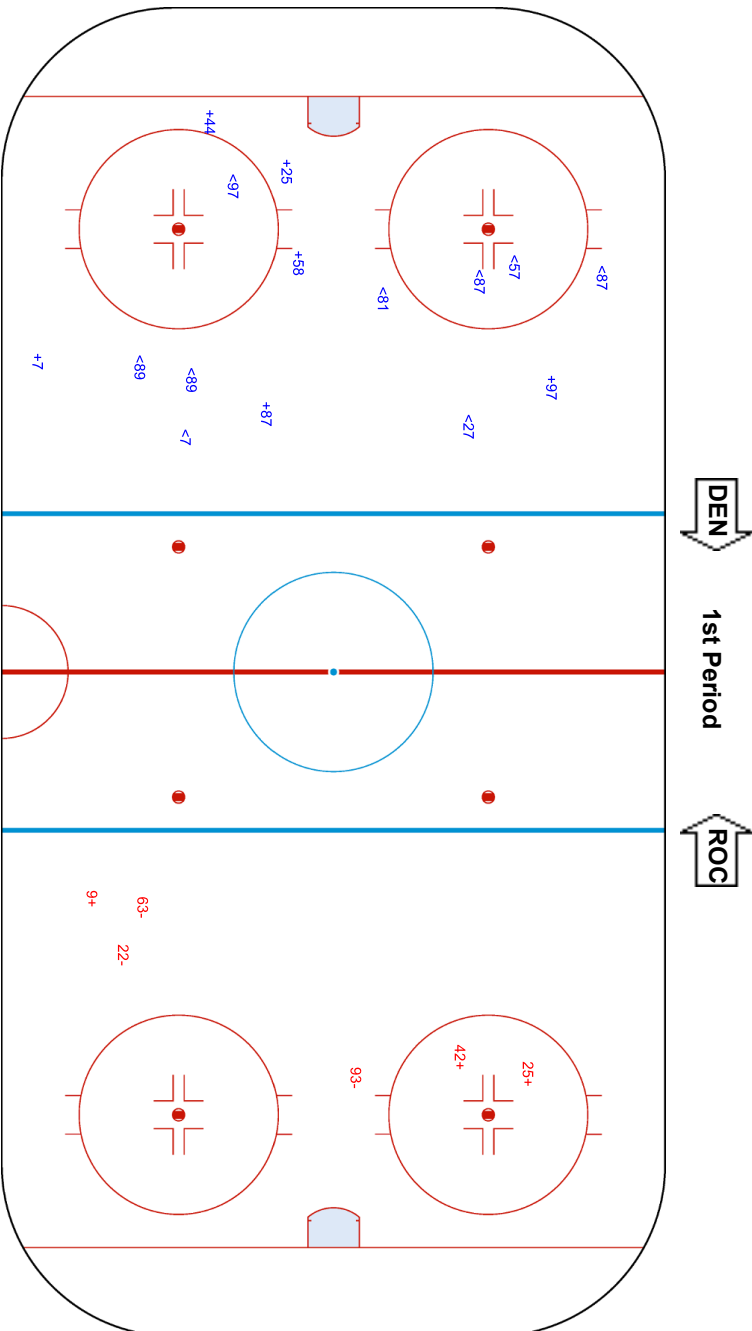
DEN - ROC

Shots by ROC
 Goals (G): 0
 SSP (-): 9
 SSG (+): 6
 SPG (-): 0

Shots by DEN
 Goals (G): 0
 SSP (-): 0
 SSG (+): 3
 SPG (-): 3

GK 1 of DEN

GK 28 of ROC





National Indoor Stadium
 国家体育馆
 Palais national omnisports

FRI 11 FEB 2022
 Start Time 12:10

Ice Hockey
 冰球 / Hockey sur glace
Men
 男子 / Hommes

Preliminary round - Group B, Game 7
 小组赛轮次 - B组 比赛 7 / Tour préliminaire - Groupe B, Match 7

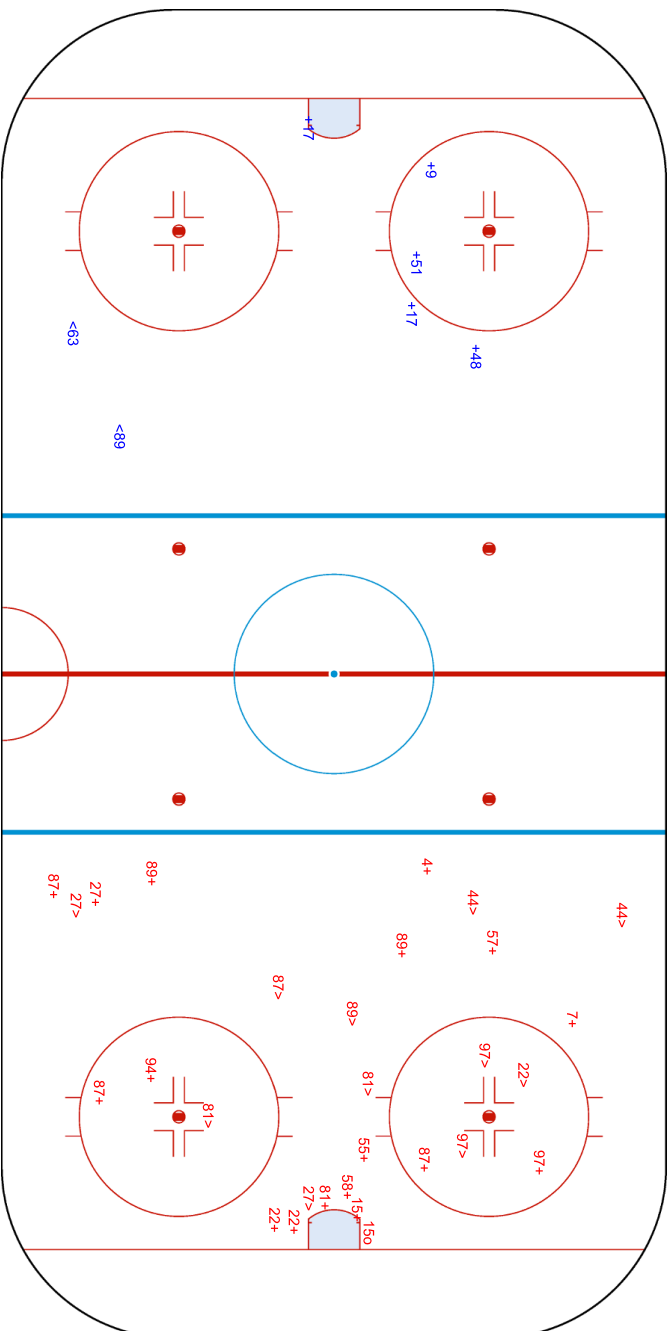


Shots by DEN
 Goals (0): 0
 SSP (-): 2
 SSG (+): 5
 SPG (-): 0

Shots by ROC
 Goals (0): 1
 SSP (-): 11
 SSG (+): 17
 SPG (-): 0

GK 28 of ROC

GK 1 of DEN





National Indoor Stadium
 国家体育馆
 Palais national omnisports

FRI 11 FEB 2022
 Start Time 12:10

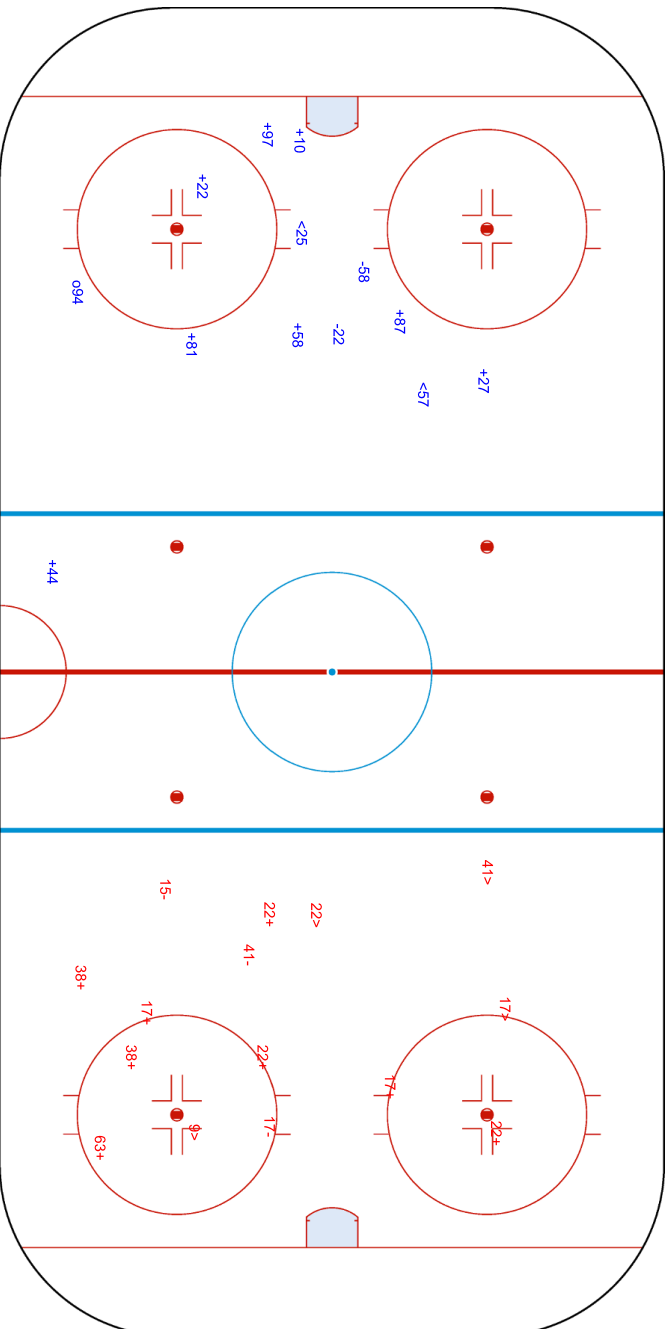
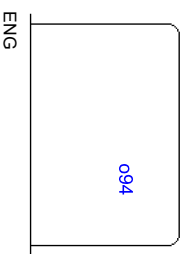

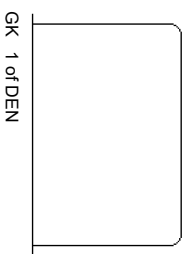
Ice Hockey
 冰球 / Hockey sur glace
Men
 男子 / Hommes

Preliminary round - Group B, Game 7
 小组赛轮次 - B组 比赛 7 / Tour préliminaire - Groupe B, Match 7



Shots by ROC
 Goals (0): 1
 SSP (-): 2
 SSG (+): 8
 SPG (-): 2

Shots by DEN
 Goals (0): 0
 SSP (-): 4
 SSG (+): 8
 SPG (-): 3



Legend:	ENG	GK	SPG	SSG	SSP
Empty net goal	Goalkeeper	Shots past goal	Shots saved by goalkeeper	Shots saved by player	





Face-off Chart

争球表 / Statistiques des mises en jeu

DEN - ROC

1st PERIOD

	DEN		ROC		Neutral zone		DEN		ROC		Total wins all zones				
	Def. zone	Att. zone	Def. zone	Att. zone	Att. zone	Def. zone	Att. zone	Def. zone							
	- 93	+ 94	+ 51	- 87	+ 93	- 15	+ 93	- 15	- 51	+ 94	<table border="1"> <thead> <tr> <th>DEN</th> <th>ROC</th> </tr> </thead> <tbody> <tr> <td>7 / 47%</td> <td>8 / 53%</td> </tr> </tbody> </table>	DEN	ROC	7 / 47%	8 / 53%
DEN	ROC														
7 / 47%	8 / 53%														
	+ 33	- 11	+ 93	- 15	+ 33	- 87	- 51	+ 94	- 51	+ 87					
	+ 33	- 11	+ 40	- 15	+ 33	- 87	- 51	+ 94	- 51	+ 87					
	- 33	+ 55	- 40	+ 15	+ 40	- 15	- 51	+ 94	- 51	+ 87					
	- 93	+ 25	- 40	+ 15	- 40	+ 15	- 51	+ 94	- 51	+ 87					
	- 93	+ 25	- 40	+ 11	- 40	+ 11	- 51	+ 94	- 51	+ 87					
Total wins / period	2 / 40%	3 / 60%	4 / 67%	2 / 33%	1 / 25%	3 / 75%									

2nd PERIOD

	DEN		ROC		Neutral zone		DEN		ROC		Total wins all zones				
	Def. zone	Att. zone	Def. zone	Att. zone	Att. zone	Def. zone	Att. zone	Def. zone							
	+ 33	- 55	+ 51	- 87	+ 93	- 11	+ 93	- 11	- 51	+ 15	<table border="1"> <thead> <tr> <th>DEN</th> <th>ROC</th> </tr> </thead> <tbody> <tr> <td>6 / 35%</td> <td>11 / 65%</td> </tr> </tbody> </table>	DEN	ROC	6 / 35%	11 / 65%
DEN	ROC														
6 / 35%	11 / 65%														
	- 33	+ 55	- 51	+ 15	+ 93	- 87	+ 93	- 87	- 51	+ 15					
	+ 51	- 55	- 40	+ 87	- 51	+ 11	- 51	+ 15	- 51	+ 15					
	- 51	+ 55	- 51	+ 11	- 51	+ 11	- 51	+ 15	- 51	+ 15					
	- 33	+ 55	- 40	+ 55	- 40	+ 55	- 51	+ 15	- 51	+ 15					
	+ 40	- 25	- 40	+ 55	- 40	+ 55	- 51	+ 15	- 51	+ 15					
	- 33	+ 15	- 40	+ 55	- 40	+ 55	- 51	+ 15	- 51	+ 15					
	- 51	+ 15	- 40	+ 55	- 40	+ 55	- 51	+ 15	- 51	+ 15					
	- 51	+ 55	- 40	+ 55	- 40	+ 55	- 51	+ 15	- 51	+ 15					
Total wins / period	3 / 33%	6 / 67%	1 / 20%	4 / 80%	2 / 67%	1 / 33%									

3rd PERIOD

	DEN		ROC		Neutral zone		DEN		ROC		Total wins all zones				
	Def. zone	Att. zone	Def. zone	Att. zone	Att. zone	Def. zone	Att. zone	Def. zone							
	+ 40	- 15	+ 51	- 55	- 51	+ 25	- 51	+ 25	+ 51	- 55	<table border="1"> <thead> <tr> <th>DEN</th> <th>ROC</th> </tr> </thead> <tbody> <tr> <td>14 / 64%</td> <td>8 / 36%</td> </tr> </tbody> </table>	DEN	ROC	14 / 64%	8 / 36%
DEN	ROC														
14 / 64%	8 / 36%														
	+ 33	- 55	+ 93	- 25	+ 51	- 55	+ 51	- 55	+ 51	- 55					
	- 51	+ 55	+ 33	- 15	+ 33	- 11	+ 51	- 11	+ 51	- 11					
	+ 51	- 15	+ 33	- 15	+ 33	- 15	- 93	+ 15	- 93	+ 15					
	+ 93	- 11	- 51	+ 25	- 51	+ 25	- 93	+ 94	- 93	+ 94					
	- 93	+ 25	+ 33	- 15	+ 33	- 15	- 51	+ 55	- 51	+ 55					
	+ 51	- 15	- 51	+ 25	- 51	+ 25	+ 93	- 15	+ 93	- 15					
	+ 51	- 15	- 51	+ 25	- 51	+ 25	- 51	+ 11	- 51	+ 11					
	+ 51	- 15	- 51	+ 25	- 51	+ 25	- 51	+ 11	- 51	+ 11					
Total wins / period	6 / 75%	2 / 25%	5 / 83%	1 / 17%	3 / 38%	5 / 62%									

TOTAL

	DEN		ROC		Neutral zone		DEN		ROC		Total wins all zones			
	Def. zone	Att. zone	Def. zone	Att. zone	Att. zone	Def. zone	Att. zone	Def. zone						
Total wins / game	11 / 50%	11 / 50%	10 / 59%	7 / 41%	6 / 40%	9 / 60%			<table border="1"> <thead> <tr> <th>DEN</th> <th>ROC</th> </tr> </thead> <tbody> <tr> <td>27 / 50%</td> <td>27 / 50%</td> </tr> </tbody> </table>		DEN	ROC	27 / 50%	27 / 50%
DEN	ROC													
27 / 50%	27 / 50%													



HEAD TO HEAD

		ROC										
No.		11	15	25	55	87	94	Tot.	wins DEN	Dz	Nz	Az
DEN	33	2 - 0	3 - 1		2 - 3	1 - 0		12	8 67%	4 50%	4 100%	
	40	0 - 1	2 - 1	1 - 0	0 - 1	0 - 1		7	3 43%	2 100%	1 20%	
	51	1 - 2	3 - 3	0 - 2	3 - 4	2 - 1	0 - 2	23	9 39%	4 50%	3 50%	2 22%
	93	2 - 0	3 - 1	1 - 2		1 - 0	0 - 2	12	7 58%	1 25%	2 100%	4 67%
Tot.		8	17	6	13	6	4	54	27 50%	11 50%	10 59%	6 40%
wins ROC		3 38%	6 35%	4 67%	8 62%	2 33%	4 100%	27 50%				
Dz		1 33%	2 50%	1 100%	1 50%	1 50%	3 100%	9 60%				
Nz		2 100%	2 29%	1 50%	1 50%	1 25%		7 41%				
Az		0 0%	2 33%	2 67%	6 67%		1 100%	11 50%				

Legend:

Az Attacking zone Dz Defending zone No. Jersey number Nz Neutral zone Tot. Total face-offs played



Line-Ups

阵容 / Composition des équipes

CZE - SUI

Referees

5 ANSONS Andris (LAT) , 27 BRUGGEMAN Andrew (USA)

Linespersons

75 LAZAREV Gleb (RUS) , 68 McCRANK Dustin (CAN)

Goalkeepers

Team: CZE

No. Name

11 HRUBEC Simon
32 BARTOSAK Patrik

Team Line-ups

Team: CZE (Red)

No. Pos. Name

65	D	MOZIK	Vojtech
88	D	SULAK	Libor
38	F	HYKA	Tomas
45	F	SEDLAK	Lukas
46	F	KREJCI	David +A

5	D	JERABEK	Jakub +A
84	D	KUNDRATEK	Tomas
10	F	CERVENKA	Roman +C
43	F	KOVAR	Jan
44	F	STRANSKY	Matej

3	D	KNOT	Ronald
31	D	KLOK	Lukas
17	F	SOBOTKA	Vladimir
25	F	LENC	Radan
26	F	REPIK	Michal

9	D	SKLENICKA	David
13	F	SMEJKAL	Jiri
20	F	ZOHORNA	Hynek
67	F	FROLIK	Michael
79	F	ZOHORNA	Tomas

Head Coach: PESAN Filip

NOT DRESSED:

6 D MUSIL David
35 GK WILL Roman
52 F SPACEK Michael

Team: SUI

No. Name

20 BERRA Reto
63 GENONI Leonardo

Team: SUI (White)

No. Pos. Name

16	D	DIAZ	Raphael +C
25	D	MULLER	Mirco
10	F	AMBUHL	Andres
15	F	HOFMANN	Gregory
71	F	CORVI	Enzo

38	D	FRICK	Lukas
65	D	UNTERSANDER	Ramon +A
70	F	HOLLENSTEIN	Denis
85	F	ANDRIGHETTO	Sven
92	F	HAAS	Gaetan

6	D	WEBER	Yannick
55	D	LOEFFEL	Romain
61	F	HERZOG	Fabrice
83	F	VERMIN	Joel
88	F	BERTSCHY	Christoph

2	D	ALATALO	Santeri
45	D	FORA	Michael
79	F	THURKAUF	Calvin
82	F	MOSER	Simon +A
87	F	MOTTET	Killian

Head Coach: FISCHER Patrick

NOT DRESSED:

26 GK AESCHLIMANN Sandro
59 F SIMION Dario
62 F MALGIN Denis

Legend:

+A	Assistant Captain	+C	Captain	D	Defender	F	Forward
No.	Jersey number	Pos.	Position				



Graphical Line-ups

阵容图 / Alignments

CZE - SUI

Referees

5 ANSONS Andris (LAT) , 27 BRUGGEMAN Andrew (USA)

Linespersons

75 LAZAREV Gleb (RUS) , 68 McCRANK Dustin (CAN)

Team: CZE - Czech Republic (Red)

Head Coach: PESAN Filip

S1 11 HRUBEC Simon		
32 BARTOSAK Patrik		
S3 88 SULAK Libor	S2 65 MOZIK Vojtech	
S5 45 SEDLAK Lukas	S6 46 KREJCI David +A	S4 38 HYKA Tomas
5 JERABEK Jakub +A		84 KUNDRATEK Tomas
10 CERVENKA Roman +C	43 KOVAR Jan	44 STRANSKY Matej
31 KLOK Lukas		3 KNOT Ronald
25 LENC Radan	17 SOBOTKA Vladimir	26 REPIK Michal
9 SKLENICKA David		67 FROLIK Michael
20 ZOHORNA Hynek	79 ZOHORNA Tomas	13 SMEJKAL Jiri

Team: SUI - Switzerland (White)

Head Coach: FISCHER Patrick

S1 63 GENONI Leonardo		
20 BERRA Reto		
25 MULLER Mirco		16 DIAZ Raphael +C
15 HOFMANN Gregory	71 CORVI Enzo	10 AMBUHL Andres
S2 38 FRICK Lukas	S3 65 UNTERSANDER Ramon +A	
S4 70 HOLLENSTEIN Denis	S6 92 HAAS Gaetan	S5 85 ANDRIGHETTO Sven
55 LOEFFEL Romain		6 WEBER Yannick
61 HERZOG Fabrice	88 BERTSCHY Christoph	83 VERMIN Joel
2 ALATALO Santeri		45 FORA Michael
82 MOSER Simon +A	79 THURKAUF Calvin	87 MOTTET Killian

Legend:

+A Assistant Captain +C Captain Sn Starting position



Game Summary

比赛总结 / Résumé du match

CZE - SUI 2 - 1 (1 - 1, 0 - 0, 0 - 0, 0 - 0, 1 - 0)

Spectators	Referees	Linespersons
834	5 ANSONS Andris (LAT) , 27 BRUGGEMAN Andrew (USA)	75 LAZAREV Gleb (RUS) , 68 McCRANK Dustin (CAN)

Team Statistics

Period	Score	SVS	SOG	PIM	TPP	PPG	SHG
1	1 : 1	6 : 12	13 : 7	4 : 2	02:00 : 03:38	0 : 1	0 : 0
2	0 : 0	11 : 9	9 : 11	4 : 2	00:00 : 02:00	0 : 0	0 : 0
3	0 : 0	5 : 11	11 : 5	2 : 0	00:00 : 02:00	0 : 0	0 : 0
OT	0 : 0	2 : 2	2 : 2	0 : 0	00:00 : 00:00	0 : 0	0 : 0
PSS	1 : 0	0 : 0	1 : 0	0 : 0	00:00 : 00:00	0 : 0	0 : 0
Total	2 : 1	24 : 34	36 : 25	10 : 4	02:00 : 07:38	0 : 1	0 : 0

1st Period

Action	Time	ET/Res	Team	Type	No.	Name	(G)	Name of Assistant(s) / Action Description
GK	00:00		SUI		63	GENONI L		- Goalkeeper in
GK	00:00		CZE		11	HRUBEC S		- Goalkeeper in
Penalty	02:27	04:27	SUI	2 min.	16	DIAZ R		- Interference
Goal	04:33	1 : 0	CZE	EQ	13	SMEJKAL J	(1)	31 KLOK L On Ice CZE 11 3 13 20 31 79 20 ZOHORNA H SUI 63 6 10 16 25 61
Penalty	06:56	08:34	CZE	2 min.	45	SEDLAK L		- Tripping
Goal	08:34	1 : 1	SUI	PP1	92	HAAS G	(1)	85 ANDRIGHETTO S On Ice CZE 11 13 26 84 88 SUI 63 2 15 70 85 92 *
Penalty	13:01	15:01	CZE	2 min.	43	KOVAR J		- Hooking

2nd Period

Action	Time	ET/Res	Team	Type	No.	Name	(G)	Name of Assistant(s) / Action Description
Penalty	26:00	28:00	CZE	2 min.	17	SOBOTKA V		- Roughing
Penalty	26:00	28:00	SUI	2 min.	83	VERMIN J		- Roughing
Penalty	32:56	34:56	CZE	2 min.	84	KUNDRATEK T		- Tripping

3rd Period

Action	Time	ET/Res	Team	Type	No.	Name	(G)	Name of Assistant(s) / Action Description
Penalty	52:27	54:27	CZE	2 min.	88	SULAK L		- High Sticking

Overtime

No game actions in this period

Action	Time	ET/Res	Team	Type	No.	Name	(G)	Name of Assistant(s) / Action Description
GK	65:00		CZE					11 HRUBEC S - Goalkeeper out
GK	65:00		SUI					63 GENONI L - Goalkeeper out

Penalty-Shot Shootout

Action	Time	Result	Team	No.	Name	(G)	Action Description	Goalkeeper
		0 : 0	SUI	10	AMBUHL A		- Saved by the goalkeeper	11 HRUBEC S (CZE)
		1 : 0	CZE	46	KREJCI D		- Scored	63 GENONI L (SUI)
		1 : 0	SUI	85	ANDRIGHETTO S		- Saved by the goalkeeper	11 HRUBEC S (CZE)
		1 : 0	CZE	45	SEDLAK L		- Saved by the goalkeeper	63 GENONI L (SUI)
		1 : 0	SUI	71	CORVI E		- Saved by the goalkeeper	11 HRUBEC S (CZE)
		1 : 0	CZE	43	KOVAR J		- Saved by the goalkeeper	63 GENONI L (SUI)
		1 : 0	SUI	88	BERTSCHY C		- Lost the puck	11 HRUBEC S (CZE)
		1 : 0	CZE	26	REPIK M		- Saved by the goalkeeper	63 GENONI L (SUI)
		1 : 0	SUI	92	HAAS G		- Saved by the goalkeeper	11 HRUBEC S (CZE)
GWG	65:00	1 : 0	CZE	46	KREJCI D			



Head Coach : FISCHER Patrick		Shots on Goal										Time on Ice												
No.	Pos.	Name	G	A	P	PIM	FO+	FO-	FO+/-	FO%	1	2	3	OT	TS	+/-	1	2	3	OT	TOT	SHF	AVG	
63	GK	GENONI Leonardo	0	0	0	0					0	0	0	0	0									
Total			1	1	2	4	31	34	-3	47.69	7	11	5	2	25									

Group B

R	Team	GP	W	OTW	OTL	L	GDF	GF:GA	PTS
1	ROC	2	2	0	0	0	+3	3 : 0	6
2	DEN	2	1	0	0	1	-1	2 : 3	3
3	CZE	2	0	1	0	1	0	3 : 3	2
4	SUI	2	0	0	1	1	-2	1 : 3	1

	CZE	DEN	ROC	SUI
CZE	*****	1:2	SAT 12 FEB 21:10	2:1
DEN	2:1	*****	0:2	SAT 12 FEB 21:10
ROC	SAT 12 FEB 21:10	2:0	*****	1:0
SUI	1:2	SAT 12 FEB 21:10	0:1	*****

Legend:

(G) Goals in tournament	* Does not count for Plus/minus	+/- Plus/minus net	+A Assistant Captain
+C Captain	A Assists	AVG Average time on ice / shift	D Defender
EQ Equal strength	ET/Res Penalty end time/Result of game	F Forward	FO% Face-offs won as percentage
FO+ Face-offs won	FO- Face-offs lost	FO+/- Face-offs net	G Goals
GA Goals against	GDF Goal difference	GF Goals for	GK Goalkeeper
GP Games played	GWG Game winning goal	L Losses	MIP Minutes in play (GK)
No. Jersey number	OT Overtime	OTL Overtime losses	OTW Overtime wins
P Points	PIM Penalties in minutes	Pos. Position	PP1 Power play - 1 player
PPG Power play goals	PSS Penalty-Shot Shootout	PTS Points	R Rank
SHF Number of shifts	SHG Shorthanded goals	SOG Shots on goal	SVS Saves
TOT Total	TTP Time on power play	TS Total shots	W Wins



National Indoor Stadium
 国家体育馆
 Palais national omnisports

FRI 11 FEB 2022
 Start Time 16:40

Ice Hockey
 冰球 / Hockey sur glace

Men

男子 / Hommes

Preliminary round - Group B, Game 8
 小组赛轮次 - B组, 比赛 8 / Tour préliminaire - Groupe B, Match 8



Shot Chart
 射门表 / Analyse des tirs

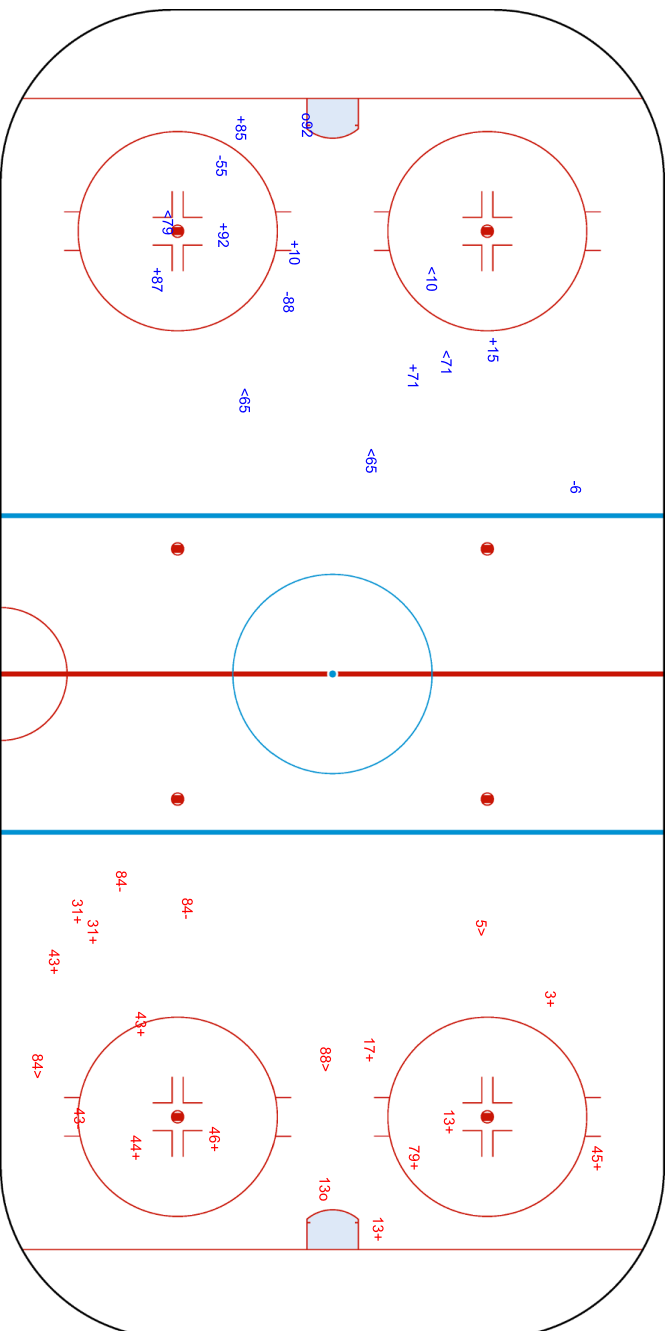
CZE - SUI

Shots by SUI
 Goals (G): 1
 SSP (-): 5
 SPG (-): 3

Shots by CZE
 Goals (G): 1
 SSP (-): 3
 SPG (-): 3

GK 11 of CZE
 092

GK 63 of SUI
 013





National Indoor Stadium
 国家体育馆
 Palais national omnisports

FRI 11 FEB 2022
 Start Time 16:40

Ice Hockey
 冰球 / Hockey sur glace



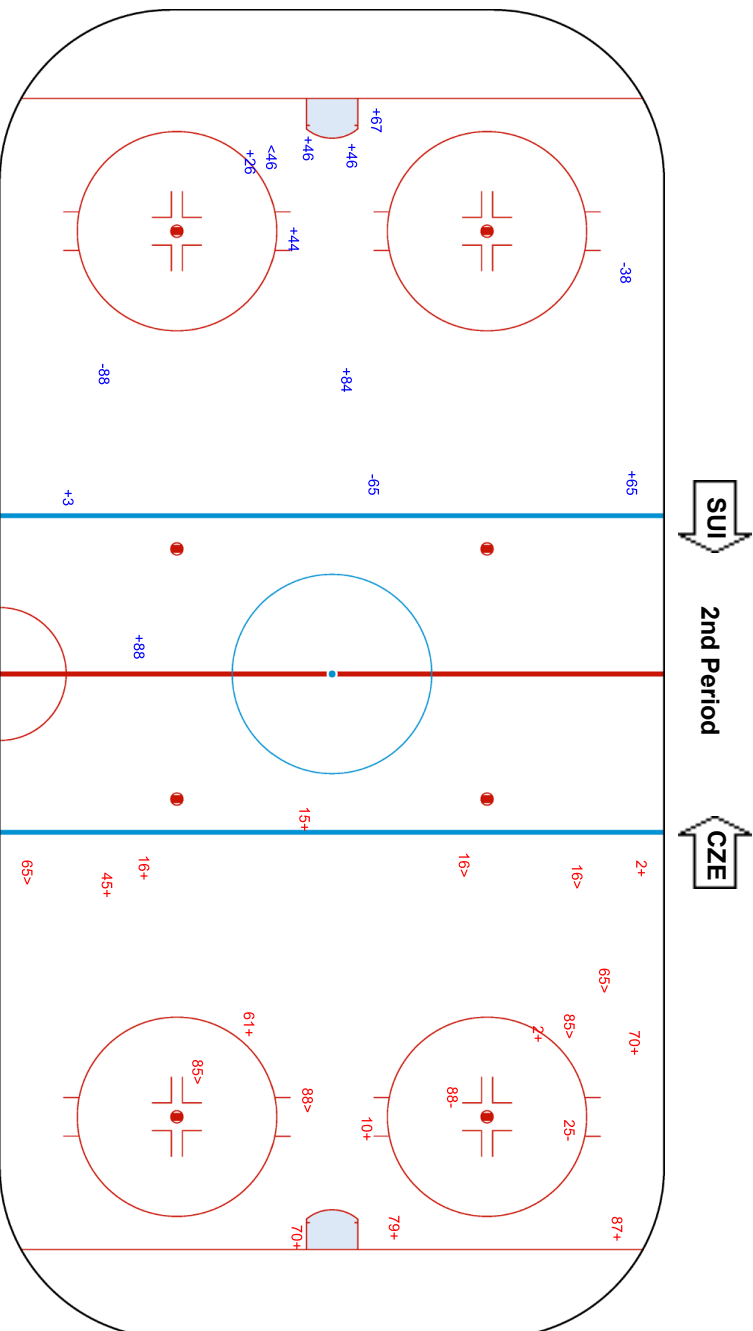
Preliminary round - Group B, Game 8
 男子 / Hommes
 小组赛轮次 - B组, 比赛 8 / Tour préliminaire - Groupe B, Match 8

Shots by CZE
 Goals (0): 0
 SSP (-): 1
 SSG (+): 9
 SPG (-): 3

Shots by SUI
 Goals (0): 0
 SSP (-): 7
 SSG (+): 11
 SPG (-): 2

GK 63 of SUI

GK 11 of CZE





National Indoor Stadium
 国家体育馆
 Palais national omnisports

FRI 11 FEB 2022
 Start Time 16:40

Ice Hockey
 冰球 / Hockey sur glace



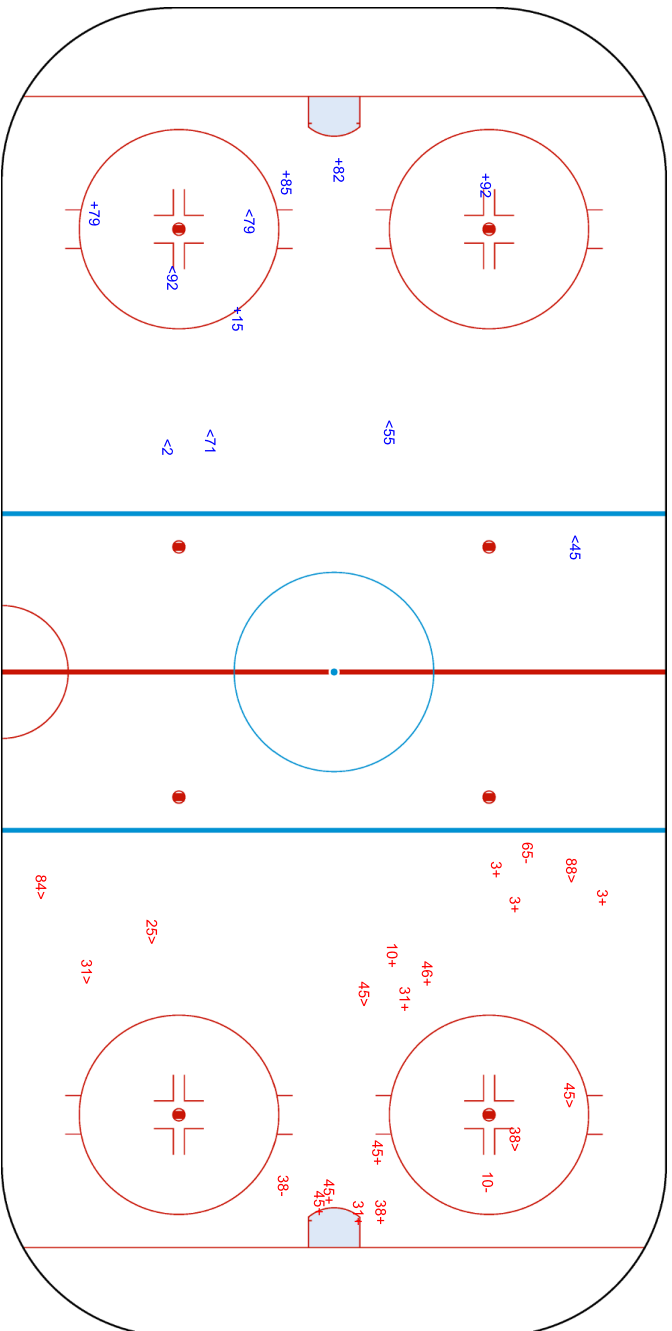
Preliminary round - Group B, Game 8
 男子 / Hommes
 小组赛轮次 - B组, 比赛 8 / Tour préliminaire - Groupe B, Match 8

Shots by SUI
 Goals (o): 0
 SSP (-): 6
 SSG (+): 5
 SPG (-): 0

Shots by CZE
 Goals (o): 0
 SSP (-): 7
 SSG (+): 11
 SPG (-): 3

GK 11 of CZE

GK 63 of SUI





National Indoor Stadium
 国家体育馆
 Palais national omnisports

FRI 11 FEB 2022
 Start Time 16:40

Ice Hockey
 冰球 / Hockey sur glace
Men
 男子 / Hommes

Preliminary round - Group B, Game 8
 小组赛轮次 - B组, 比赛 8 / Tour préliminaire - Groupe B, Match 8



Shots by SUI
 Goals (0): 0
 SSP (-): 0

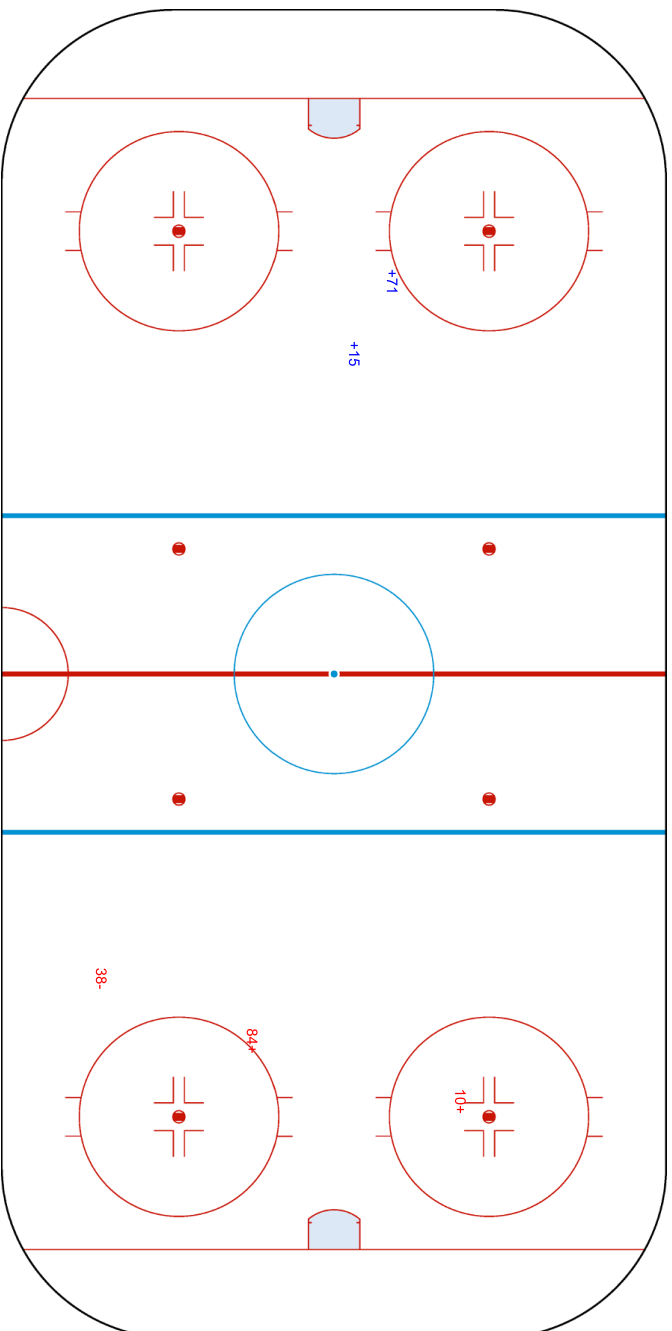
Shots by CZE
 Goals (0): 0
 SSP (-): 0

SSG (+): 2
 SPG (-): 0

SSG (+): 2
 SPG (-): 1

GK 11 of CZE

GK 63 of SUI



Legend:	GK	Goalkeeper	SPG	Shots past goal	SSG	Shots saved by goalkeeper	SSP	Shots saved by player
---------	----	------------	-----	-----------------	-----	---------------------------	-----	-----------------------



Face-off Chart

争球表 / Statistiques des mises en jeu

CZE - SUI

1st PERIOD

	CZE		SUI		CZE		SUI		Total wins all zones
	Def. zone	Att. zone	Neutral zone	Neutral zone	Att. zone	Def. zone	Def. zone	Att. zone	
	+ 79	- 92	+ 46	- 92	+ 43	- 88			
	- 79	+ 71	- 79	+ 79	- 46	+ 71			
	+ 79	- 85	+ 43	- 92	+ 43	- 79			
	- 79	+ 92	+ 43	- 79	+ 46	- 88			
	- 79	+ 92	- 46	+ 88	- 43	+ 92			
			+ 46	- 88	- 43	+ 88			
			+ 46	- 83	- 17	+ 79			
Total wins / period	2 / 40%	3 / 60%	5 / 71%	2 / 29%	3 / 43%	4 / 57%	10 / 53%	9 / 47%	

2nd PERIOD

	CZE		SUI		CZE		SUI		Total wins all zones
	Def. zone	Att. zone	Neutral zone	Neutral zone	Att. zone	Def. zone	Def. zone	Att. zone	
	+ 46	- 92	+ 46	- 92	- 43	+ 79			
	- 45	+ 71	+ 17	- 88	- 17	+ 83			
	- 17	+ 79			- 79	+ 71			
	+ 17	- 88			+ 10	- 92			
	+ 46	- 92			+ 43	- 83			
	- 79	+ 92			- 79	+ 92			
	+ 46	- 85			- 46	+ 71			
	- 46	+ 79							
	+ 46	- 71							
Total wins / period	5 / 56%	4 / 44%	2 / 100%	0 / 0%	2 / 29%	5 / 71%	9 / 50%	9 / 50%	

3rd PERIOD

	CZE		SUI		CZE		SUI		Total wins all zones
	Def. zone	Att. zone	Neutral zone	Neutral zone	Att. zone	Def. zone	Def. zone	Att. zone	
	- 46	+ 71	+ 46	- 71	+ 46	- 88			
	+ 79	- 79	+ 43	- 79	- 43	+ 88			
	- 46	+ 71	- 46	+ 79	+ 46	- 83			
	- 43	+ 71	- 17	+ 92	+ 79	- 79			
	+ 46	- 92	+ 46	- 79	+ 46	- 92			
	+ 46	- 71	- 46	+ 92	+ 17	- 92			
	- 13	+ 88	+ 43	- 71	- 46	+ 71			
	+ 46	- 71	- 46	+ 79					
	- 17	+ 71							
	- 79	+ 71							
Total wins / period	4 / 40%	6 / 60%	4 / 50%	4 / 50%	5 / 71%	2 / 29%	13 / 52%	12 / 48%	

OVERTIME



	CZE	SUI	CZE	SUI	CZE	SUI	Total wins all zones	
	Def. zone	Att. zone	Neutral zone		Att. zone	Def. zone	CZE	SUI
	+ 46	- 71	+ 46	- 71	- 17	+ 79	2 / 67%	1 / 33%
Total wins / period	1 / 100%	0 / 0%	1 / 100%	0 / 0%	0 / 0%	1 / 100%		

TOTAL

	CZE	SUI	CZE	SUI	CZE	SUI	Total wins all zones	
	Def. zone	Att. zone	Neutral zone		Att. zone	Def. zone	CZE	SUI
	12 / 48%	13 / 52%	12 / 67%	6 / 33%	10 / 45%	12 / 55%	34 / 52%	31 / 48%
Total wins / game								

HEAD TO HEAD

No.	SUI						Tot.	wins CZE	Dz	Nz	Az
	71	79	83	85	88	92					
10						1 - 0	1	100%			100%
13					0 - 1		1	0%	0%		
17	0 - 1	0 - 3	0 - 1		2 - 0	1 - 1	9	33%	33%	50%	25%
43	1 - 1	3 - 1	1 - 0		1 - 2	1 - 1	12	58%	0%	100%	43%
45	0 - 1						1	0%	0%		
46	6 - 5	1 - 3	2 - 0	1 - 0	3 - 1	6 - 1	29	66%	73%	64%	57%
79	0 - 3	2 - 1		1 - 0		1 - 4	12	33%	38%	0%	33%
Tot.	18	14	4	2	10	17	65	34%	52%	48%	67%
wins SUI	11	8	1	0	4	7	31	61%	57%	25%	41%
Dz	4	3	1		2	2	12	100%	60%	33%	40%
Nz	0	3	0		1	2	6	0%	50%	0%	33%
Az	7	2		0	1	3	13	64%	67%		52%

Legend:

Az Attacking zone **Dz** Defending zone **No.** Jersey number **Nz** Neutral zone **Tot.** Total face-offs played



Line-Ups

阵容 / Composition des équipes

SWE - SVK

Referees

31 ROMASKO Yevgeni (RUS) , 15 SCHRADER Andre (GER)

Linespersons

79 OBWEGESER David (SUI) , 74 OLIVER Brian (USA)

Goalkeepers

Team: SWE

No. Name

31 JOHANSSON Lars
35 HELLBERG Magnus

Team: SVK

No. Name

24 RYBAR Patrik
30 TOMEK Matej

Team Line-ups

Team: SWE (Yellow)

No. Pos. Name

5	D	FANTENBERG Oscar
32	D	BENGTSSON Lukas
48	F	KLINGBERG Carl
58	F	LANDER Anton +C
86	F	BROME Mathias

2	D	FOLIN Christian
52	D	HOLM Philip
8	F	OLOFSSON Fredrik
23	F	WALLMARK Lucas
29	F	HOLMBERG Pontus

7	D	TOMMERNES Henrik +A
64	D	PUDAS Jonathan
15	F	RYDAHL Gustav
18	F	EVERBERG Dennis
95	F	de la ROSE Jacob

81	D	LENNSTROM Theodor
12	F	FRIBERG Max
16	F	KRUGER Marcus +A
42	F	NORDSTROM Joakim
59	F	JOHANSSON Linus

Head Coach: GARPENLOV Johan

NOT DRESSED:

33 D HULTSTROM Linus
34 F BRODIN Daniel
39 GK REIDEBORN Adam

Team: SVK (Blue)

No. Pos. Name

14	D	CERESNAK Peter +A
65	D	CAJKOVSKY Michal
13	F	JURCO Tomas
27	F	HRIVIK Marek +C
34	F	CEHLARIK Peter +A

5	D	NEMEC Simon
52	D	MARINCIN Martin
49	F	TAKAC Samuel
79	F	HUDACEK Libor
89	F	HOLESINSKY Adrian

22	D	KNAZKO Samuel
28	D	GERNAT Martin
12	F	KELEMEN Milos
19	F	KRISTOF Michal
25	F	ZUZIN Peter

44	D	ROSANDIC Mislav
20	F	SLAFKOVSKY Juraj
40	F	ROMAN Milos
87	F	REGENDA Pavol
88	F	POSPISIL Kristian

Head Coach: RAMSAY Craig

NOT DRESSED:

42 GK KONRAD Branislav
71 D DALOGA Marek

SUSPENDED:

56 F DANO Marko

Legend:

+A	Assistant Captain	+C	Captain	D	Defender	F	Forward
No.	Jersey number	Pos.	Position				



Graphical Line-ups
阵容图 / Alignments

SWE - SVK

Referees

31 ROMASKO Yevgeni (RUS) , 15 SCHRADER Andre (GER)

Linespersons

79 OBWEGESER David (SUI) , 74 OLIVER Brian (USA)

Team: SWE - Sweden (Yellow)

Head Coach: GARPENLOV Johan

31 JOHANSSON Lars		
S1 35 HELLBERG Magnus		
5 FANTENBERG Oscar	32 BENGTTSSON Lukas	
S6 86 BROME Mathias	S5 58 LANDER Anton +C	S4 48 KLINGBERG Carl
S3 52 HOLM Philip		S2 2 FOLIN Christian
29 HOLMBERG Pontus	23 WALLMARK Lucas	8 OLOFSSON Fredrik
7 TOMMERNES Henrik +A		64 PUDAS Jonathan
18 EVERBERG Dennis	95 de la ROSE Jacob	15 RYDAHL Gustav
81 LENNSTROM Theodor		59 JOHANSSON Linus
42 NORDSTROM Joakim	16 KRUGER Marcus +A	12 FRIBERG Max

Team: SVK - Slovakia (Blue)

Head Coach: RAMSAY Craig

S1 30 TOMEK Matej		
24 RYBAR Patrik		
S3 65 CAJKOVSKY Michal		S2 14 CERESNAK Peter +A
S6 34 CEHLARIK Peter +A	S5 27 HRIVIK Marek +C	S4 13 JURCO Tomas
52 MARINCIN Martin		5 NEMEC Simon
49 TAKAC Samuel	79 HUDACEK Libor	89 HOLESINSKY Adrian
22 KNAZKO Samuel		28 GERNAT Martin
12 KELEMEN Milos	19 KRISTOF Michal	25 ZUZIN Peter
44 ROSANDIC Mislav		88 POSPISIL Kristian
20 SLAFKOVSKY Juraj	40 ROMAN Milos	87 REGENDA Pavol

Legend:

+A Assistant Captain **+C** Captain **Sn** Starting position



Game Summary

比赛总结 / Résumé du match

SWE - SVK 4 - 1 (3 - 0, 0 - 0, 1 - 1)

Spectators	Referees	Linespersons
653	31 ROMASKO Yevgeni (RUS), 15 SCHRADER Andre (GER)	79 OBWEGESER David (SUI), 74 OLIVER Brian (USA)

Team Statistics

Period	Score	SVS	SOG	PIM	TPP	PPG	SHG
1	3 : 0	14 : 9	12 : 14	0 : 4	02:15 : 00:00	1 : 0	0 : 0
2	0 : 0	16 : 9	9 : 16	10 : 4	00:13 : 05:22	0 : 0	0 : 0
3	1 : 1	10 : 7	8 : 11	2 : 4	04:00 : 02:38	0 : 0	0 : 0
Total	4 : 1	40 : 25	29 : 41	12 : 12	06:28 : 08:00	1 : 0	0 : 0

1st Period

Action	Time	ET/Res	Team	Type	No.	Name	(G)	Name of Assistant(s) / Action Description
GK	00:00		SVK		30	TOMEK M		- Goalkeeper in
GK	00:00		SWE		35	HELLBERG M		- Goalkeeper in
Goal	11:22	1 : 0	SWE	EQ	42	NORDSTROM J	(1)	32 BENGTTSSON L On Ice SWE 35 5 12 16 32 42 12 FRIBERG M SVK 30 5 49 52 79 89
Penalty	16:56	18:10	SVK	2 min.	27	HRIVIK M		- Hooking
Penalty	17:11	19:11	SVK	2 min.	44	ROSANDIC M		- Delaying the Game
Goal	18:10	2 : 0	SWE	PP2	23	WALLMARK L	(3)	64 PUDAS J On Ice SWE 35 7 23 48 58 64 7 TOMMERNES H SVK 30 14 40 52 *
Goal	19:55	3 : 0	SWE	EQ	12	FRIBERG M	(1)	52 HOLM P On Ice SWE 35 2 12 16 42 52 42 NORDSTROM J SVK 30 13 14 22 27 34

2nd Period

Action	Time	ET/Res	Team	Type	No.	Name	(G)	Name of Assistant(s) / Action Description
GK	20:00		SVK		24	RYBAR P		- Goalkeeper in 30 TOMEK M - Goalkeeper out
Penalty	21:08	23:08	SWE	2 min.	42	NORDSTROM J		- Hooking
Penalty	30:21	32:21	SWE	2 min.	64	PUDAS J		- Holding an opponent
Penalty	35:15	37:15	SWE	2 min.	81	LENNSTROM T		- Roughing
Penalty	35:15	37:15	SVK	2 min.	12	KELEMEN M		- Roughing
Penalty	37:14	39:14	SVK	2 min.	5	NEMEC S		- Tripping
Penalty	37:27	39:27	SWE	2 min.	23	WALLMARK L		- Slashing
Penalty	38:38	40:38	SWE	2 min.	42	NORDSTROM J		- Slashing

3rd Period

Action	Time	ET/Res	Team	Type	No.	Name	(G)	Name of Assistant(s) / Action Description
Penalty	41:21	43:21	SVK	2 min.	87	REGENDA P		- High Sticking
Penalty	41:21	45:21	SVK	2 min.	87	REGENDA P		- High Sticking
Penalty	51:05	53:05	SWE	2 min.	52	HOLM P		- Holding the Stick
GK	57:22		SVK					24 RYBAR P - Goalkeeper out
Time-out	57:28		SVK					
Goal	57:44	4 : 0	SWE	EQ ENG	48	KLINGBERG C	(1)	58 LANDER A On Ice SWE 35 7 48 58 64 86 86 BROME M SVK 13 14 27 34 65 79
GK	57:44		SVK		24	RYBAR P		- Goalkeeper in
Goal	58:18	4 : 1	SVK	EQ	20	SLAFKOVSKY J	(3)	5 NEMEC S On Ice SWE 35 2 8 23 29 81 SVK 24 5 20 40 52 87
GK	59:17		SVK					24 RYBAR P - Goalkeeper out
GK	60:00		SWE					35 HELLBERG M - Goalkeeper out

Goalkeeper Records

Team : SWE - Sweden

No.	Name	SOG	SVS	MIP
35	HELLBERG Magnus	41	40	60:00
31	JOHANSSON Lars			

Team : SVK - Slovakia

No.	Name	SOG	SVS	MIP
24	RYBAR Patrik	16	16	38:55
30	TOMEK Matej	12	9	20:00

Game Statistics



Team : SWE (Yellow)

Head Coach : GARPENLOV Johan

No.	Pos.	Name	G	A	P	PIM	FO+	FO-	FO+/-	FO%	Shots on Goal				+/-	Time on Ice						
											1	2	3	OT		TS	1	2	3	OT	TOT	SHF
5	D	FANTENBERG Oscar	0	0	0	0	0	0	0	0.00	2	0	1	3	+1	5:44	5:49	5:56	17:29	22	0:47	
32	D	BENGTSSON Lukas	0	1	1	0	0	0	0	0.00	0	1	0	1	+1	5:43	4:48	5:38	16:09	24	0:40	
48	F	KLINGBERG Carl	1	0	1	0	0	0	0	0.00	3	1	2	6	+1	6:37	6:16	4:46	17:39	24	0:44	
58	F	LANDER Anton +C	0	1	1	0	12	11	1	52.17	1	1	1	3	+1	7:21	7:01	5:12	19:34	26	0:45	
86	F	BROME Mathias	0	1	1	0	0	0	0	0.00	1	0	0	1	+1	4:04	4:40	4:15	12:59	19	0:41	
2	D	FOLIN Christian	0	0	0	0	0	0	0	0.00	0	1	0	1	0	6:04	8:38	5:42	20:24	32	0:38	
8	F	OLOFSSON Fredrik	0	0	0	0	0	1	-1	0.00	0	0	1	1	-1	4:44	2:21	4:53	11:58	16	0:44	
23	F	WALLMARK Lucas	1	0	1	2	7	3	4	70.00	1	1	0	2	-1	8:02	3:21	4:56	16:19	24	0:40	
29	F	HOLMBERG Pontus	0	0	0	0	0	0	0	0.00	0	0	0	0	-1	4:11	1:32	3:41	9:24	13	0:43	
52	D	HOLM Philip	0	1	1	2	0	0	0	0.00	0	0	0	0	+1	6:41	5:30	5:15	17:26	29	0:36	
7	D	TOMMERNES Henrik +A	0	1	1	0	0	0	0	0.00	1	0	0	1	+1	7:56	5:45	6:55	20:36	31	0:39	
15	F	RYDAHL Gustav	0	0	0	0	1	0	1	100.00	0	1	0	1	0	3:14	2:11	1:49	7:14	13	0:33	
18	F	EVERBERG Dennis	0	0	0	0	0	0	0	0.00	0	0	0	0	0	3:54	3:41	4:34	12:09	23	0:31	
64	D	PUDAS Jonathan	0	1	1	2	0	0	0	0.00	1	0	0	1	+1	7:27	5:18	6:08	18:53	31	0:36	
95	F	de la ROSE Jacob	0	0	0	0	2	3	-1	40.00	0	2	1	3	0	3:50	5:04	5:30	14:24	24	0:36	
12	F	FRIBERG Max	1	1	2	0	1	1	0	50.00	1	0	1	2	+2	4:38	3:53	4:38	13:09	23	0:34	
16	F	KRUGER Marcus +A	0	0	0	0	9	2	7	81.82	0	1	0	1	+2	4:03	5:48	3:21	13:12	24	0:33	
42	F	NORDSTROM Joakim	1	1	2	4	0	0	0	0.00	1	0	0	1	+2	4:07	3:40	4:37	12:24	22	0:33	
59	F	JOHANSSON Linus	0	0	0	0	2	0	2	100.00	0	0	1	1	0	1:01	1:04	4:17	6:22	9	0:42	
81	D	LENNSTROM Theodor	0	0	0	2	0	0	0	0.00	0	0	0	0	-1	0:00	4:02	4:11	8:13	13	0:37	
31	GK	JOHANSSON Lars	0	0	0	0	0	0	0	0	0	0	0	0	0	0	0	0	0	0	0	0
35	GK	HELLBERG Magnus	0	0	0	0	0	0	0	0	0	0	0	0	0	0	0	0	0	0	0	0
Total			4	8	12	12	34	21	13	61.82	12	9	8	29								

Team : SVK (Blue)

Head Coach : RAMSAY Craig

No.	Pos.	Name	G	A	P	PIM	FO+	FO-	FO+/-	FO%	Shots on Goal				+/-	Time on Ice						
											1	2	3	OT		TS	1	2	3	OT	TOT	SHF
13	F	JURCO Tomas	0	0	0	0	0	0	0	0.00	1	2	1	4	-2	5:20	6:33	6:03	17:56	24	0:44	
14	D	CERESNAK Peter +A	0	0	0	0	0	0	0	0.00	1	1	1	3	-2	6:02	5:41	7:29	19:12	26	0:44	
27	F	HRIVIK Marek +C	0	0	0	2	12	11	1	52.17	3	1	0	4	-2	4:54	9:19	6:42	20:55	25	0:50	
34	F	CEHLARIK Peter +A	0	0	0	0	0	0	0	0.00	1	2	1	4	-2	4:51	9:24	6:59	21:14	26	0:49	
65	D	CAJKOVSKY Michal	0	0	0	0	0	0	0	0.00	1	0	0	1	-1	6:08	5:07	4:13	15:28	21	0:44	
5	D	NEMEC Simon	0	1	1	2	0	0	0	0.00	0	2	0	2	0	4:03	6:30	5:23	15:56	21	0:45	
49	F	TAKAC Samuel	0	0	0	0	0	1	-1	0.00	0	0	0	0	-1	3:32	3:37	3:05	10:14	14	0:43	
52	D	MARINCIN Martin	0	0	0	0	0	0	0	0.00	0	1	0	1	0	8:26	7:08	6:54	22:28	28	0:48	
79	F	HUDACEK Libor	0	0	0	0	1	3	-2	25.00	0	4	1	5	-2	3:59	5:29	4:27	13:55	16	0:52	
89	F	HOLESINSKY Adrian	0	0	0	0	0	1	-1	0.00	0	0	0	0	-1	3:38	4:17	3:15	11:10	15	0:44	
12	F	KELEMEN Milos	0	0	0	2	0	0	0	0.00	2	0	0	2	0	3:55	2:08	4:05	10:08	17	0:35	
19	F	KRISTOF Michal	0	0	0	0	3	6	-3	33.33	0	0	1	1	0	5:36	4:48	6:54	17:18	21	0:49	
22	D	KNAZKO Samuel	0	0	0	0	0	0	0	0.00	0	1	0	1	-1	4:37	3:20	5:27	13:24	19	0:42	
25	F	ZUZIN Peter	0	0	0	0	0	3	-3	0.00	0	2	0	2	0	4:57	4:59	3:57	13:53	17	0:49	
28	D	GERNAT Martin	0	0	0	0	0	0	0	0.00	2	0	2	4	0	5:53	3:29	4:49	14:11	20	0:42	
20	F	SLAFKOVSKY Juraj	1	0	1	0	0	0	0	0.00	2	0	3	5	+1	5:12	3:30	4:57	13:39	18	0:45	
40	F	ROMAN Milos	0	0	0	0	5	9	-4	35.71	1	0	0	1	+1	5:22	3:29	4:41	13:32	19	0:42	
44	D	ROSANDIC Mislav	0	0	0	2	0	0	0	0.00	0	0	0	0	0	4:57	3:05	2:47	10:49	17	0:38	
87	F	REGENDA Pavol	0	0	0	4	0	0	0	0.00	0	0	1	1	+1	4:41	2:37	4:30	11:48	18	0:39	
88	F	POSPISIL Kristian	0	0	0	0	0	0	0	0.00	0	0	0	0	0	0:00	1:37	0:00	1:37	1	1:37	
24	GK	RYBAR Patrik	0	0	0	0	0	0	0	0	0	0	0	0	0	0	0	0	0	0	0	0
30	GK	TOMEK Matej	0	0	0	0	0	0	0	0	0	0	0	0	0	0	0	0	0	0	0	0
Total			1	1	2	12	21	34	-13	38.18	14	16	11	41								



Group C

R	Team	GP	W	OTW	OTL	L	GDF	GF : GA	PTS
1	SWE	2	2	0	0	0	+4	7 : 3	6
2	FIN	1	1	0	0	0	+4	6 : 2	3
3	LAT	1	0	0	0	1	-1	2 : 3	0
4	SVK	2	0	0	0	2	-7	3 : 10	0

	FIN	LAT	SVK	SWE
FIN	*****	FRI 11 FEB 21:10	6:2	SUN 13 FEB 16:40
LAT	FRI 11 FEB 21:10	*****	SUN 13 FEB 12:10	2:3
SVK	2:6	SUN 13 FEB 12:10	*****	1:4
SWE	SUN 13 FEB 16:40	3:2	4:1	*****

Legend:

(G) Goals in tournament	* Does not count for Plus/minus	+/- Plus/minus net	+A Assistant Captain
+C Captain	A Assists	AVG Average time on ice / shift	D Defender
ENG Empty net goal	EQ Equal strength	ET/Res Penalty end time/Result of game	F Forward
FO% Face-offs won as percentage	FO+ Face-offs won	FO- Face-offs lost	FO+/- Face-offs net
G Goals	GA Goals against	GDF Goal difference	GF Goals for
GK Goalkeeper	GP Games played	L Losses	MIP Minutes in play (GK)
No. Jersey number	OT Overtime	OTL Overtime losses	OTW Overtime wins
P Points	PIM Penalties in minutes	Pos. Position	PP2 Power play - 2 players
PPG Power play goals	PTS Points	R Rank	SHF Number of shifts
SHG Shorthanded goals	SOG Shots on goal	SVS Saves	TOT Total
TPP Time on power play	TS Total shots	W Wins	



Shot Chart
射门表 / Analyse des tirs

SWE - SVK



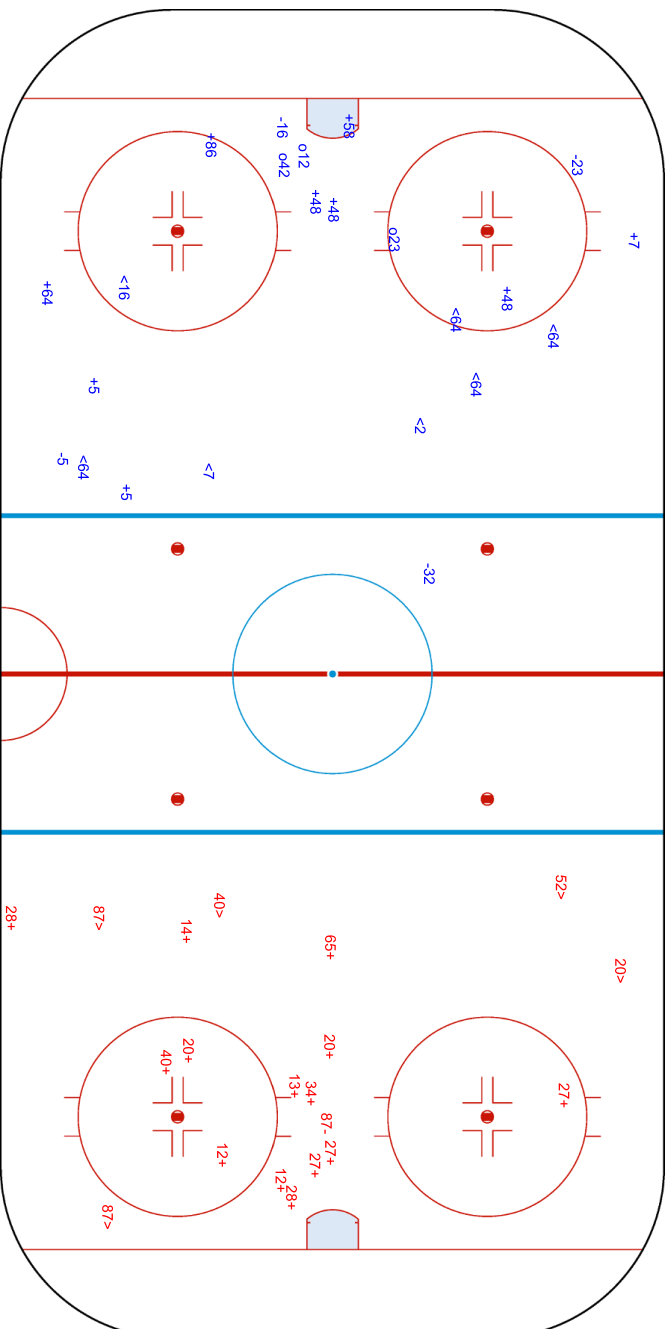
1st Period



Shots by SWE Goals (0): 3 SSP (-): 7 SSG (+): 9 SPG (-): 4

012	042	023
-----	-----	-----

GK 30 of SVK



Shots by SVK Goals (0): 0 SSP (-): 5 SSG (+): 14 SPG (-): 1

GK 35 of SWE



Wukesong Sports Centre
 五棵松体育中心
 Centre sportif de Wukesong

Ice Hockey
 冰球 / Hockey sur glace
Men
 男子 / Hommes



FRI 11 FEB 2022

Start Time 16:40

Preliminary round - Group C, Game 9

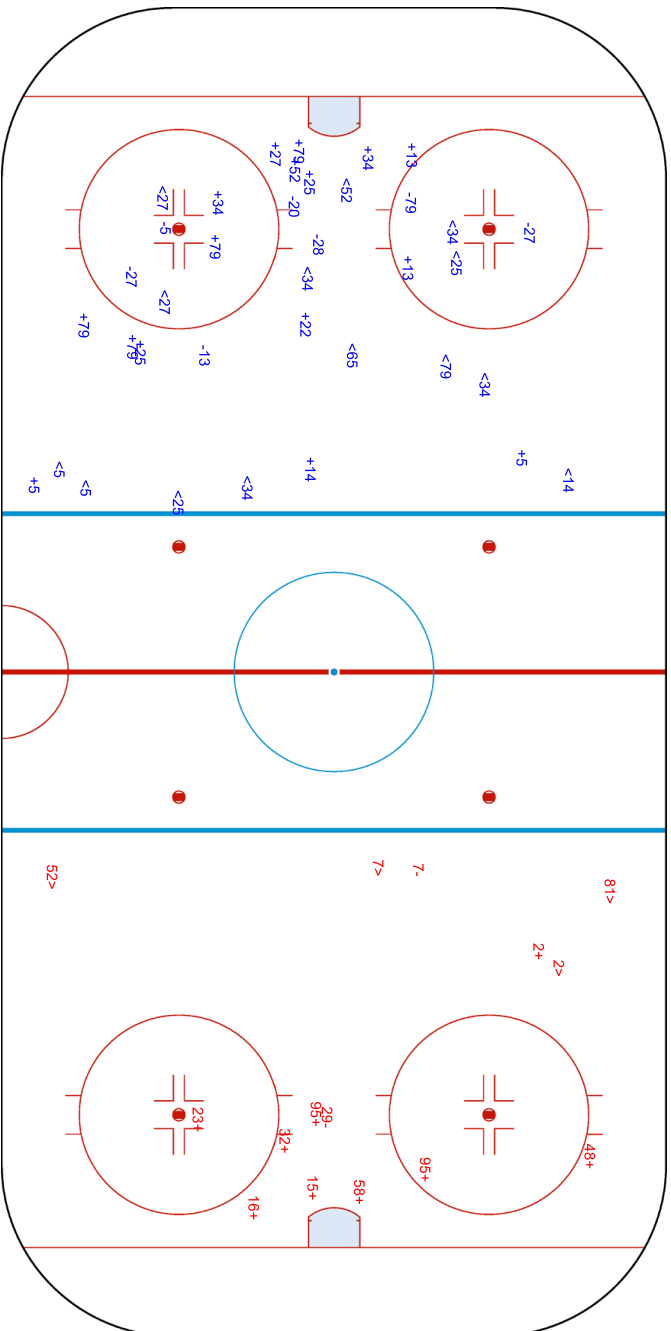
小组赛轮次 - C组 比赛 9 / Tour préliminaire - Groupe C, Match 9

Shots by SVK
 Goals (0): 0
 SSP (-): 14
 SSG (+): 16
 SPG (-): 7

Shots by SWE
 Goals (0): 0
 SSP (-): 4
 SSG (+): 9
 SPG (-): 2

GK 35 of SWE

GK 24 of SVK



GK 30 of SVK



Wukesong Sports Centre
 五棵松体育中心
 Centre sportif de Wukesong

FRI 11 FEB 2022
 Start Time 16:40

Ice Hockey
 冰球 / Hockey sur glace

Men
 男子 / Hommes

Preliminary round - Group C, Game 9
 小组赛轮次 - C组 比赛 9 / Tour préliminaire - Groupe C, Match 9



Shots by SWE
 Goals (0): 1
 SSP (-): 0

SSG (+): 7
 SPG (-): 4

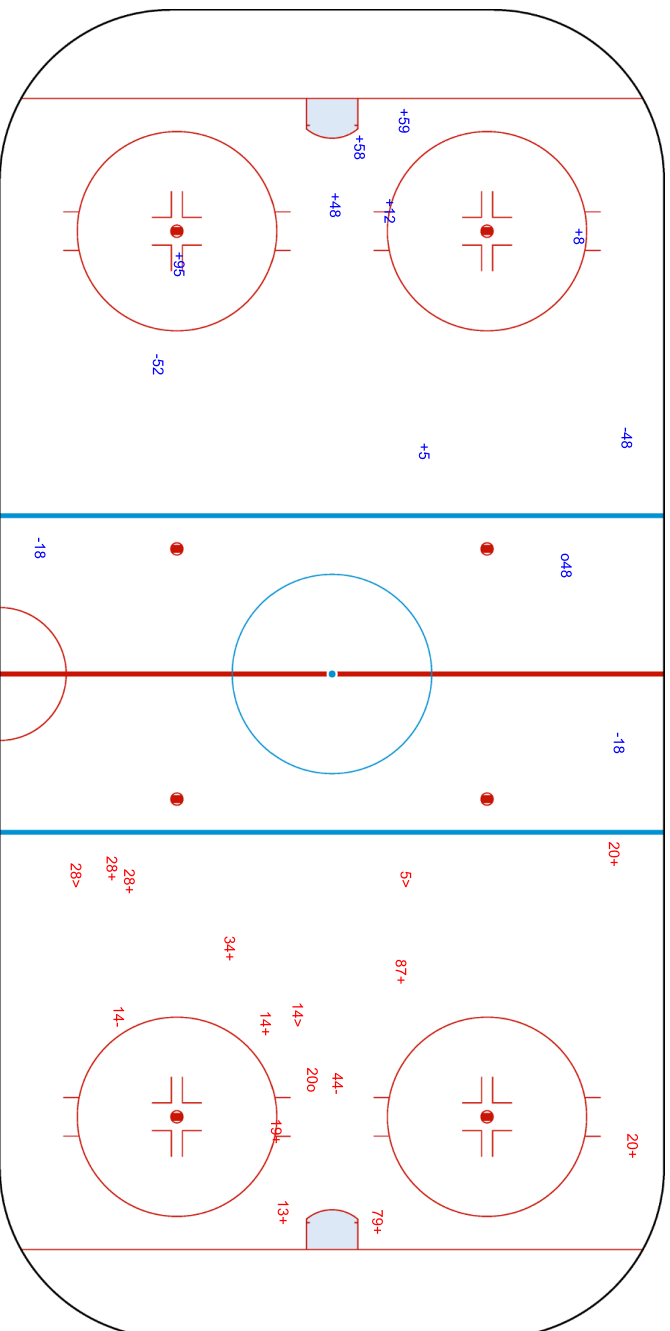
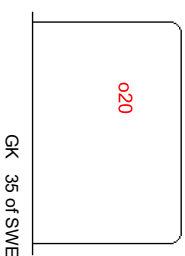
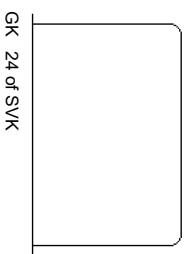


3rd Period



Shots by SVK
 Goals (0): 1
 SSP (-): 3

SSG (+): 10
 SPG (-): 2



Legend:	ENG	Empty net goal	GK	Goalkeeper	SPG	Shots past goal	SSG	Shots saved by goalkeeper	SSP	Shots saved by player
---------	-----	----------------	----	------------	-----	-----------------	-----	---------------------------	-----	-----------------------



Face-off Chart

争球表 / Statistiques des mises en jeu

SWE - SVK

1st PERIOD

	SWE		SVK		SWE		SVK		SWE		SVK		
	Def. zone	Att. zone	Neutral zone	Neutral zone	Att. zone	Def. zone	Att. zone	Def. zone	Att. zone	Def. zone			
	+ 16	- 19	- 58	+ 27	- 23	+ 40							
	- 95	+ 27	+ 16	- 79	+ 58	- 79							
	- 58	+ 27	- 23	+ 19	+ 23	- 19							
	- 58	+ 27	- 95	+ 27	+ 23	- 19							
	- 58	+ 27	+ 58	- 19	+ 58	- 27							
	- 58	+ 40	+ 15	- 27	+ 16	- 79							
					+ 58	- 40							
					+ 58	- 40							
					+ 58	- 40							
Total wins / period	1 / 17%	5 / 83%	3 / 50%	3 / 50%	8 / 89%	1 / 11%	Total wins all zones		12 / 57%	9 / 43%			

2nd PERIOD

	SWE		SVK		SWE		SVK		SWE		SVK		
	Def. zone	Att. zone	Neutral zone	Neutral zone	Att. zone	Def. zone	Att. zone	Def. zone	Att. zone	Def. zone			
	- 58	+ 40	+ 58	- 27	+ 23	- 25							
	+ 16	- 27	+ 95	- 25	+ 16	- 25							
	+ 58	- 40	+ 23	- 40	+ 23	- 19							
	+ 16	- 27			+ 95	- 19							
	+ 12	- 49			+ 58	- 40							
	- 58	+ 40											
	- 58	+ 27											
	+ 58	- 89											
	- 58	+ 19											
	+ 16	- 27											
	- 16	+ 27											
Total wins / period	6 / 55%	5 / 45%	3 / 100%	0 / 0%	5 / 100%	0 / 0%	Total wins all zones		14 / 74%	5 / 26%			

3rd PERIOD

	SWE		SVK		SWE		SVK		SWE		SVK		
	Def. zone	Att. zone	Neutral zone	Neutral zone	Att. zone	Def. zone	Att. zone	Def. zone	Att. zone	Def. zone			
	+ 16	- 40	- 16	+ 27	- 58	+ 40							
	+ 16	- 27	- 8	+ 27	- 95	+ 79							
	+ 58	- 40	+ 58	- 27	+ 23	- 27							
	- 58	+ 27	+ 23	- 40	- 23	+ 27							
	+ 59	- 27	- 12	+ 19									
	+ 59	- 27											
Total wins / period	5 / 83%	1 / 17%	2 / 40%	3 / 60%	1 / 25%	3 / 75%	Total wins all zones		8 / 53%	7 / 47%			

TOTAL



Total wins / game	SWE	SVK	SWE	SVK	SWE	SVK	Total wins all zones	
	Def. zone	Att. zone	Neutral zone		Att. zone	Def. zone	SWE	SVK
	12 / 52%	11 / 48%	8 / 57%	6 / 43%	14 / 78%	4 / 22%	34 / 62%	21 / 38%

HEAD TO HEAD

No.	SVK							Tot.	wins SWE	Dz	Nz	Az
	19	25	27	40	49	79	89					
8			0 - 1					1	0 0%		0 0%	
12	0 - 1				1 - 0			2	1 50%	1 100%	0 0%	
15			1 - 0					1	1 100%		1 100%	
16	1 - 0	1 - 0	4 - 2	1 - 0			2 - 0	11	9 82%	6 86%	1 50%	2 100%
23	3 - 1	1 - 0	1 - 1	2 - 1				10	7 70%		2 67%	5 71%
58	1 - 1		3 - 6	6 - 4			1 - 0	23	12 52%	3 25%	3 75%	6 86%
59			2 - 0					2	2 100%	2 100%		
95	1 - 0	1 - 0	0 - 2				0 - 1	5	2 40%	0 0%	1 50%	1 50%
Tot.	9	3	23	14	1	4	1	55	34 62%	12 52%	8 57%	14 78%
wins SVK	3 33%	0 0%	12 52%	5 36%	0 0%	1 25%	0 0%	21 38%				
Dz	0 0%	0 0%	1 33%	2 33%		1 33%		4 22%				
Nz	2 67%	0 0%	4 57%	0 0%		0 0%		6 43%				
Az	1 50%		7 54%	3 50%	0 0%		0 0%	11 48%				

Legend:

Az Attacking zone **Dz** Defending zone **No.** Jersey number **Nz** Neutral zone **Tot.** Total face-offs played



Line-Ups

阵容 / Composition des équipes

LAT - FIN

Referees

7 GOUIN Olivier (CAN) , 18 NORD Mikael (SWE)

Linespersons

49 LUNDGREN Ludvig (SWE) , 55 SHISHLO Dmitri (RUS)

Goalkeepers

Team: LAT

No. Name

74 PUNNENOVS Ivars
98 KALNINS Janis

Team Line-ups

Team: LAT (Maroon)

No. Pos. Name

27	D	CIBULSKIS Oskars +A
29	D	FREIBERGS Ralfs
9	F	KRASTENBERGS Renars
18	F	ABOLS Rodrigo +A
91	F	KENINS Ronalds
55	D	MAMCICIS Roberts
72	D	JAKS Janis
10	F	DARZINS Lauris +C
16	F	DAUGAVINS Kaspars
70	F	INDRASIS Miks
26	D	BALINSKIS Uvis Janis
77	D	ZILE Kristaps Roberts
69	F	JELISEJEVS Nikolajs
87	F	MEIJA Gints
95	F	BATNA Oskars
24	D	OZOLS Patriks
32	D	KULDA Arturs
14	F	BUKARTS Rihards
17	F	DZIERKALS Martins
73	F	SMIRNOVS Deniss

Head Coach: VITOLINS Harijs

NOT DRESSED:

15 F KARSUMS Martins
25 F DZERINS Andris
48 D SEJEJS Nauris
50 GK GUDLEVSKIS Kristers

Team: FIN

No. Name

29 SATERI Harri
35 TUOHIMAA Frans

Team: FIN (White)

No. Pos. Name

4	D	LEHTONEN Mikko
38	D	HIETANEN Juuso
60	F	GRANLUND Markus
65	F	MANNINEN Sakari
70	F	HARTIKAINEN Teemu
40	D	LINDBOHM Petteri
42	D	VATANEN Sami
51	F	FILPPULA Valtteri +C
81	F	PAKARINEN Iiro
82	F	PESONEN Harri
2	D	POKKA Ville
55	D	OHTAMAA Atte +A
15	F	AALTONEN Miro
25	F	RAJALA Toni
28	F	NATTINEN Joonas
13	D	KEMILAINEN Valtteri
12	F	ANTTILA Marko +A
24	F	BJORNINEN Hannes
71	F	KOMAROV Leo
80	F	MAENALANEN Saku

Head Coach: JALONEN Jukka

NOT DRESSED:

3 D FRIMAN Niklas
20 F OJAMAKI Niko
45 GK OLKINUORA Jussi

Legend:

+A	Assistant Captain	+C	Captain	D	Defender	F	Forward
No.	Jersey number	Pos.	Position				



Graphical Line-ups

阵容图 / Alignments

LAT - FIN

Referees

7 GOUIN Olivier (CAN) , 18 NORD Mikael (SWE)

Linespersons

49 LUNDGREN Ludvig (SWE) , 55 SHISHLO Dmitri (RUS)

Team: LAT - Latvia (Maroon)

Head Coach: VITOLINS Harijs

S1 98 KALNINS Janis		
74 PUNNENOVs Ivars		
S2 27 CIBULSKIS Oskars +A	S3 29 FREIBERGS Ralfs	
S6 91 KENINS Ronalds	S5 18 ABOLS Rodrigo +A	S4 9 KRASTENBERGS Renars
55 MAMCICS Roberts		72 JAKS Janis
10 DARZINS Lauris +C	70 INDRASIS Miks	16 DAUGAVINS Kaspars
26 BALINSKIS Uvis Janis		77 ZILE Kristaps Roberts
69 JELISEJEVS Nikolajs	95 BATNA Oskars	87 MEIJA Gints
32 KULDA Arturs		24 OZOLS Patriks
14 BUKARTS Rihards	73 SMIRNOVS Deniss	17 DZIERKALS Martins

Team: FIN - Finland (White)

Head Coach: JALONEN Jukka

S1 29 SATERI Harri		
35 TUOHIMAA Frans		
S2 4 LEHTONEN Mikko	S3 38 HIETANEN Juuso	
S4 60 GRANLUND Markus	S5 65 MANNINEN Sakari	S6 70 HARTIKAINEN Teemu
40 LINDBOHM Petteri		42 VATANEN Sami
82 PESONEN Harri	51 FILPPULA Valtteri +C	81 PAKARINEN Iiro
55 OHTAMAA Atte +A		2 POKKA Ville
15 AALTONEN Miro	28 NATTINEN Joonas	25 RAJALA Toni
13 KEMILAINEN Valtteri		71 KOMAROV Leo
80 MAENALANEN Saku	24 BJORNINEN Hannes	12 ANTTILA Marko +A

Legend:

+A Assistant Captain **+C** Captain **Sn** Starting position



Game Summary

比赛总结 / Résumé du match

REVISED
11 FEB 23:54

LAT - FIN 1 - 3 (0 - 0, 0 - 1, 1 - 2)

Spectators	Referees	Linespersons
904	7 GOUIN Olivier (CAN), 18 NORD Mikael (SWE)	49 LUNDGREN Ludvig (SWE), 55 SHISHLO Dmitri (RUS)

Team Statistics

Period	Score	SVS	SOG	PIM	TPP	PPG	SHG
1	0 : 0	13 : 9	9 : 13	0 : 2	02:00 : 00:00	0 : 0	0 : 0
2	0 : 1	14 : 6	6 : 15	0 : 0	00:00 : 00:00	0 : 0	0 : 0
3	1 : 2	8 : 4	5 : 10	6 : 2	01:55 : 05:17	1 : 0	0 : 0
Total	1 : 3	35 : 19	20 : 38	6 : 4	03:55 : 05:17	1 : 0	0 : 0

1st Period

Action	Time	ET/Res	Team	Type	No.	Name	(G)	Name of Assistant(s) / Action Description
GK	00:00		FIN		29	SATERI H	-	Goalkeeper in
GK	00:00		LAT		98	KALNINS J	-	Goalkeeper in
Penalty	09:51	11:51	FIN	2 min.	4	LEHTONEN M	-	Tripping

2nd Period

Action	Time	ET/Res	Team	Type	No.	Name	(G)	Name of Assistant(s) / Action Description
Goal	37:59	0 : 1	FIN	EQ	13	KEMILAINEN V	(1)	4 LEHTONEN M On Ice LAT 98 16 27 29 70 73 28 NATTINEN J FIN 29 4 13 15 28 71

3rd Period

Action	Time	ET/Res	Team	Type	No.	Name	(G)	Name of Assistant(s) / Action Description
Penalty	41:06	43:01	FIN	2 min.	42	VATANEN S	-	Interference
Goal	43:01	1 : 1	LAT	PP1	18	ABOLS R	(1)	9 KRASTENBERGS R On Ice LAT 98 9 18 26 69 73 73 SMIRNOVS D FIN 29 12 24 38 40 *
Penalty	47:02	49:02	LAT	2 min.	87	MEIJA G	-	Hooking
Penalty	51:17	53:17	LAT	2 min.	-	Team penalty	-	Too Many Players / Served by: 14 BUKARTS R
Goal	54:42	1 : 2	FIN	EQ	71	KOMAROV L	(1)	38 HIETANEN J On Ice LAT 98 9 18 27 29 91 55 OHTAMAA A FIN 29 4 15 28 38 71
Goal	58:43	1 : 3	FIN	EQ	12	ANTTILA M	(1)	80 MAENALANEN S On Ice LAT 98 16 27 32 70 73 40 LINDBOHM P FIN 29 12 24 38 40 80
Penalty	58:43	60:00	LAT	2 min.	-	Team penalty	-	Delaying the Game / Served by: 87 MEIJA G
GK	60:00		LAT					98 KALNINS J - Goalkeeper out
GK	60:00		FIN					29 SATERI H - Goalkeeper out

Goalkeeper Records

Team : LAT - Latvia

No.	Name	SOG	SVS	MIP
98	KALNINS Janis	38	35	60:00
74	PUNNENOVIS Ivars			

Team : FIN - Finland

No.	Name	SOG	SVS	MIP
29	SATERI Harri	20	19	60:00
35	TUOHIMAA Frans			

Game Statistics

Team : LAT (Maroon)

Head Coach : VITOLINS Harijs										Shots on Goal				Time on Ice									
No.	Pos.	Name	G	A	P	PIM	FO+	FO-	FO+/-	FO%	1	2	3	OT	TS	+/-	1	2	3	OT	TOT	SHF	AVG
9	F	KRASTENBERGS Renars	0	1	1	0	0	0	0	0.00	1	0	0	1	-1	6:07	5:03	7:12		18:22	27	0:40	
18	F	ABOLS Rodrigo +A	1	0	1	0	13	11	2	54.17	0	1	1	2	-1	5:42	7:05	6:06		18:53	31	0:36	
27	D	CIBULSKIS Oskars +A	0	0	0	0	0	0	0	0.00	0	0	0	0	-3	4:08	8:33	7:09		19:50	31	0:38	
29	D	FREIBERGS Ralfs	0	0	0	0	0	0	0	0.00	0	0	0	0	-2	4:24	4:15	3:43		12:22	20	0:37	
91	F	KENINS Ronalds	0	0	0	0	0	0	0	0.00	1	0	0	1	-1	7:21	5:23	4:15		16:59	24	0:42	
10	F	DARZINS Lauris +C	0	0	0	0	0	0	0	0.00	0	0	0	0	0	1:32	0:00	0:00		1:32	2	0:46	
16	F	DAUGAVINS Kaspars	0	0	0	0	5	3	2	62.50	1	1	0	2	-2	5:35	5:51	6:08		17:34	23	0:45	
55	D	MAMCICS Roberts	0	0	0	0	0	0	0	0.00	1	1	0	2	0	6:04	5:14	5:08		16:26	28	0:35	
70	F	INDRASIS Miks	0	0	0	0	0	2	-2	0.00	0	0	1	1	-2	6:08	7:41	4:38		18:27	22	0:50	



National Indoor Stadium

国家体育馆
Palais national omnisports

FRI 11 FEB 2022

Start Time 21:10
End Time 23:22

Ice Hockey

冰球 / Hockey sur glace

Men

男子 / Hommes

Preliminary round - Group C, Game 10

小组赛轮次 - C组, 比赛 10 / Tour préliminaire - Groupe C, Match 10



No.	Pos.	Name	Stats							Shots on Goal					Time on Ice							
			G	A	P	PIM	FO+	FO-	FO+/-	FO%	1	2	3	OT	TS	+/-	1	2	3	OT	TOT	SHF
72	D	JAKS Janis	0	0	0	0	0	0	0	0.00	1	0	0	1	0	7:17	4:14	4:38		16:09	25	0:38
26	D	BALINSKIS Uvis Janis	0	0	0	0	0	0	0.00	1	0	2	3	0	6:03	5:54	4:47		16:44	24	0:41	
69	F	JELISEJEVS Nikolajs	0	0	0	0	0	0	0.00	0	0	0	0	0	6:01	4:54	3:57		14:52	21	0:42	
77	D	ZILE Kristaps Roberts	0	0	0	0	0	0	0.00	0	1	0	1	0	6:46	4:50	5:45		17:21	26	0:40	
87	F	MEIJA Gints	0	0	0	2	0	0	0.00	0	1	0	1	0	4:44	2:54	4:00		11:38	18	0:38	
95	F	BATNA Oskars	0	0	0	0	4	11	-7	26.67	0	0	0	0	4:15	6:29	5:08		15:52	24	0:39	
14	F	BUKARTS Rihards	0	0	0	0	0	0	0.00	3	0	1	4	0	5:20	3:51	4:09		13:20	22	0:36	
17	F	DZIERKALS Martins	0	0	0	0	0	0	0.00	0	0	0	0	0	4:22	4:04	4:05		12:31	20	0:37	
24	D	OZOLS Patriks	0	0	0	0	0	0	0.00	0	0	0	0	0	0:00	0:00	0:00		0:00	0	0:00	
32	D	KULDA Arturs	0	0	0	0	0	0	0.00	0	0	0	0	-1	3:31	6:44	6:33		16:48	26	0:38	
73	F	SMIRNOVS Deniss	0	1	1	0	3	4	-1	42.86	0	1	0	1	-2	3:48	6:18	6:30		16:36	24	0:41
74	GK	PUNNENOVS Ivars	0	0	0	0				0	0	0	0									
98	GK	KALNINS Janis	0	0	0	0				0	0	0	0									
Total			1	2	3	2	25	31	-6	44.64	9	6	5	20								

Team : FIN (White)

No.	Pos.	Name	Stats							Shots on Goal					Time on Ice							
			G	A	P	PIM	FO+	FO-	FO+/-	FO%	1	2	3	OT	TS	+/-	1	2	3	OT	TOT	SHF
4	D	LEHTONEN Mikko	0	1	1	2	0	0	0	0.00	1	3	1	5	+2	7:39	9:14	6:38		23:31	35	0:40
38	D	HIETANEN Juuso	0	1	1	0	0	0	0	0.00	0	0	0	0	+2	6:09	5:49	3:46		15:44	23	0:41
60	F	GRANLUND Markus	0	0	0	0	0	0	0	0.00	1	0	0	1	0	3:58	0:00	0:00		3:58	4	0:59
65	F	MANNINEN Sakari	0	0	0	0	8	6	2	57.14	0	0	1	1	0	5:13	5:37	4:35		15:25	19	0:48
70	F	HARTIKAINEN Teemu	0	0	0	0	0	0	0	0.00	0	1	0	1	0	5:16	5:48	5:10		16:14	24	0:40
40	D	LINDBOHM Petteri	0	1	1	0	0	0	0	0.00	1	1	1	3	+1	6:48	4:37	4:41		16:06	23	0:42
42	D	VATANEN Sami	0	0	0	2	0	0	0	0.00	2	0	0	2	0	6:00	6:51	6:35		19:26	26	0:44
51	F	FILPPULA Valteri +C	0	0	0	0	8	6	2	57.14	0	0	0	0	0	4:38	6:41	5:51		17:10	20	0:51
81	F	PAKARINEN Iiro	0	0	0	0	0	2	-2	0.00	1	1	1	3	0	4:19	5:30	5:04		14:53	19	0:47
82	F	PESONEN Harri	0	0	0	0	0	0	0	0.00	2	0	2	4	0	4:44	6:46	6:20		17:50	20	0:53
2	D	POKKA Ville	0	0	0	0	0	0	0	0.00	1	1	0	2	0	5:47	4:16	5:38		15:41	22	0:42
15	F	AALTONEN Miro	0	0	0	0	0	1	-1	0.00	0	2	0	2	+2	4:06	4:40	5:56		14:42	21	0:42
25	F	RAJALA Toni	0	0	0	0	0	0	0	0.00	4	1	0	5	0	5:03	5:04	4:54		15:01	22	0:40
28	F	NATTINEN Joonas	0	1	1	0	3	3	0	50.00	0	1	0	1	+2	5:05	3:19	3:22		11:46	19	0:37
55	D	OHTAMAA Atte +A	0	1	1	0	0	0	0	0.00	0	1	0	1	0	2:09	3:53	5:51		11:53	17	0:41
12	F	ANTTILA Marko +A	1	0	1	0	0	0	0	0.00	0	0	1	1	+1	5:20	3:55	5:13		14:28	21	0:41
13	D	KEMILAINEN Valteri	1	0	1	0	0	0	0	0.00	0	2	0	2	+1	5:52	5:10	4:48		15:50	21	0:45
24	F	BJORNINEN Hannes	0	0	0	0	10	7	3	58.82	0	0	0	0	+1	5:05	4:04	5:46		14:55	20	0:44
71	F	KOMAROV Leo	1	0	1	0	2	0	2	100.00	0	0	1	1	+2	0:44	4:09	2:53		7:46	12	0:38
80	F	MAENALANEN Saku	0	1	1	0	0	0	0	0.00	0	1	2	3	+1	3:56	3:59	4:32		12:27	20	0:37
29	GK	SATERI Harri	0	0	0	0				0	0	0	0									
35	GK	TUOHIMAA Frans	0	0	0	0				0	0	0	0									
Total			3	6	9	4	31	25	6	55.36	13	15	10	38								

Group C

R	Team	GP	W	OTW	OTL	L	GDF	GF:GA	PTS
1	FIN	2	2	0	0	0	+6	9 : 3	6
2	SWE	2	2	0	0	0	+4	7 : 3	6
3	LAT	2	0	0	0	2	-3	3 : 6	0
4	SVK	2	0	0	0	2	-7	3 : 10	0

	FIN	LAT	SVK	SWE
FIN	*****	3:1	6:2	SUN 13 FEB 16:40
LAT	1:3	*****	SUN 13 FEB 12:10	2:3
SVK	2:6	SUN 13 FEB 12:10	*****	1:4
SWE	SUN 13 FEB 16:40	3:2	4:1	*****



National Indoor Stadium

国家体育馆
Palais national omnisports

FRI 11 FEB 2022

Start Time 21:10
End Time 23:22

Ice Hockey

冰球 / Hockey sur glace

Men

男子 / Hommes

Preliminary round - Group C, Game 10

小组赛轮次 - C组, 比赛 10 / Tour préliminaire - Groupe C, Match 10



Legend:

(G) Goals in tournament	*	Does not count for Plus/minus	+/-	Plus/minus net	+A	Assistant Captain
+C Captain	A	Assists	AVG	Average time on ice / shift	D	Defender
EQ Equal strength	ET/Res	Penalty end time/Result of game	F	Forward	FO%	Face-offs won as percentage
FO+ Face-offs won	FO-	Face-offs lost	FO+/-	Face-offs net	G	Goals
GA Goals against	GDF	Goal difference	GF	Goals for	GK	Goalkeeper
GP Games played	L	Losses	MIP	Minutes in play (GK)	No.	Jersey number
OT Overtime	OTL	Overtime losses	OTW	Overtime wins	P	Points
PIM Penalties in minutes	Pos.	Position	PP1	Power play - 1 player	PPG	Power play goals
PTS Points	R	Rank	SHF	Number of shifts	SHG	Shorthanded goals
SOG Shots on goal	SVS	Saves	TOT	Total	TPP	Time on power play
TS Total shots	W	Wins				

REVISED After video review the 2nd assist was awarded to FIN 55 OHTAMAA Atte on goal 1:2 scored at 54:42





National Indoor Stadium
 国家体育馆
 Palais national omnisports

FRI 11 FEB 2022
 Start Time 21:10

Ice Hockey
 冰球 / Hockey sur glace
Men
 男子 / Hommes

Preliminary round - Group C, Game 10
 小组赛轮次 - C组 比赛 10 / Tour préliminaire - Groupe C, Match 10



Shot Chart
 射门表 / Analyse des tirs

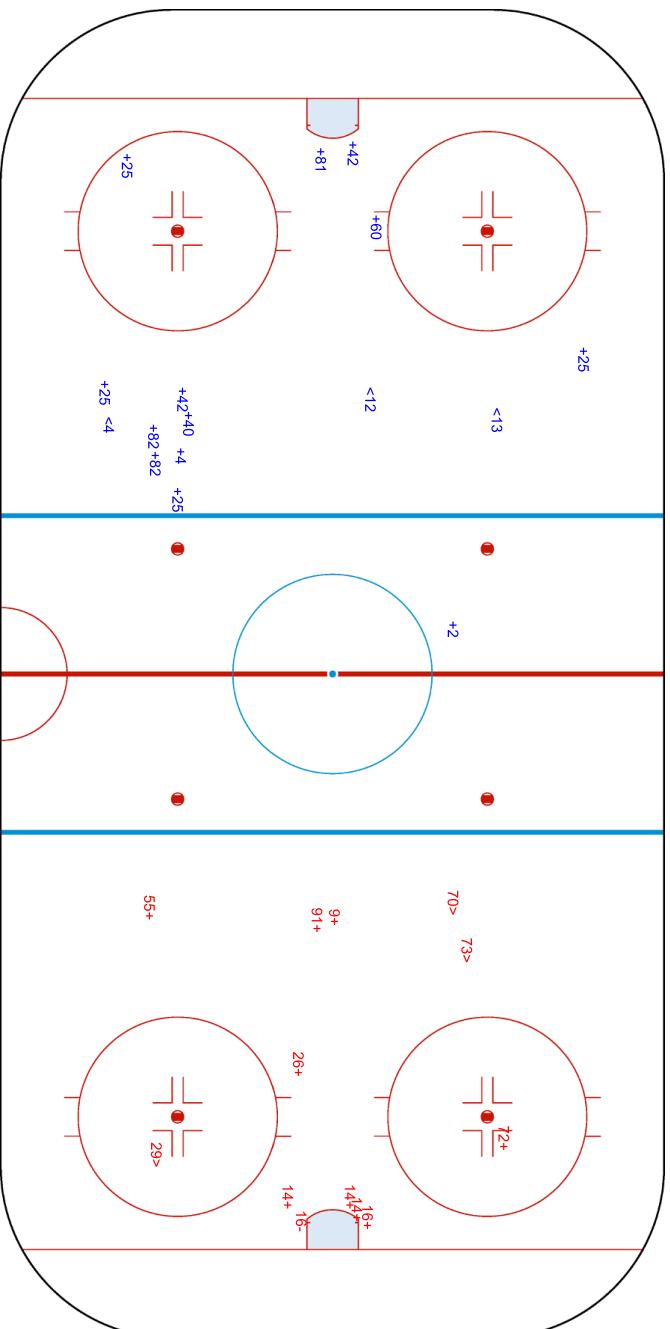
LAT - FIN

Shots by FIN SSG (+): 13
 Goals (G): 0 SPG (-): 0
 SSP (-): 3

Shots by LAT SSG (+): 9
 Goals (G): 0 SPG (-): 1
 SSP (-): 3

GK 98 of LAT

GK 29 of FIN





National Indoor Stadium
 国家体育馆
 Palais national omnisports

FRI 11 FEB 2022
 Start Time 21:10

Ice Hockey
 冰球 / Hockey sur glace

Men

男子 / Hommes

Preliminary round - Group C, Game 10

小组赛轮次 - C组 比赛 10 / Tour préliminaire - Groupe C, Match 10



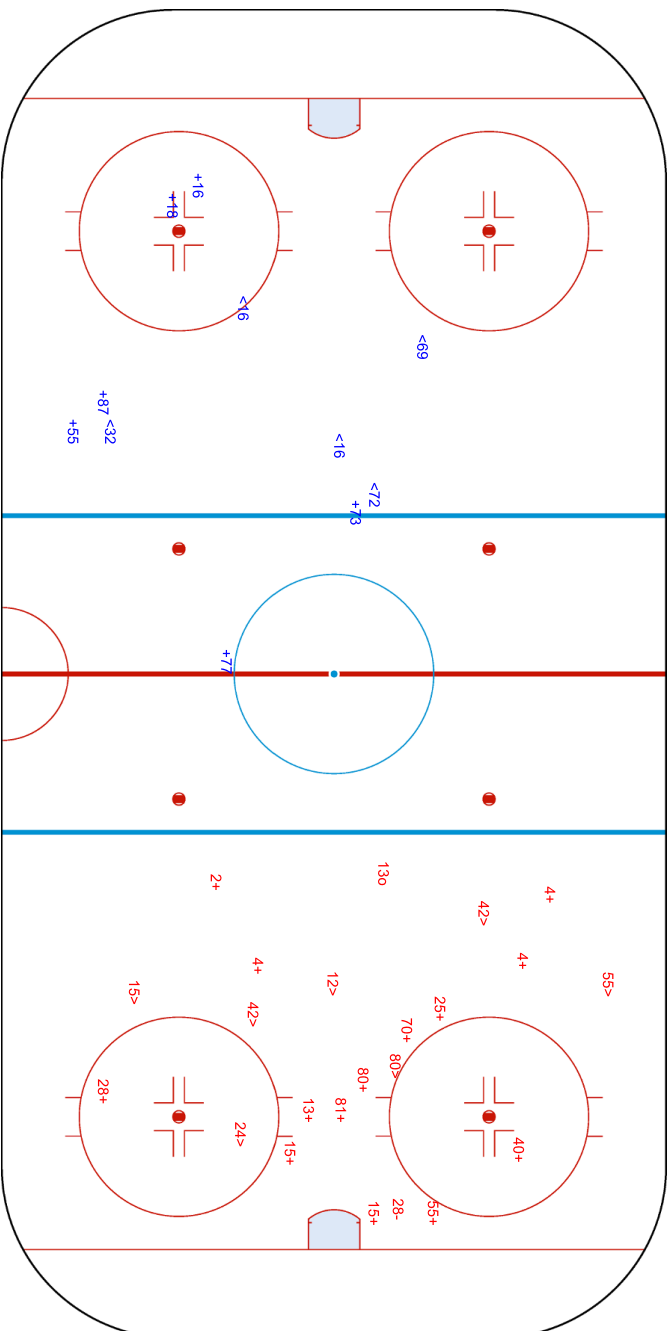
Shots by LAT
 Goals (0): 0
 SSP (-): 5
 SSG (+): 6
 SPG (-): 0

FIN 2nd Period

LAT

Shots by FIN
 Goals (0): 1
 SSP (-): 7
 SSG (+): 14
 SPG (-): 1

GK 29 of FIN



GK 98 of LAT

013



National Indoor Stadium
 国家体育馆
 Palais national omnisports

FRI 11 FEB 2022
 Start Time 21:10

Ice Hockey
 冰球 / Hockey sur glace

Men
 男子 / Hommes

Preliminary round - Group C, Game 10

小组赛轮次 - C组 比赛 10 / Tour préliminaire - Groupe C, Match 10

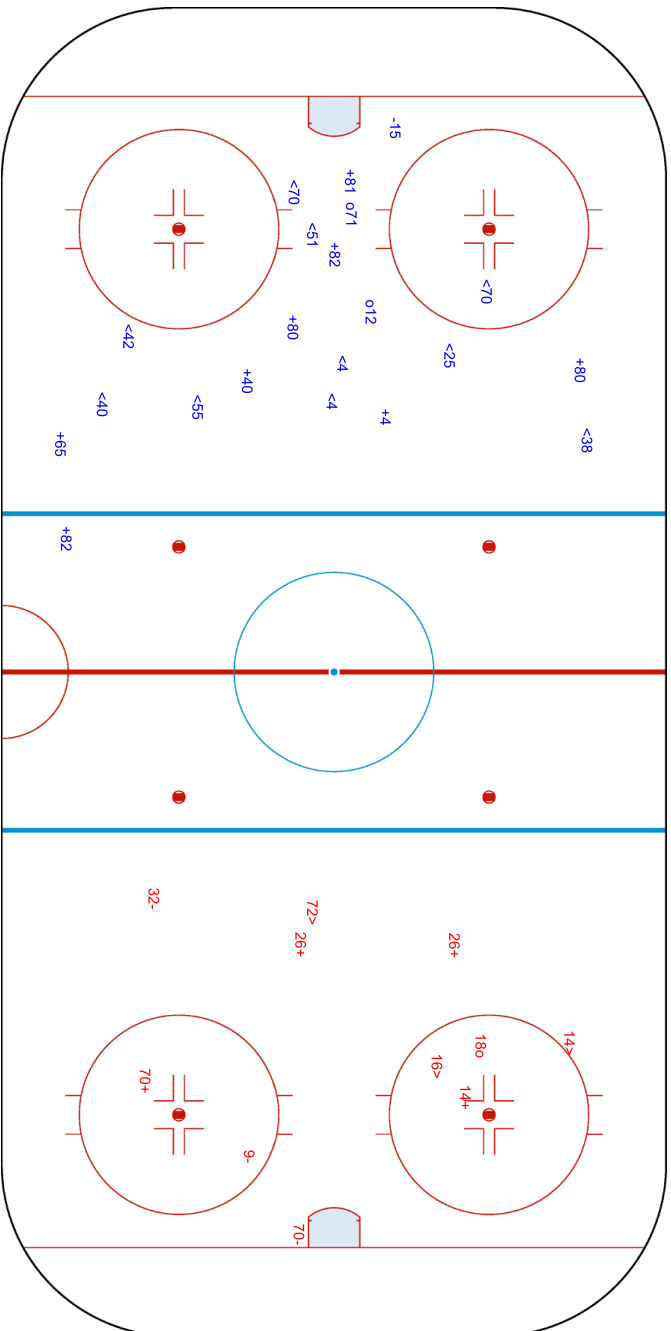


Shots by FIN
 Goals (0): 2
 SSP (-): 10
 SPG (-): 1

Shots by LAT
 Goals (0): 1
 SSP (-): 3
 SPG (-): 3

GK 98 of LAT
 01971

GK 29 of FIN
 018



Legend:	GK	Goalkeeper	SPG	Shots past goal	SSG	Shots saved by goalkeeper	SSP	Shots saved by player





Face-off Chart

争球表 / Statistiques des mises en jeu

LAT - FIN

1st PERIOD

	LAT		FIN		LAT		FIN		
	Def. zone	Att. zone	Neutral zone	Neutral zone	Att. zone	Def. zone	Att. zone	Def. zone	
	- 95	+ 28	+ 18	- 65	+ 18	- 24			
	+ 18	- 15	- 70	+ 65	+ 73	- 51			
	+ 18	- 28			+ 16	- 24			
	- 18	+ 24			- 16	+ 24			
	+ 18	- 51			+ 16	- 81			
	- 73	+ 24							
	- 70	+ 51							
	- 95	+ 71							
	- 18	+ 65							
Total wins / period	3 / 33%	6 / 67%	1 / 50%	1 / 50%	4 / 80%	1 / 20%	Total wins all zones		
							LAT	FIN	
							8 / 50%	8 / 50%	

2nd PERIOD

	LAT		FIN		LAT		FIN		
	Def. zone	Att. zone	Neutral zone	Neutral zone	Att. zone	Def. zone	Att. zone	Def. zone	
	- 18	+ 65	+ 18	- 65	- 95	+ 51			
	- 73	+ 24	- 95	+ 24	+ 18	- 65			
	- 95	+ 65	+ 73	- 28	+ 18	- 51			
	+ 18	- 24	- 95	+ 51	+ 95	- 51			
	- 95	+ 65	- 18	+ 24	- 18	+ 24			
	- 18	+ 28	+ 95	- 65	- 18	+ 65			
	- 95	+ 51							
	+ 95	- 51							
	- 73	+ 28							
Total wins / period	2 / 22%	7 / 78%	3 / 50%	3 / 50%	3 / 50%	3 / 50%	Total wins all zones		
							LAT	FIN	
							8 / 38%	13 / 62%	

3rd PERIOD

	LAT		FIN		LAT		FIN		
	Def. zone	Att. zone	Neutral zone	Neutral zone	Att. zone	Def. zone	Att. zone	Def. zone	
	- 95	+ 71	+ 18	- 65	+ 16	- 24			
	+ 18	- 51	- 95	+ 65	+ 16	- 24			
	- 18	+ 24	- 95	+ 24	+ 18	- 24			
	- 16	+ 65	+ 73	- 28	- 18	+ 51			
	- 16	+ 51	- 18	+ 51	+ 18	- 81			
	- 73	+ 24			+ 95	- 24			
	- 18	+ 51							
	+ 16	- 65							
Total wins / period	2 / 25%	6 / 75%	2 / 40%	3 / 60%	5 / 83%	1 / 17%	Total wins all zones		
							LAT	FIN	
							9 / 47%	10 / 53%	

TOTAL



Total wins / game	LAT	FIN	LAT	FIN	LAT	FIN	Total wins all zones	
	Def. zone	Att. zone	Neutral zone		Att. zone	Def. zone	LAT	FIN
	7 / 27%	19 / 73%	6 / 46%	7 / 54%	12 / 71%	5 / 29%	25 / 45%	31 / 55%

HEAD TO HEAD

No.	FIN							Tot.	wins LAT	Dz	Nz	Az
	15	24	28	51	65	71	81					
LAT	16	3 - 1		0 - 1	1 - 1		1 - 0	8	5 63%	1 33%		4 80%
	18	1 - 0	3 - 4	1 - 1	3 - 3	4 - 3	1 - 0	24	13 54%	5 45%	3 60%	5 63%
	70			0 - 1	0 - 1			2	0 0%	0 0%	0 0%	
	73		0 - 3	2 - 1	1 - 0			7	3 43%	0 0%	2 100%	1 100%
	95		1 - 2	0 - 1	2 - 3	1 - 3	0 - 2	15	4 27%	1 14%	1 20%	2 67%
	Tot.	1	17	6	14	14	2	2	56	25 45%	7 27%	6 46%
wins FIN	0 0%	10 59%	3 50%	8 57%	8 57%	2 100%	0 0%	31 55%				
Dz		2 25%		2 40%	1 50%		0 0%	5 29%				
Nz		3 100%	0 0%	2 100%	2 33%			7 54%				
Az	0 0%	5 83%	3 75%	4 57%	5 83%	2 100%		19 73%				

Legend:

Az Attacking zone **Dz** Defending zone **No.** Jersey number **Nz** Neutral zone **Tot.** Total face-offs played



Line-Ups

阵容 / Composition des équipes

CAN - USA

Referees

5 ANSONS Andris (LAT) , 20 BJORK Tobias (SWE)

Linespersons

35 HYNEK Daniel (CZE) , 68 McCRANK Dustin (CAN)

Goalkeepers

Team: CAN

No. Name

80 PASQUALE Eddie
90 TOMKINS Matt

Team: USA

No. Name

29 COMMESSO Drew
31 MANN Strauss

Team Line-ups

Team: CAN (Red)

No. Pos. Name

22 D	POWER Owen
37 D	ROBINSON Mat
12 F	STAAL Eric +C
32 F	McTAVISH Mason
96 F	HO-SANG Josh
23 D	WOTHERSPOON Tyler
56 D	NOREAU Maxim +A
9 F	KNIGHT Corban
15 F	TAMBELLINI Adam
91 F	WEAL Jordan
44 D	BARBERIO Mark
60 D	DEMERS Jason
10 F	STREET Ben
13 F	JOHNSON Kent
19 F	O'DELL Eric
20 D	GRANT Alex
11 F	McBAIN Jack
26 F	WINNIK Daniel
27 F	CRACKNELL Adam
51 F	DESHARNAIS David +A

Head Coach: JULIEN Claude

NOT DRESSED:

1 GK LEVI Devon
5 D ELLIS Morgan
39 F FERRARO Landon

Team: USA (White)

No. Pos. Name

20 D	KAMPFER Steven
42 D	NESS Aaron +A
11 F	AGOSTINO Kenny
21 F	O'NEILL Brian
51 F	MIELE Andy +C
5 D	WARSOFSKY David
14 D	FABER Brock
10 F	BENIERS Matty
16 F	ABRUZZESE Nick
67 F	KNIES Matt
8 D	SANDERSON Jake
23 D	COOPER Brian
26 F	FARRELL Sean
27 F	CATES Noah +A
39 F	MEYERS Ben
6 D	PERBIX Nick
13 F	SMITH Nathan
19 F	BRISSEON Brendan
25 F	McLAUGHLIN Marc
37 F	SHORE Nick

Head Coach: QUINN David

NOT DRESSED:

4 D HELLESON Drew
12 F HENTGES Sam
35 GK NAGLE Pat
89 F ABDELKADER Justin

Legend:

+A	Assistant Captain	+C	Captain	D	Defender	F	Forward
No.	Jersey number	Pos.	Position				



Graphical Line-ups
阵容图 / Alignments

CAN - USA

Referees

5 ANSONS Andris (LAT) , 20 BJORK Tobias (SWE)

Linespersons

35 HYNEK Daniel (CZE) , 68 McCRANK Dustin (CAN)

Team: CAN - Canada (Red)

Head Coach: JULIEN Claude

S1 80 PASQUALE Eddie		
90 TOMKINS Matt		
22 POWER Owen	37 ROBINSON Mat	
32 McTAVISH Mason	12 STAAL Eric +C	96 HO-SANG Josh
23 WOTHERSPOON Tyler		56 NOREAU Maxim +A
15 TAMBELLINI Adam	91 WEAL Jordan	9 KNIGHT Corban
S2 44 BARBERIO Mark	S3 60 DEMERS Jason	
S4 10 STREET Ben	S6 19 O'DELL Eric	S5 13 JOHNSON Kent
20 GRANT Alex		11 McBAIN Jack
26 WINNIK Daniel	51 DESHARNAIS David +A	27 CRACKNELL Adam

Team: USA - United States (White)

Head Coach: QUINN David

S1 31 MANN Strauss		
29 COMMESSO Drew		
S3 42 NESS Aaron +A	S2 20 KAMPFER Steven	
S4 11 AGOSTINO Kenny	S6 51 MIELE Andy +C	S5 21 O'NEILL Brian
5 WARSOFSKY David		14 FABER Brock
67 KNIES Matt	10 BENIERS Matty	16 ABRUZZESE Nick
8 SANDERSON Jake		23 COOPER Brian
27 CATES Noah +A	39 MEYERS Ben	26 FARRELL Sean
6 PERBIX Nick		37 SHORE Nick
19 BRISSON Brendan	13 SMITH Nathan	25 McLAUGHLIN Marc

Legend:

+A Assistant Captain **+C** Captain **Sn** Starting position



Game Summary

比赛总结 / Résumé du match

CAN - USA 2 - 4 (1 - 2, 1 - 1, 0 - 1)

Spectators	Referees	Linespersons
948	5 ANSONS Andris (LAT) , 20 BJORK Tobias (SWE)	35 HYNEK Daniel (CZE) , 68 McCRANK Dustin (CAN)

Team Statistics

Period	Score	SVS	SOG	PIM	TPP	PPG	SHG
1	1 : 2	11 : 11	12 : 13	0 : 0	00:00 : 00:00	0 : 0	0 : 0
2	1 : 1	8 : 7	8 : 9	2 : 2	01:43 : 02:00	0 : 0	1 : 0
3	0 : 1	4 : 17	17 : 5	2 : 4	03:36 : 01:50	0 : 0	0 : 0
Total	2 : 4	23 : 35	37 : 27	4 : 6	05:29 : 03:50	0 : 0	1 : 0

1st Period

Action	Time	ET/Res	Team	Type	No.	Name	(G)	Name of Assistant(s) / Action Description
GK	00:00		USA		31	MANN S		- Goalkeeper in
GK	00:00		CAN		80	PASQUALE E		- Goalkeeper in
Goal	01:24	1 : 0	CAN	EQ	37	ROBINSON M	(1)	96 HO-SANG J On Ice CAN 80 12 22 32 37 96 12 STAAL E USA 31 5 23 26 27 39
Goal	02:34	1 : 1	USA	EQ	51	MIELE A	(1)	21 O'NEILL B On Ice CAN 80 10 13 19 20 44 20 KAMPFER S USA 31 11 20 21 42 51
Goal	18:44	1 : 2	USA	EQ	39	MEYERS B	(2)	26 FARRELL S On Ice CAN 80 26 27 37 51 56 8 SANDERSON J USA 31 8 26 27 39 42

2nd Period

Action	Time	ET/Res	Team	Type	No.	Name	(G)	Name of Assistant(s) / Action Description
Goal	22:37	1 : 3	USA	EQ	19	BRISSON B	(2)	37 SHORE N On Ice CAN 80 9 15 20 22 91 USA 31 6 13 19 37 42
Penalty	32:40	34:40	CAN	2 min.	12	STAAL E		- Elbowing
Goal	34:13	2 : 3	CAN	SH1	9	KNIGHT C	(1)	26 WINNIK D On Ice CAN 80 9 23 26 60 USA 31 5 10 13 19 67
Penalty	38:17	40:17	USA	2 min.	11	AGOSTINO K		- Charging

3rd Period

Action	Time	ET/Res	Team	Type	No.	Name	(G)	Name of Assistant(s) / Action Description
Penalty	40:07	42:07	CAN	2 min.	12	STAAL E		- Slashing
Goal	46:13	2 : 4	USA	EQ	11	AGOSTINO K	(1)	51 MIELE A On Ice CAN 80 12 20 32 56 96 USA 31 11 14 21 23 51
Penalty	53:54	55:54	USA	2 min.	67	KNIES M		- Hooking
Penalty	55:23	57:23	USA	2 min.	20	KAMPFER S		- High Sticking
Time-out	55:23		CAN					
GK	57:34		CAN					80 PASQUALE E - Goalkeeper out
GK	60:00		USA					31 MANN S - Goalkeeper out

Goalkeeper Records

Team : CAN - Canada

Team : USA - United States

No.	Name	SOG	SVS	MIP
80	PASQUALE Eddie	27	23	57:34
90	TOMKINS Matt			
No.	Name	SOG	SVS	MIP
31	MANN Strauss	37	35	60:00
29	COMMESSO Drew			

Game Statistics

Team : CAN (Red)																							
Head Coach : JULIEN Claude																							
										Shots on Goal			Time on Ice										
No.	Pos.	Name	G	A	P	PIM	FO+	FO-	FO+/-	FO%	1	2	3	OT	TS	+/-	1	2	3	OT	TOT	SHF	AVG
12	F	STAAL Eric +C	0	1	1	4	12	7	5	63.16	0	2	1	3	0	0	4:48	6:02	6:30		17:20	26	0:40
22	D	POWER Owen	0	0	0	0	0	0	0	0.00	0	1	2	3	0	0	6:13	8:07	7:53		22:13	31	0:43
32	F	McTAVISH Mason	0	0	0	0	0	0	0	0.00	1	0	1	2	0	0	4:55	5:14	5:44		15:53	25	0:38
37	D	ROBINSON Mat	1	0	1	0	0	0	0	0.00	1	0	0	1	0	0	5:37	4:52	5:09		15:38	23	0:40
96	F	HO-SANG Josh	0	1	1	0	0	0	0	0.00	0	0	1	1	0	0	4:26	4:46	5:16		14:28	21	0:41



Head Coach : JULIEN Claude		Shots on Goal										Time on Ice									
No. Pos. Name	G	A	P	PIM	FO+	FO-	FO+/-	FO%	1	2	3	OT	TS	+/-	1	2	3	OT	TOT	SHF	AVG
9 F KNIGHT Corban	1	0	1	0	2	2	0	50.00	0	1	0	1	0	3:57	3:05	6:17	13:19	22	0:36		
15 F TAMBELLINI Adam	0	0	0	0	0	0	0	0.00	1	0	1	2	-1	4:03	3:05	6:11	13:19	16	0:49		
23 D WOTHERSPOON Tyler	0	0	0	0	0	0	0	0.00	0	1	0	1	+1	4:53	6:09	2:02	13:04	21	0:37		
56 D NOREAU Maxim +A	0	0	0	0	0	0	0	0.00	0	1	2	3	-2	7:15	5:24	8:45	21:24	29	0:44		
91 F WEAL Jordan	0	0	0	0	5	2	3	71.43	1	0	2	3	-1	4:42	5:27	7:06	17:15	21	0:49		
10 F STREET Ben	0	0	0	0	2	1	1	66.67	2	0	0	2	-1	4:25	4:41	3:16	12:22	23	0:32		
13 F JOHNSON Kent	0	0	0	0	0	0	0	0.00	2	1	2	5	-1	6:06	5:11	6:19	17:36	25	0:42		
19 F O'DELL Eric	0	0	0	0	11	1	10	91.67	0	0	1	1	-1	5:47	6:41	7:45	20:13	27	0:44		
44 D BARBERIO Mark	0	0	0	0	0	0	0	0.00	1	0	0	1	-1	5:43	4:41	4:24	14:48	26	0:34		
60 D DEMERS Jason	0	0	0	0	0	0	0	0.00	0	0	0	0	+1	5:35	5:18	5:11	16:04	27	0:35		
11 F McBAIN Jack	0	0	0	0	0	0	0	0.00	1	0	1	2	0	1:46	2:00	1:20	5:06	9	0:34		
20 D GRANT Alex	0	0	0	0	0	0	0	0.00	1	0	2	3	-3	4:26	3:28	2:53	10:47	18	0:35		
26 F WINNIK Daniel	0	1	1	0	0	0	0	0.00	0	0	0	0	0	4:44	5:31	2:42	12:57	17	0:45		
27 F CRACKNELL Adam	0	0	0	0	3	1	2	75.00	1	1	1	3	-1	4:46	3:06	2:15	10:07	15	0:40		
51 F DESHARNAIS David +A	0	0	0	0	6	2	4	75.00	0	0	0	0	-1	4:59	4:17	2:41	11:57	16	0:44		
80 GK PASQUALE Eddie	0	0	0	0					0	0	0	0									
90 GK TOMKINS Matt	0	0	0	0					0	0	0	0									
Total	2	3	5	4	41	16	25	71.93	12	8	17	37									

Team : USA (White)

Head Coach : QUINN David		Shots on Goal										Time on Ice									
No. Pos. Name	G	A	P	PIM	FO+	FO-	FO+/-	FO%	1	2	3	OT	TS	+/-	1	2	3	OT	TOT	SHF	AVG
11 F AGOSTINO Kenny	1	0	1	2	0	0	0	0.00	0	0	1	1	+2	4:24	4:46	4:35	13:45	24	0:34		
20 D KAMPFER Steven	0	1	1	2	0	0	0	0.00	0	0	0	0	+1	6:05	5:30	8:05	19:40	34	0:34		
21 F O'NEILL Brian	0	1	1	0	0	2	-2	0.00	1	4	0	5	+2	3:34	4:33	4:13	12:20	21	0:35		
42 D NESS Aaron +A	0	0	0	0	0	0	0	0.00	0	0	0	0	+3	7:38	4:36	5:47	18:01	33	0:32		
51 F MIELE Andy +C	1	1	2	0	2	9	-7	18.18	1	0	0	1	+2	4:03	4:47	4:19	13:09	23	0:34		
5 D WARSOFKY David	0	0	0	0	0	0	0	0.00	2	0	0	2	-2	4:35	2:05	1:54	8:34	16	0:32		
10 F BENIERS Matty	0	0	0	0	4	10	-6	28.57	1	0	0	1	-1	5:56	8:21	7:44	22:01	26	0:50		
14 D FABER Brock	0	0	0	0	0	0	0	0.00	0	1	0	1	+1	7:45	9:28	6:51	24:04	32	0:45		
16 F ABRUZZESE Nick	0	0	0	0	0	0	0	0.00	1	1	0	2	0	6:08	5:10	4:52	16:10	22	0:44		
67 F KNIES Matt	0	0	0	2	0	0	0	0.00	0	2	0	2	-1	5:59	6:38	5:23	18:00	23	0:46		
8 D SANDERSON Jake	0	1	1	0	0	0	0	0.00	1	0	0	1	+1	5:49	6:09	5:01	16:59	27	0:37		
23 D COOPER Brian	0	0	0	0	0	0	0	0.00	2	0	1	3	0	5:24	6:52	7:09	19:25	26	0:44		
26 F FARRELL Sean	0	1	1	0	0	0	0	0.00	0	0	0	0	0	5:17	3:59	3:18	12:34	19	0:39		
27 F CATES Noah +A	0	0	0	0	0	0	0	0.00	1	0	0	1	0	5:00	4:32	5:38	15:10	24	0:37		
39 F MEYERS Ben	1	0	1	0	8	14	-6	36.36	3	0	1	4	0	5:30	4:24	6:21	16:15	27	0:36		
6 D PERBIX Nick	0	0	0	0	0	0	0	0.00	0	0	0	0	+1	2:35	3:35	2:46	8:56	16	0:33		
13 F SMITH Nathan	0	0	0	0	1	5	-4	16.67	0	0	1	1	0	2:49	4:19	3:34	10:42	16	0:40		
19 F BRISSON Brendan	1	0	1	0	0	0	0	0.00	0	1	0	1	0	4:20	4:15	2:55	11:30	17	0:40		
25 F McLAUGHLIN Marc	0	0	0	0	0	0	0	0.00	0	0	0	0	0	3:09	0:29	0:00	3:38	6	0:36		
37 F SHORE Nick	0	1	1	0	1	1	0	50.00	0	0	1	1	+1	3:25	3:17	4:43	11:25	19	0:36		
29 GK COMMESSO Drew	0	0	0	0					0	0	0	0									
31 GK MANN Strauss	0	0	0	0					0	0	0	0									
Total	4	6	10	6	16	41	-25	28.07	13	9	5	27									

Group A

R	Team	GP	W	OTW	OTL	L	GDF	GF:GA	PTS
1	USA	2	2	0	0	0	+10	12:2	6
2	CAN	2	1	0	0	1	+2	7:5	3
3	GER	1	0	0	0	1	-4	1:5	0
4	CHN	1	0	0	0	1	-8	0:8	0

	CAN	CHN	GER	USA
CAN	*****	SUN 13 FEB 21:10	5:1	2:4
CHN	SUN 13 FEB 21:10	*****	SAT 12 FEB 16:40	0:8
GER	1:5	SAT 12 FEB 16:40	*****	SUN 13 FEB 21:10
USA	4:2	8:0	SUN 13 FEB 21:10	*****



Legend:

(G) Goals in tournament	+/- Plus/minus net	+A Assistant Captain	+C Captain
A Assists	AVG Average time on ice / shift	D Defender	EQ Equal strength
ET/Res Penalty end time/Result of game	F Forward	FO% Face-offs won as percentage	FO+ Face-offs won
FO- Face-offs lost	FO+/- Face-offs net	G Goals	GA Goals against
GDF Goal difference	GF Goals for	GK Goalkeeper	GP Games played
L Losses	MIP Minutes in play (GK)	No. Jersey number	OT Overtime
OTL Overtime losses	OTW Overtime wins	P Points	PIM Penalties in minutes
Pos. Position	PPG Power play goals	PTS Points	R Rank
SH1 Shorthanded - 1 player	SHF Number of shifts	SHG Shorthanded goals	SOG Shots on goal
SVS Saves	TOT Total	TPP Time on power play	TS Total shots
W Wins			



National Indoor Stadium
 国家体育馆
 Palais national omnisports

SAT 12 FEB 2022
 Start Time 12:10

Ice Hockey
 冰球 / Hockey sur glace



Preliminary round - Group A, Game 11
 男子 / Hommes
 小组赛轮次 - A组, 比赛 11 / Tour préliminaire - Groupe A, Match 11

Shot Chart
 射门表 / Analyse des tirs

CAN - USA

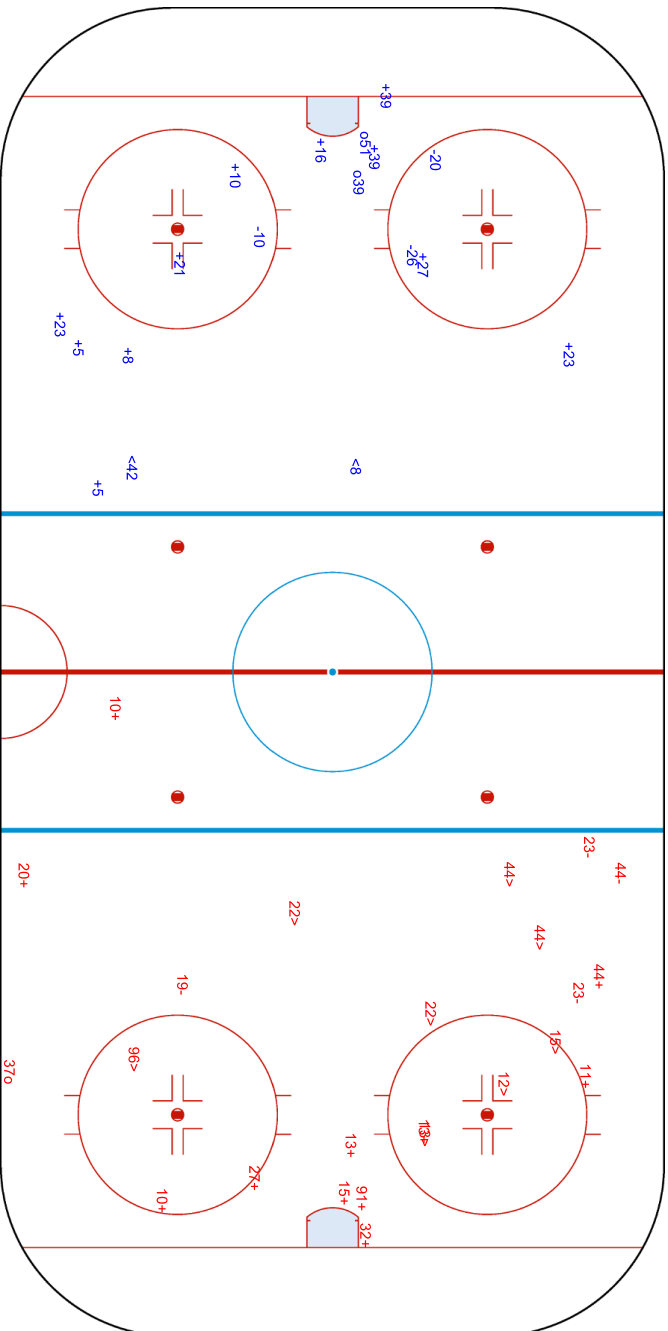
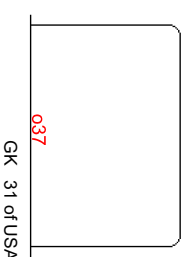
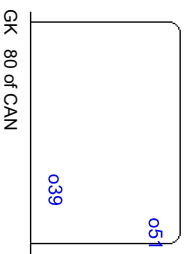
Shots by USA
 Goals (G): 2
 SSP (-): 2

Shots by CAN
 Goals (G): 1
 SSP (-): 8

SSG (+): 11
 SPG (-): 3



1st Period





National Indoor Stadium
 国家体育馆
 Palais national omnisports

SAT 12 FEB 2022
 Start Time 12:10

Ice Hockey
 冰球 / Hockey sur glace
Men
 男子 / Hommes

Preliminary round - Group A, Game 11
 小组赛轮次 - A组, 比赛 11 / Tour préliminaire - Groupe A, Match 11

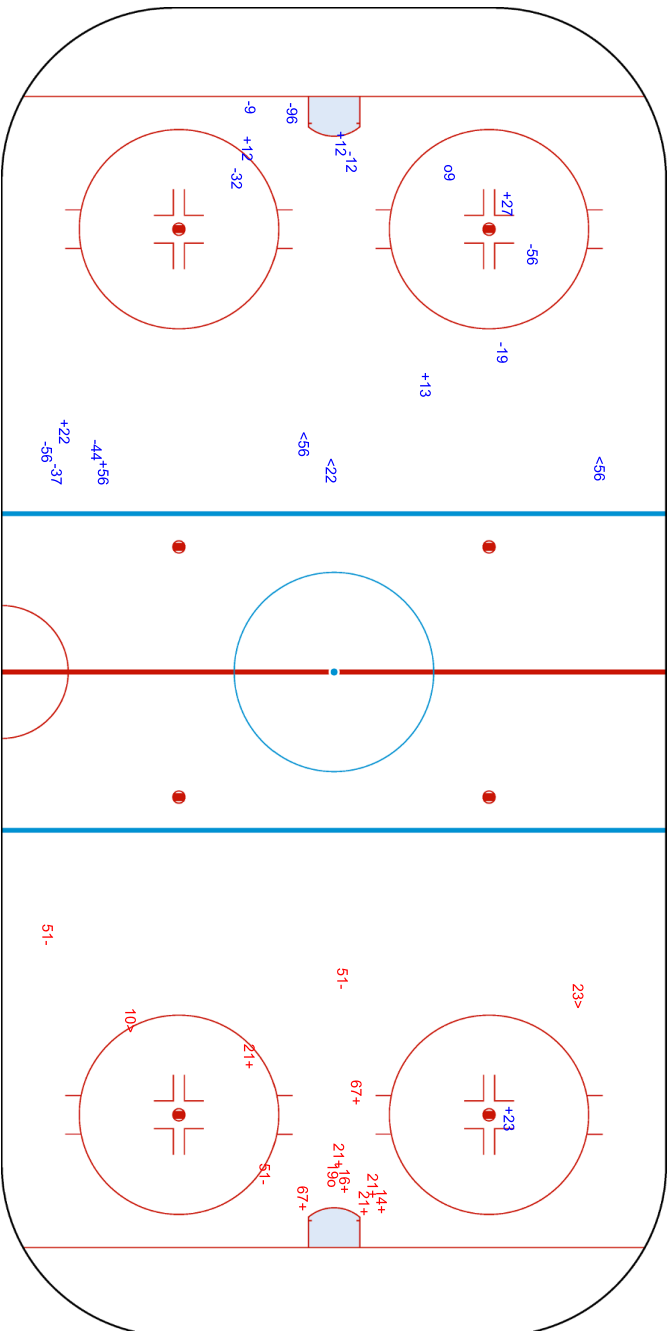


Shots by CAN
 Goals (0): 1
 SSP (-): 3

Shots by USA
 Goals (0): 1
 SSP (-): 2

SSG (+): 7
 SPG (-): 9

SSG (+): 8
 SPG (-): 3



GK 31 of USA

GK 80 of CAN



National Indoor Stadium
 国家体育馆
 Palais national omnisports

SAT 12 FEB 2022
 Start Time 12:10

Ice Hockey
 冰球 / Hockey sur glace



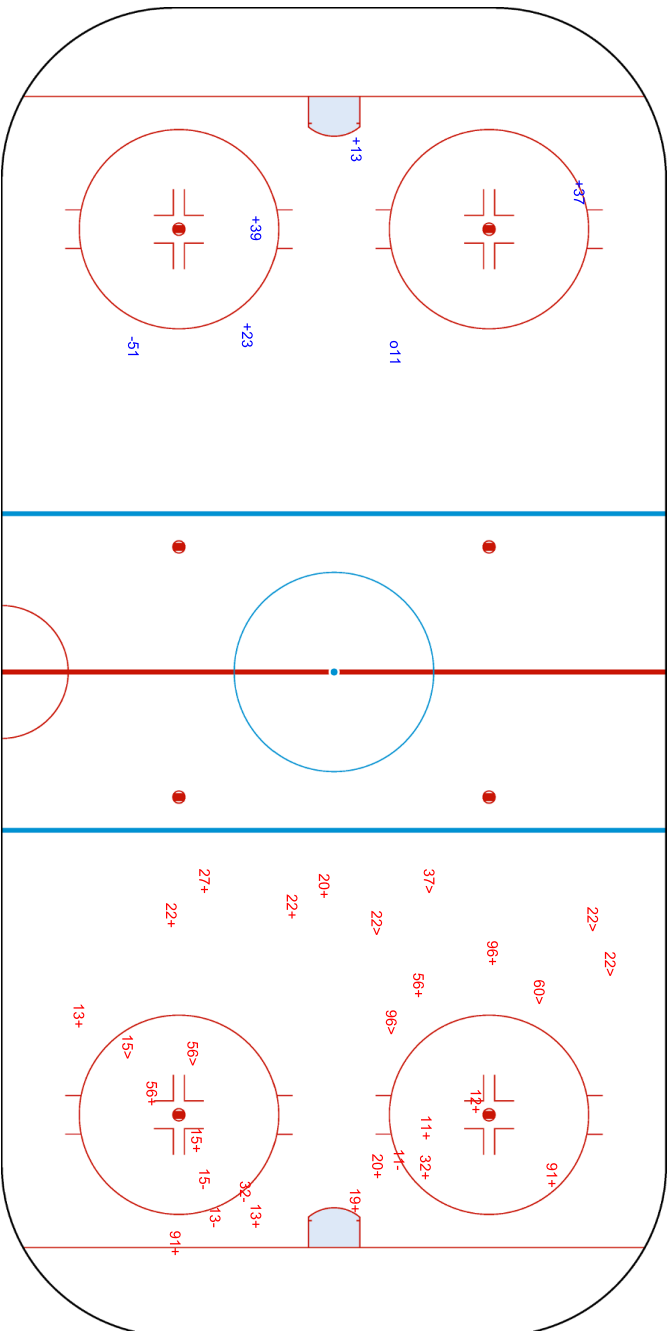
Preliminary round - Group A, Game 11
 男子 / Hommes
 小组赛轮次 - A组, 比赛 11 / Tour préliminaire - Groupe A, Match 11

Shots by USA
 Goals (0): 1
 SSP (-): 0

Shots by CAN
 Goals (0): 0
 SSP (-): 8

GK 80 of CAN

GK 31 of USA





Face-off Chart

争球表 / Statistiques des mises en jeu

CAN - USA

1st PERIOD

	CAN		USA		CAN		USA		Total wins all zones
	Def. zone	Att. zone	Neutral zone		Att. zone	Def. zone			
	+ 27	- 10	+ 19	- 51	- 10	+ 51			
	+ 51	- 10	+ 51	- 10	+ 91	- 51			
	+ 27	- 39	+ 91	- 13	- 12	+ 39			
			+ 12	- 10	- 12	+ 39			
			+ 27	- 10	+ 12	- 39			
			+ 91	- 10	- 12	+ 39			
			+ 12	- 39	- 51	+ 10			
			+ 19	- 10	+ 51	- 10			
Total wins / period	3 / 100%	0 / 0%	8 / 100%	0 / 0%	3 / 38%	5 / 62%			CAN 14 / 74% USA 5 / 26%

2nd PERIOD

	CAN		USA		CAN		USA		Total wins all zones
	Def. zone	Att. zone	Neutral zone		Att. zone	Def. zone			
	+ 10	- 21	+ 19	- 51	- 51	+ 10			
	+ 12	- 39	+ 19	- 51	- 91	+ 13			
	+ 19	- 51	+ 19	- 51	+ 12	- 39			
	- 27	+ 39	+ 91	- 13	+ 19	- 51			
	+ 19	- 39	+ 10	- 13	+ 12	- 37			
			+ 19	- 21	+ 9	- 39			
Total wins / period	4 / 80%	1 / 20%	6 / 100%	0 / 0%	4 / 67%	2 / 33%			CAN 14 / 82% USA 3 / 18%

3rd PERIOD

	CAN		USA		CAN		USA		Total wins all zones
	Def. zone	Att. zone	Neutral zone		Att. zone	Def. zone			
	+ 19	- 39	- 12	+ 39	+ 51	- 39			
	+ 91	- 39	- 19	+ 10	+ 12	- 51			
	+ 51	- 13	- 91	+ 39	- 12	+ 51			
	+ 12	- 51			+ 51	- 13			
					+ 19	- 10			
					- 12	+ 39			
					+ 12	- 39			
					+ 12	- 39			
					+ 9	- 10			
					- 9	+ 37			
					+ 12	- 39			
					+ 12	- 39			
					- 9	+ 10			
					- 12	+ 39			
Total wins / period	4 / 100%	0 / 0%	0 / 0%	3 / 100%	9 / 64%	5 / 36%			CAN 13 / 62% USA 8 / 38%

TOTAL



Total wins / game	CAN	USA	CAN	USA	CAN	USA	Total wins all zones	
	Def. zone	Att. zone	Neutral zone		Att. zone	Def. zone	CAN	USA
	11 / 92%	1 / 8%	14 / 82%	3 / 18%	16 / 57%	12 / 43%	41 / 72%	16 / 28%

HEAD TO HEAD

No.	USA						Tot.	wins CAN	Dz	Nz	Az
	10	13	21	37	39	51					
9	1 - 1			0 - 1	1 - 0		4	2 50%			2 50%
10		1 - 0	1 - 0			0 - 1	3	2 67%	1 100%	1 100%	0 0%
12	1 - 0			1 - 0	8 - 6	2 - 1	19	12 63%	2 100%	2 67%	8 57%
19	2 - 1		1 - 0		2 - 0	6 - 0	12	11 92%	3 100%	6 86%	2 100%
27	2 - 0				1 - 1		4	3 75%	2 67%	1 100%	
51	3 - 2	2 - 0			1 - 0		8	6 75%	2 100%	1 100%	3 60%
91	1 - 0	2 - 1			1 - 1	1 - 0	7	5 71%	1 100%	3 75%	1 50%
Tot.	14	6	2	2	22	11	57	41 72%	11 92%	14 82%	16 57%
wins USA	4 29%	1 17%	0 0%	1 50%	8 36%	2 18%	16 28%				
Dz	3 50%	1 50%		1 50%	5 38%	2 40%	12 43%				
Nz	1 17%	0 0%	0 0%		2 67%	0 0%	3 18%				
Az	0 0%	0 0%	0 0%		1 17%	0 0%	1 8%				

Legend:

Az Attacking zone **Dz** Defending zone **No.** Jersey number **Nz** Neutral zone **Tot.** Total face-offs played



Line-Ups

阵容 / Composition des équipes

GER - CHN

Referees

10 RENEAU Stephen (USA) , 19 SIDORENKO Maxim (BLR)

Linespersons

74 OLIVER Brian (USA) , 50 ONDRACEK Jiri (CZE)

Goalkeepers

Team: GER

No. Name

33 aus den BIRKEN Danny
35 NIEDERBERGER Mathias

Team: CHN

No. Name

1 OUBAN Yongli
45 JIERUIMI Shimisi

Team Line-ups

Team: GER (Black)

No. Pos. Name

5	D	HOLZER Korbinian +A
38	D	WAGNER Fabio
8	F	RIEDER Tobias
83	F	PFODERL Leonhard
92	F	NOEBELS Marcel
85	D	BRANDT Marcel
91	D	MULLER Moritz +C
15	F	LOIBL Stefan
72	F	KAHUN Dominik
95	F	TIFFELS Frederik
16	D	ABELTSHAUSER Konrad
41	D	MULLER Jonas
22	F	PLACHTA Matthias
86	F	PIETTA Daniel
89	F	WOLF David
3	D	BITTNER Dominik
21	F	KRAMMER Nicolas
34	F	KUHNHACKL Tom
42	F	EHLIZ Yasin
50	F	HAGER Patrick +A

Head Coach: SODERHOLM Toni

NOT DRESSED:

11 D NOWAK Marco
54 F BERGMANN Lean
90 GK BRUCKMANN Felix

Team: CHN (White)

No. Pos. Name

5	D	RUIAN Sipulaoer
60	D	DANNISI Aoxibofu
15	F	FU Jiang +A
20	F	LUO Jia
22	F	FU Shuai
7	D	JIEKE Kailiaosi
77	D	ZHENG Enlai +A
18	F	YE Jinguang +C
56	F	ZHANG Zesen
91	F	WANG Taile
2	D	LIU Jie
93	D	YUAN Junjie
47	F	JIAN An
61	F	WEI Ruike
88	F	YAN Juncheng
6	D	CHEN Zimeng
11	D	ZHANG Pengfei
81	D	YAN Ruinan
19	F	ZHONG Wei
98	F	YING Rudi

Head Coach: ZANATTA Ivano

NOT DRESSED:

10 F XIANG Xudong
17 F GUO Jianing
33 GK HAN Pengfei

Legend:

+A	Assistant Captain	+C	Captain	D	Defender	F	Forward
No.	Jersey number	Pos.	Position				



Graphical Line-ups
阵容图 / Alignments

GER - CHN

Referees

10 RENEAU Stephen (USA) , 19 SIDORENKO Maxim (BLR)

Linespersons

74 OLIVER Brian (USA) , 50 ONDRACEK Jiri (CZE)

Team: GER - Germany (Black)

Head Coach: SODERHOLM Toni

S1 35 NIEDERBERGER Mathias		
33 aus den BIRKEN Danny		
S3 38 WAGNER Fabio	S2 5 HOLZER Korbinian +A	
S6 92 NOEBELS Marcel	S5 83 PFOEDERL Leonhard	S4 8 RIEDER Tobias
91 MULLER Moritz +C		85 BRANDT Marcel
15 LOIBL Stefan	72 KAHUN Dominik	95 TIFFELS Frederik
41 MULLER Jonas		16 ABELTSHAUSER Konrad
89 WOLF David	86 PIETTA Daniel	22 PLACHTA Matthias
3 BITTNER Dominik		21 KRAMMER Nicolas
42 EHLIZ Yasin	50 HAGER Patrick +A	34 KUHNHACKL Tom

Team: CHN - China (White)

Head Coach: ZANATTA Ivano

S1 45 JIERUIMI Shimisi		
1 OUBAN Yongli		
S3 60 DANNISI Aoxibofu	S2 5 RUIAN Sipulaoer	
S6 22 FU Shuai	S4 15 FU Jiang +A	S5 20 LUO Jia
7 JIEKE Kailiaosi		77 ZHENG Enlai +A
18 YE Jinguang +C	91 WANG Taile	56 ZHANG Zesen
93 YUAN Junjie		2 LIU Jie
61 WEI Ruike	47 JIAN An	88 YAN Juncheng
6 CHEN Zimeng		11 ZHANG Pengfei
81 YAN Ruinan	98 YING Rudi	19 ZHONG Wei

Legend:

+A Assistant Captain **+C** Captain **Sn** Starting position



Game Summary

比赛总结 / Résumé du match

GER - CHN 3 - 2 (2 - 0, 1 - 1, 0 - 1)

Spectators	Referees	Linespersons
804	10 RENEAU Stephen (USA), 19 SIDORENKO Maxim (BLR)	74 OLIVER Brian (USA), 50 ONDRACEK Jiri (CZE)

Team Statistics

Period	Score	SVS	SOG	PIM	TPP	PPG	SHG
1	2 : 0	6 : 15	17 : 6	4 : 2	02:00 : 04:00	0 : 0	0 : 0
2	1 : 1	7 : 11	12 : 8	6 : 0	00:00 : 04:16	0 : 0	0 : 0
3	0 : 1	1 : 9	9 : 2	2 : 4	04:00 : 02:18	0 : 1	0 : 0
Total	3 : 2	14 : 35	38 : 16	12 : 6	06:00 : 10:34	0 : 1	0 : 0

1st Period

Action	Time	ET/Res	Team	Type	No.	Name	(G)	Name of Assistant(s) / Action Description
GK	00:00		GER		35	NIEDERBERGER M		- Goalkeeper in
GK	00:00		CHN		45	JIERUIMI S		- Goalkeeper in
Penalty	03:08	05:08	GER	2 min.		- Team penalty		- Too Many Players / Served by: 95 TIFFELS F
Penalty	11:21	13:21	CHN	2 min.	2	LIU J		- Hooking
Goal	13:33	1 : 0	GER	EQ	85	BRANDT M	(1)	On Ice GER 35 16 50 72 83 85 CHN 45 5 7 22 61 91
Penalty	14:04	16:04	GER	2 min.	42	EHLIZ Y		- Holding an opponent
Goal	16:24	2 : 0	GER	EQ	5	HOLZER K	(1)	On Ice GER 35 5 15 38 72 95 CHN 45 7 18 56 77 91

2nd Period

Action	Time	ET/Res	Team	Type	No.	Name	(G)	Name of Assistant(s) / Action Description
Goal	24:41	3 : 0	GER	EQ	72	KAHUN D	(1)	On Ice GER 35 3 8 72 91 95 CHN 45 5 7 15 20 22
Penalty	25:37	27:37	GER	2 min.	89	WOLF D		- Interference
Penalty	30:42	32:42	GER	2 min.	85	BRANDT M		- Tripping
Goal	39:14	3 : 1	CHN	EQ	22	FU S	(1)	On Ice GER 35 22 85 86 89 91 CHN 45 5 7 15 22 91
Penalty	39:44	41:44	GER	2 min.	89	WOLF D		- Roughing

3rd Period

Action	Time	ET/Res	Team	Type	No.	Name	(G)	Name of Assistant(s) / Action Description
Penalty	45:19	47:19	CHN	2 min.	98	YING R		- Hooking
Penalty	48:26	49:00	GER	2 min.	42	EHLIZ Y		- High Sticking
Goal	49:00	3 : 2	CHN	PP1	91	WANG T	(1)	On Ice GER 35 5 21 38 50 CHN 45 5 15 18 22 91 *
Penalty	56:31	58:31	CHN	2 min.	20	LUO J		- Tripping
Time-out	58:26		CHN					
GK	58:40		CHN					45 JIERUIMI S - Goalkeeper out
GK	60:00		GER					35 NIEDERBERGER M - Goalkeeper out

Goalkeeper Records

Team : GER - Germany

No.	Name	SOG	SVS	MIP
35	NIEDERBERGER Mathias	16	14	60:00
33	aus den BIRKEN Danny			

Team : CHN - China

No.	Name	SOG	SVS	MIP
45	JIERUIMI Shimisi	38	35	58:40
1	OUBAN Yongli			

Game Statistics

Team : GER (Black)

Head Coach : SODERHOLM Toni

No.	Pos.	Name	Shots on Goal							Time on Ice													
			G	A	P	PIM	FO+	FO-	FO+/-	FO%	1	2	3	OT	TS	+/-	1	2	3	OT	TOT	SHF	AVG
5	D	HOLZER Korbinian	+A	1	0	1	0	0	1	-1	0.00	2	1	1	4	+1	6:03	6:02	6:22		18:27	27	0:41
8	F	RIEDER Tobias		0	1	1	0	0	0	0	0.00	1	0	0	1	+1	7:22	4:02	5:18		16:42	24	0:41



Head Coach : SODERHOLM Toni		Shots on Goal											Time on Ice										
No.	Pos.	Name	G	A	P	PIM	FO+	FO-	FO+/-	FO%	1	2	3	OT	TS	+/-	1	2	3	OT	TOT	SHF	AVG
38	D	WAGNER Fabio	0	0	0	0	0	0	0	0.00	1	0	1	2	2	+1	5:06	5:19	3:38	14:03	26	0:32	
83	F	PFODERL Leonhard	0	0	0	0	4	7	-3	36.36	0	1	2	3	3	+1	3:58	4:41	6:46	15:25	21	0:44	
92	F	NOEBELS Marcel	0	0	0	0	0	0	0	0.00	0	0	0	0	0	0	4:08	4:40	5:35	14:23	20	0:43	
15	F	LOIBL Stefan	0	0	0	0	1	2	-1	33.33	1	1	0	2	2	+1	4:52	4:13	3:26	12:31	17	0:44	
72	F	KAHUN Dominik	1	1	2	0	8	6	2	57.14	1	2	0	3	3	+3	4:45	3:47	4:15	12:47	16	0:47	
85	D	BRANDT Marcel	1	0	1	2	0	0	0	0.00	4	0	0	4	0	0	3:57	5:08	5:50	14:55	19	0:47	
91	D	MULLER Moritz +C	0	1	1	0	0	0	0	0.00	1	1	0	2	0	0	5:54	7:30	5:58	19:22	30	0:38	
95	F	TIFFELS Frederik	0	0	0	0	0	0	0	0.00	1	1	0	2	2	+2	4:57	5:00	4:44	14:41	19	0:46	
16	D	ABELTSHAUSER Konrad	0	0	0	0	0	0	0	0.00	0	0	2	2	2	+1	4:42	5:02	3:53	13:37	20	0:40	
22	F	PLACHTA Matthias	0	0	0	0	0	0	0	0.00	2	1	0	3	3	-1	5:41	4:52	5:43	16:16	21	0:46	
41	D	MULLER Jonas	0	0	0	0	0	0	0	0.00	0	0	0	0	0	0	6:20	6:50	6:23	19:33	24	0:48	
86	F	PIETTA Daniel	0	0	0	0	9	4	5	69.23	0	0	1	1	1	-1	4:15	4:38	4:25	13:18	18	0:44	
89	F	WOLF David	0	0	0	4	0	0	0	0.00	0	1	1	2	2	-1	4:41	3:19	4:59	12:59	20	0:38	
3	D	BITTNER Dominik	0	0	0	0	0	0	0	0.00	1	1	1	3	3	+1	4:11	3:49	3:59	11:59	17	0:42	
21	F	KRAMMER Nicolas	0	0	0	0	1	1	0	50.00	0	0	0	0	0	0	0:56	1:35	1:02	3:33	5	0:42	
34	F	KUHNHACKL Tom	0	0	0	0	0	0	0	0.00	1	1	0	2	0	0	4:34	5:42	4:44	15:00	21	0:42	
42	F	EHLIZ Yasin	0	0	0	4	0	0	0	0.00	0	1	0	1	0	0	3:27	4:07	4:47	12:21	18	0:41	
50	F	HAGER Patrick +A	0	0	0	0	8	9	-1	47.06	1	0	0	1	1	+1	5:32	4:34	5:01	15:07	21	0:43	
33	GK	aus den BIRKEN Danny	0	0	0	0					0	0	0	0	0								
35	GK	NIEDERBERGER Matthias	0	0	0	0					0	0	0	0	0								
Total			3	3	6	10	31	30	1	50.82	17	12	9	38									

Team : CHN (White)

Head Coach : ZANATTA Ivano		Shots on Goal											Time on Ice										
No.	Pos.	Name	G	A	P	PIM	FO+	FO-	FO+/-	FO%	1	2	3	OT	TS	+/-	1	2	3	OT	TOT	SHF	AVG
5	D	RUIAN Sipulaoer	0	2	2	0	0	0	0	0.00	0	0	0	0	0	-1	6:53	8:32	9:11	24:36	30	0:49	
15	F	FU Jiang +A	0	0	0	0	0	1	-1	0.00	0	0	0	0	0	0	7:39	9:21	9:33	26:33	27	0:59	
20	F	LUO Jia	0	0	0	2	9	11	-2	45.00	1	0	0	1	1	-1	6:51	6:46	7:11	20:48	25	0:49	
22	F	FU Shuai	1	0	1	0	0	0	0	0.00	1	2	0	3	3	-1	6:15	8:12	8:47	23:14	28	0:49	
60	D	DANNISI Aoxibofu	0	0	0	0	0	0	0	0.00	0	0	0	0	0	0	5:05	4:21	6:13	15:39	27	0:34	
7	D	JIEKE Kailiaosi	0	1	1	0	0	0	0	0.00	1	0	1	2	2	-2	6:17	5:48	8:26	20:31	28	0:43	
18	F	YE Jinguang +C	0	1	1	0	0	0	0	0.00	0	1	0	1	1	-1	8:12	8:19	9:15	25:46	29	0:53	
56	F	ZHANG Zesen	0	0	0	0	0	0	0	0.00	0	0	0	0	0	0	4:22	3:01	0:00	7:23	11	0:40	
77	D	ZHENG Enlai +A	0	0	0	0	0	0	0	0.00	0	0	0	0	0	0	3:16	3:27	4:21	11:04	18	0:36	
91	F	WANG Taile	1	0	1	0	13	13	0	50.00	1	2	1	4	4	-1	7:46	9:55	8:18	25:59	29	0:53	
2	D	LIU Jie	0	0	0	2	0	0	0	0.00	0	0	0	0	0	0	7:11	8:22	8:20	23:53	26	0:55	
47	F	JIAN An	0	0	0	0	8	6	2	57.14	2	0	0	2	0	0	5:52	2:49	4:39	13:20	21	0:38	
61	F	WEI Ruike	0	0	0	0	0	0	0	0.00	0	1	0	1	1	-1	5:25	6:57	5:17	17:39	21	0:50	
88	F	YAN Juncheng	0	0	0	0	0	0	0	0.00	0	0	0	0	0	0	4:45	4:41	2:55	12:21	16	0:46	
93	D	YUAN Junjie	0	0	0	0	0	0	0	0.00	0	0	0	0	0	0	6:10	4:31	3:34	14:15	17	0:50	
6	D	CHEN Zimeng	0	0	0	0	0	0	0	0.00	0	0	0	0	0	0	1:01	0:00	0:00	1:01	1	1:01	
11	D	ZHANG Pengfei	0	0	0	0	0	0	0	0.00	0	0	0	0	0	0	0:00	0:00	0:00	0:00	0	0:00	
19	F	ZHONG Wei	0	0	0	0	0	0	0	0.00	0	0	0	0	0	0	1:26	1:07	0:00	2:33	3	0:51	
81	D	YAN Ruinan	0	0	0	0	0	0	0	0.00	0	0	0	0	0	0	1:36	0:00	0:00	1:36	2	0:48	
98	F	YING Rudi	0	0	0	2	0	0	0	0.00	0	2	0	2	0	0	1:23	3:25	1:08	5:56	9	0:39	
1	GK	OUBAN Yongli	0	0	0	0					0	0	0	0	0								
45	GK	JIERUIMI Shimisi	0	0	0	0					0	0	0	0	0								
Total			2	4	6	6	30	31	-1	49.18	6	8	2	16									

Group A

R	Team	GP	W	OTW	OTL	L	GDF	GF:GA	PTS
1	USA	2	2	0	0	0	+10	12 : 2	6
2	CAN	2	1	0	0	1	+2	7 : 5	3
3	GER	2	1	0	0	1	-3	4 : 7	3
4	CHN	2	0	0	0	2	-9	2 : 11	0

	CAN	CHN	GER	USA
CAN	*****	SUN 13 FEB 21:10	5:1	2:4
CHN	SUN 13 FEB 21:10	*****	2:3	0:8
GER	1:5	3:2	*****	SUN 13 FEB 21:10
USA	4:2	8:0	SUN 13 FEB 21:10	*****



National Indoor Stadium

国家体育馆
Palais national omnisports

SAT 12 FEB 2022

Start Time 16:40
End Time 18:57

Ice Hockey

冰球 / Hockey sur glace

Men

男子 / Hommes

Preliminary round - Group A, Game 12

小组赛轮次 - A 组, 比赛 12 / Tour préliminaire - Groupe A, Match 12



Legend:

(G) Goals in tournament	* Does not count for Plus/minus	+/- Plus/minus net	+A Assistant Captain
+C Captain	A Assists	AVG Average time on ice / shift	D Defender
EQ Equal strength	ET/Res Penalty end time/Result of game	F Forward	FO% Face-offs won as percentage
FO+ Face-offs won	FO- Face-offs lost	FO+/- Face-offs net	G Goals
GA Goals against	GDF Goal difference	GF Goals for	GK Goalkeeper
GP Games played	L Losses	MIP Minutes in play (GK)	No. Jersey number
OT Overtime	OTL Overtime losses	OTW Overtime wins	P Points
PIM Penalties in minutes	Pos. Position	PP1 Power play - 1 player	PPG Power play goals
PTS Points	R Rank	SHF Number of shifts	SHG Shorthanded goals
SOG Shots on goal	SVS Saves	TOT Total	TPP Time on power play
TS Total shots	W Wins		



National Indoor Stadium
 国家体育馆
 Palais national omnisports
SAT 12 FEB 2022
 Start Time 16:40



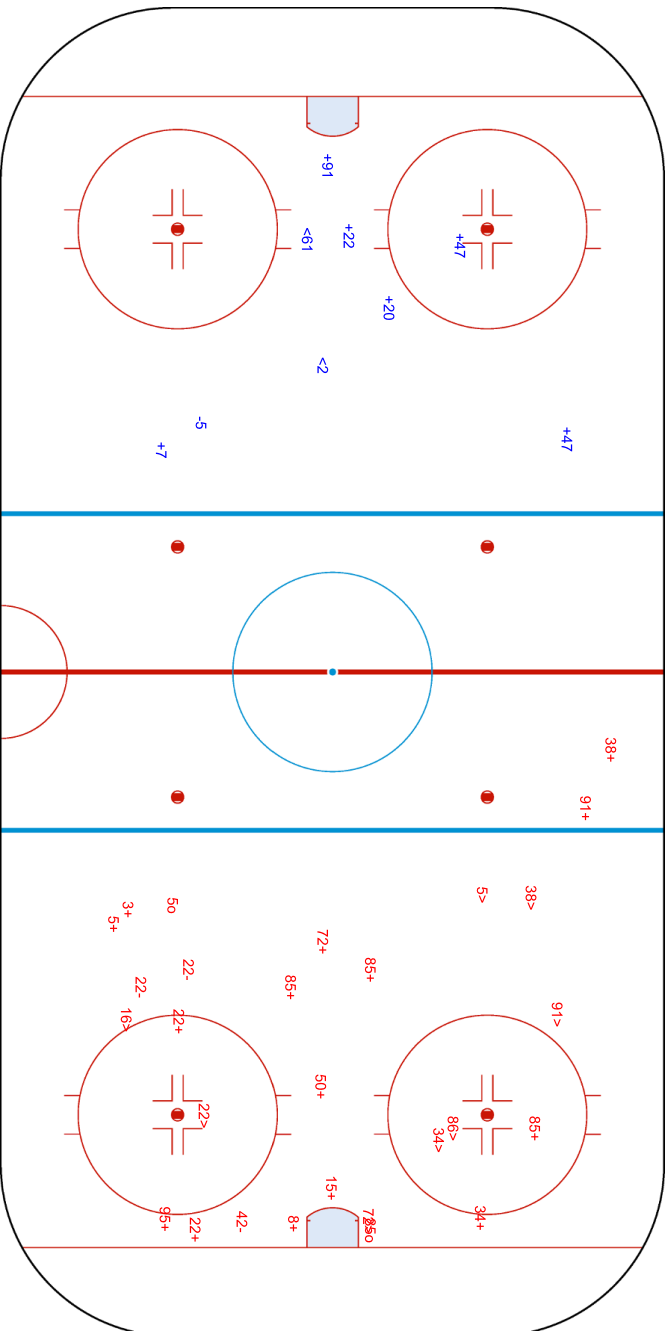
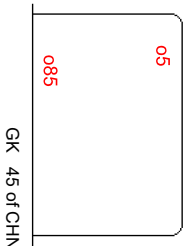
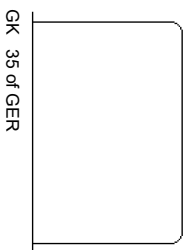
Ice Hockey
 冰球 / Hockey sur glace
Men
 男子 / Hommes
Preliminary round - Group A, Game 12
 小组赛轮次 - A组, 比赛 12 / Tour préliminaire - Groupe A, Match 12

Shot Chart
 射门表 / Analyse des tirs

GER - CHN

Shots by CHN
 Goals (G): 0
 SSP (-): 2
 SSG (+): 6
 SPG (-): 1

Shots by GER
 Goals (G): 2
 SSP (-): 8
 SSG (+): 15
 SPG (-): 3





National Indoor Stadium
 国家体育馆
 Palais national omnisports

SAT 12 FEB 2022
 Start Time 16:40

Ice Hockey
 冰球 / Hockey sur glace



Men
 男子 / Hommes
Preliminary round - Group A, Game 12
 小组赛轮次 - A组, 比赛 12 / Tour préliminaire - Groupe A, Match 12

Shots by GER
 Goals (0): 1 SSG (+): 11
 SSP (-): 3 SPG (-): 0

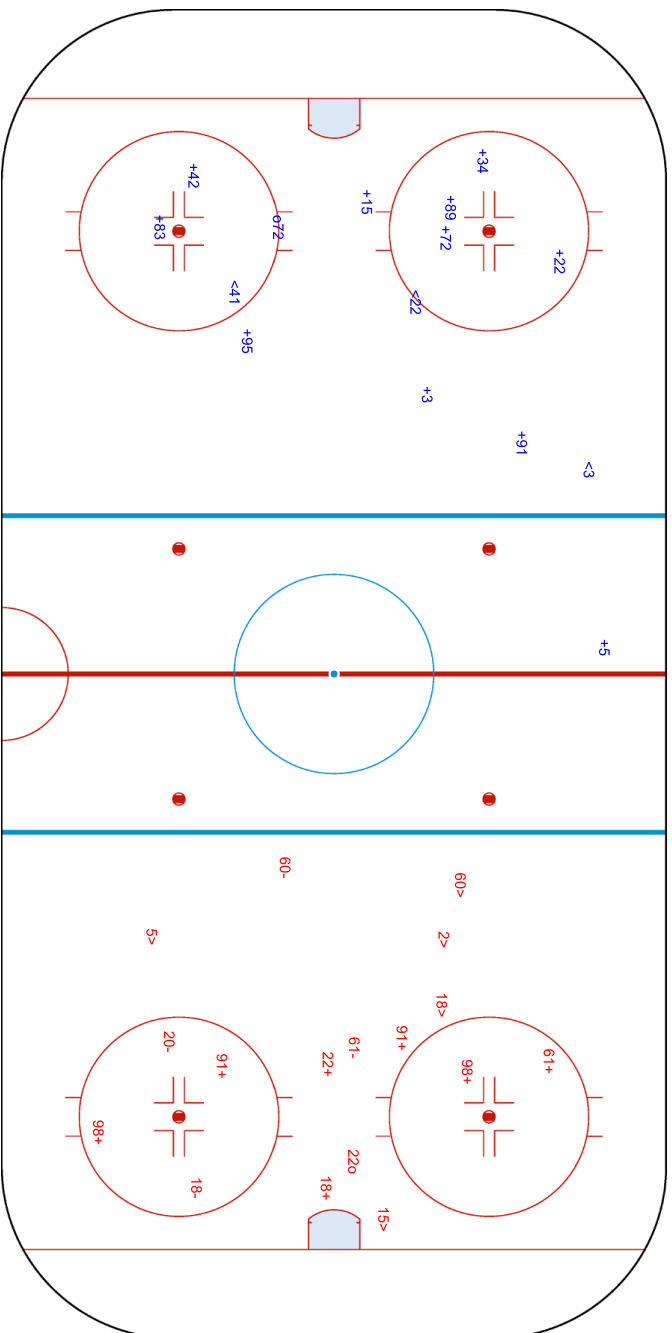
Shots by CHN
 Goals (0): 1 SSG (+): 7
 SSP (-): 5 SPG (-): 4

GK 45 of CHN

072

GK 35 of GER

022





National Indoor Stadium
 国家体育馆
 Palais national omnisports

SAT 12 FEB 2022
 Start Time 16:40

Ice Hockey
 冰球 / Hockey sur glace



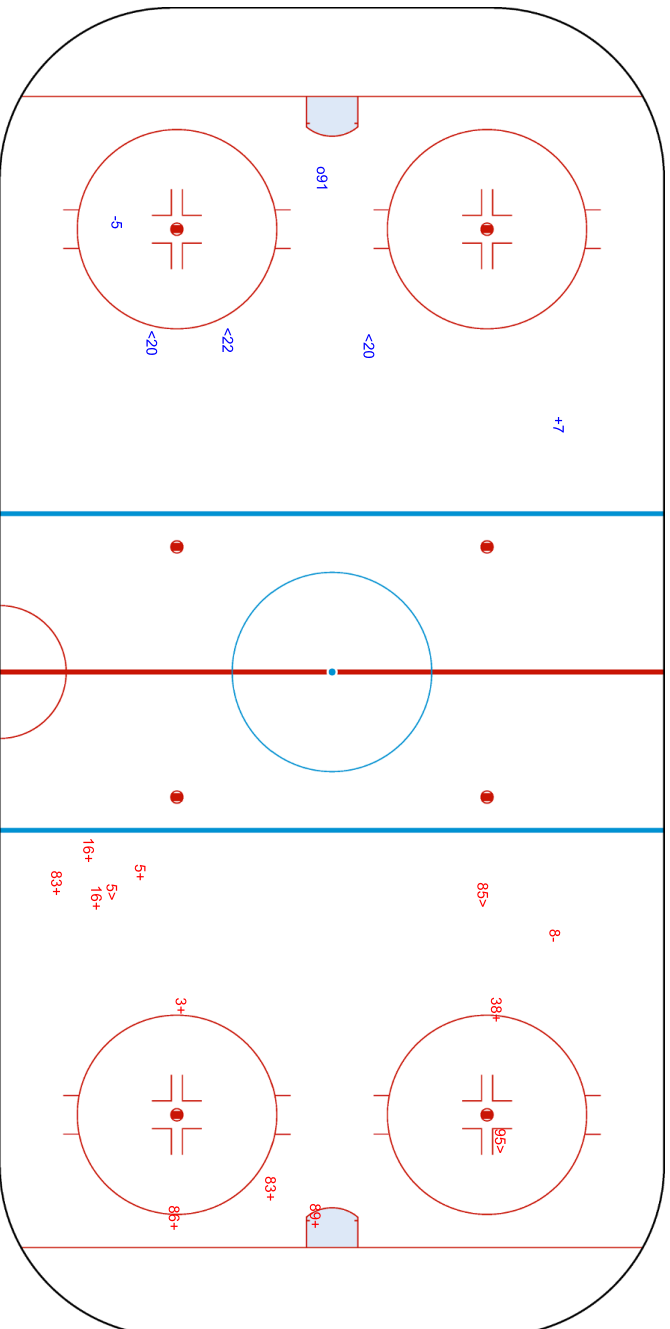
Men
 男子 / Hommes
Preliminary round - Group A, Game 12
 小组赛轮次 - A组, 比赛 12 / Tour préliminaire - Groupe A, Match 12

Shots by CHN
 Goals (0): 1
 SSP (-): 3

Shots by GER
 Goals (0): 0
 SSP (-): 3

SSG (+): 1
 SPG (-): 1

SSG (+): 9
 SPG (-): 1



Legend:	GK	Goalkeeper	SPG	Shots past goal	SSG	Shots saved by goalkeeper	SSP	Shots saved by player
---------	----	------------	-----	-----------------	-----	---------------------------	-----	-----------------------



Face-off Chart

争球表 / Statistiques des mises en jeu

GER - CHN

1st PERIOD

	GER		CHN		GER		CHN		
	Def. zone	Att. zone	Neutral zone	Neutral zone	Att. zone	Def. zone	Att. zone	Def. zone	
	+ 21	- 91	+ 83	- 20	+ 86	- 91	+ 86	- 91	
	- 50	+ 91	- 72	+ 91	+ 86	- 91	+ 83	- 47	
			+ 72	- 20	+ 50	- 91	- 50	+ 91	
			- 83	+ 47	- 72	+ 20	+ 72	- 47	
			+ 15	- 47	- 15	+ 47	- 50	+ 20	
			+ 50	- 20	+ 50	- 20	+ 72	- 47	
			- 72	+ 91	- 72	+ 20	- 72	+ 20	
					- 15	+ 47	+ 50	- 20	
					+ 50	- 20	- 50	+ 20	
					+ 72	- 91	+ 72	- 91	
Total wins / period	1 / 50%	1 / 50%	4 / 57%	3 / 43%	7 / 64%	4 / 36%	Total wins all zones		
							GER	CHN	
							12 / 60%	8 / 40%	

2nd PERIOD

	GER		CHN		GER		CHN		
	Def. zone	Att. zone	Neutral zone	Neutral zone	Att. zone	Def. zone	Att. zone	Def. zone	
	+ 83	- 20	- 83	+ 20	- 72	+ 91	- 72	+ 91	
	+ 50	- 91	- 72	+ 91	- 86	+ 47	+ 86	- 47	
	+ 86	- 91	- 21	+ 47	+ 86	- 47	- 83	+ 20	
	+ 50	- 91	+ 86	- 91	- 83	+ 20	+ 72	- 91	
	+ 86	- 15	- 86	+ 91	+ 72	- 91	- 83	+ 91	
	+ 50	- 91	- 72	+ 20	- 83	+ 91	- 5	+ 91	
			+ 72	- 20					
			+ 86	- 20					
Total wins / period	6 / 100%	0 / 0%	3 / 38%	5 / 62%	2 / 29%	5 / 71%	Total wins all zones		
							GER	CHN	
							11 / 52%	10 / 48%	

3rd PERIOD

	GER		CHN		GER		CHN		
	Def. zone	Att. zone	Neutral zone	Neutral zone	Att. zone	Def. zone	Att. zone	Def. zone	
	+ 86	- 20	- 50	+ 91	+ 72	- 47	+ 72	- 20	
	+ 50	- 91	- 50	+ 91	+ 72	- 20	+ 72	- 20	
	- 50	+ 91	- 83	+ 91	- 86	+ 20	- 86	+ 20	
	- 86	+ 20	+ 50	- 47	- 50	+ 47	- 50	+ 47	
			+ 86	- 91	+ 83	- 20	+ 83	- 20	
			- 83	+ 20	- 83	+ 20	- 50	+ 47	
					- 50	+ 47	- 50	+ 47	
					- 50	+ 47	- 15	+ 47	
Total wins / period	2 / 50%	2 / 50%	2 / 33%	4 / 67%	4 / 40%	6 / 60%	Total wins all zones		
							GER	CHN	
							8 / 40%	12 / 60%	

TOTAL



Total wins / game	GER	CHN	GER	CHN	GER	CHN	Total wins all zones	
	Def. zone	Att. zone	Neutral zone		Att. zone	Def. zone	GER	CHN
	9 / 75%	3 / 25%	9 / 43%	12 / 57%	13 / 46%	15 / 54%	31 / 51%	30 / 49%

HEAD TO HEAD

No.	CHN				Tot.	wins GER	Dz	Nz	Az
	15	20	47	91					
5				0 - 1	1	0 0%			0 0%
15			1 - 2		3	1 33%		1 100%	0 0%
21			0 - 1	1 - 0	2	1 50%	1 100%	0 0%	
50		2 - 1	1 - 3	5 - 5	17	8 47%	4 67%	2 50%	2 29%
72		4 - 2	2 - 0	2 - 4	14	8 57%		2 33%	6 75%
83		3 - 4	1 - 1	0 - 2	11	4 36%	1 100%	1 20%	2 40%
86	1 - 0	2 - 2	1 - 1	5 - 1	13	9 69%	3 75%	3 75%	3 60%
Tot.	1	20	14	26	61	31 51%	9 75%	9 43%	13 46%
wins CHN	0 0%	9 45%	8 57%	13 50%	30 49%				
Dz		5 56%	6 60%	4 44%	15 54%				
Nz		3 38%	2 50%	7 78%	12 57%				
Az	0 0%	1 33%		2 25%	3 25%				

Legend:

Az Attacking zone **Dz** Defending zone **No.** Jersey number **Nz** Neutral zone **Tot.** Total face-offs played



Line-Ups

阵容 / Composition des équipes

ROC - CZE

Referees

6 KAUKOKARI Mikko (FIN) , 18 NORD Mikael (SWE)

Linespersons

49 LUNDGREN Ludvig (SWE) , 66 NIKULAINEN Lauri (FIN)

Goalkeepers

Team: ROC

No.	Name
28	FEDOTOV Ivan
31	SAMONOV Alexander

Team: CZE

No.	Name
11	HRUBEC Simon
32	BARTOSAK Patrik

Team Line-ups

Team: ROC (Red)

No.	Pos.	Name
57	D	NIKISHIN Alexander
89	D	NESTEROV Nikita
22	F	GALIEV Stanislav
76	F	CHIBISOV Andrei
87	F	SHIPACHYOV Vadim +C
<hr/>		
4	D	YELESIN Alexander
44	D	YAKOVLEV Yegor +A
55	F	TKACHYOV Vladimir
81	F	GRITSYUK Arseni
97	F	GUSEV Nikita
<hr/>		
7	D	TELEGIN Sergei
27	D	VOINOV Vyacheslav
10	F	VORONKOV Dmitri
15	F	KARNAUKHOV Pavel
58	F	SLEPYSHEV Anton
<hr/>		
43	D	SHARIPZYANOV Damir
11	F	ANDRONOV Sergei +A
16	F	PLOTNIKOV Sergei
25	F	GRIGORENKO Mikhail
94	F	SEMYONOV Kirill

Head Coach: ZHAMNOV Alexei

NOT DRESSED:

24 F KAYUMOV Artur
72 D MINULIN Artyom
82 GK BILYALOV Timur

Team: CZE (White)

No.	Pos.	Name
65	D	MOZIK Vojtech
88	D	SULAK Libor
38	F	HYKA Tomas
45	F	SEDLAK Lukas
46	F	KREJCI David +A
<hr/>		
5	D	JERABEK Jakub +A
84	D	KUNDRATEK Tomas
10	F	CERVENKA Roman +C
17	F	SOBOTKA Vladimir
43	F	KOVAR Jan
<hr/>		
3	D	KNOT Ronald
31	D	KLOK Lukas
26	F	REPIK Michal
44	F	STRANSKY Matej
52	F	SPACEK Michael
<hr/>		
9	D	SKLENICKA David
13	F	SMEJKAL Jiri
20	F	ZOHORNA Hynek
25	F	LENC Radan
79	F	ZOHORNA Tomas

Head Coach: PESAN Filip

NOT DRESSED:

6 D MUSIL David
35 GK WILL Roman
67 F FROLIK Michael

Legend:

+A	Assistant Captain	+C	Captain	D	Defender	F	Forward
No.	Jersey number	Pos.	Position				



Graphical Line-ups
阵容图 / Alignments

ROC - CZE

Referees

6 KAUKOKARI Mikko (FIN) , 18 NORD Mikael (SWE)

Linespersons

49 LUNDGREN Ludvig (SWE) , 66 NIKULAINEN Lauri (FIN)

Team: ROC - ROC (Red)

Head Coach: ZHAMNOV Alexei

S1 28 FEDOTOV Ivan		
31 SAMONOV Alexander		
S2 57 NIKISHIN Alexander	S3 89 NESTEROV Nikita	
S4 22 GALIEV Stanislav	S6 87 SHIPACHYOV Vadim +C	S5 76 CHIBISOV Andrei
44 YAKOVLEV Yegor +A		4 YELESIN Alexander
97 GUSEV Nikita	55 TKACHYOV Vladimir	81 GRITSYUK Arseni
7 TELEGIN Sergei		27 VOINOV Vyacheslav
58 SLEPYSHEV Anton	15 KARNAUKHOV Pavel	10 VORONKOV Dmitri
43 SHARIPZYANOV Damir		94 SEMYONOV Kirill
16 PLOTNIKOV Sergei	11 ANDRONOV Sergei +A	25 GRIGORENKO Mikhail

Team: CZE - Czech Republic (White)

Head Coach: PESAN Filip

S1 11 HRUBEC Simon		
32 BARTOSAK Patrik		
S3 88 SULAK Libor	S2 65 MOZIK Vojtech	
S5 45 SEDLAK Lukas	S6 46 KREJCI David +A	S4 38 HYKA Tomas
5 JERABEK Jakub +A		84 KUNDRATEK Tomas
10 CERVENKA Roman +C	43 KOVAR Jan	17 SOBOTKA Vladimir
31 KLOK Lukas		3 KNOT Ronald
44 STRANSKY Matej	52 SPACEK Michael	26 REPIK Michal
9 SKLENICKA David		25 LENC Radan
13 SMEJKAL Jiri	79 ZOHORNA Tomas	20 ZOHORNA Hynek

Legend:

+A Assistant Captain **+C** Captain **Sn** Starting position



Game Summary

比赛总结 / Résumé du match

ROC - CZE 5 - 6 (1 - 1, 1 - 2, 3 - 2, 0 - 1)

Spectators	Referees	Linespersons
921	6 KAUKOKARI Mikko (FIN) , 18 NORD Mikael (SWE)	49 LUNDGREN Ludvig (SWE) , 66 NIKULAINEN Lauri (FIN)

Team Statistics

Period	Score	SVS	SOG	PIM	TPP	PPG	SHG
1	1 : 1	11 : 5	6 : 12	6 : 4	02:00 : 02:38	0 : 1	0 : 0
2	1 : 2	14 : 10	11 : 16	25 : 4	02:15 : 02:26	1 : 2	0 : 0
3	3 : 2	8 : 9	12 : 10	0 : 2	02:00 : 02:34	0 : 0	0 : 0
OT	0 : 1	2 : 0	0 : 3	2 : 0	00:00 : 01:52	0 : 1	0 : 0
Total	5 : 6	35 : 24	29 : 41	33 : 10	06:15 : 09:30	1 : 4	0 : 0

1st Period

Action	Time	ET/Res	Team	Type	No.	Name	(G)	Name of Assistant(s) / Action Description
GK	00:00		ROC		28	FEDOTOV I		- Goalkeeper in
GK	00:00		CZE		11	HRUBEC S		- Goalkeeper in
Penalty	00:12	02:12	CZE	2 min.	38	HYKA T		- Hooking
Goal	04:51	1 : 0	ROC	EQ	55	TKACHYOV V	(1)	97 GUSEV N On Ice ROC 28 4 44 55 81 97 89 NESTEROV N CZE 11 5 9 13 20 79
Penalty	11:59	12:37	ROC	2 min.	4	YELESIN A		- Interference
Goal	12:37	1 : 1	CZE	PP1	84	KUNDRATEK T	(1)	10 CERVENKA R On Ice ROC 28 11 15 43 57 44 STRANSKY M CZE 11 10 43 44 46 84 *
Penalty	15:15	17:15	ROC	2 min.	43	SHARIPZYANOV D		- Cross-Checking
Penalty	19:24	21:24	CZE	2 min.	31	KLOK L		- Slashing
Penalty	19:24	21:24	ROC	2 min.	10	VORONKOV D		- Slashing

2nd Period

Action	Time	ET/Res	Team	Type	No.	Name	(G)	Name of Assistant(s) / Action Description
Penalty	30:04	32:04	CZE	2 min.	13	SMEJKAL J		- Holding an opponent
Penalty	31:08	32:19	CZE	2 min.	17	SOBOTKA V		- Hooking
Goal	32:19	2 : 1	ROC	PP1	89	NESTEROV N	(1)	97 GUSEV N On Ice ROC 28 16 25 58 89 97 16 PLOTNIKOV S CZE 11 3 13 31 46 *
Penalty	37:34	64:29	ROC	25 min.	10	VORONKOV D		- Illegal Check to the Head or Neck / Served by: 81 GRITSYUK A
Goal	38:41	2 : 2	CZE	PP1	46	KREJCI D	(2)	10 CERVENKA R On Ice ROC 28 11 43 57 94 84 KUNDRATEK T CZE 11 10 26 43 46 84 *
Goal	39:16	2 : 3	CZE	PP1	52	SPACEK M	(1)	88 SULAK L On Ice ROC 28 4 15 44 55 17 SOBOTKA V CZE 11 17 26 45 52 88 *

3rd Period

Action	Time	ET/Res	Team	Type	No.	Name	(G)	Name of Assistant(s) / Action Description
Goal	43:14	2 : 4	CZE	EQ	31	KLOK L	(1)	79 ZOHORNA T On Ice ROC 28 15 25 27 58 89 20 ZOHORNA H CZE 11 3 13 20 31 79
Goal	43:50	3 : 4	ROC	EQ	94	SEMYONOV K	(2)	16 PLOTNIKOV S On Ice ROC 28 4 11 16 44 94 11 ANDRONOV S CZE 11 5 10 17 43 84
Goal	46:43	4 : 4	ROC	EQ	81	GRITSYUK A	(1)	97 GUSEV N On Ice ROC 28 55 57 81 89 97 55 TKACHYOV V CZE 11 26 44 52 65 88
Goal	48:22	5 : 4	ROC	EQ	76	CHIBISOV A	(1)	27 VOINOV V On Ice ROC 28 22 27 43 76 87 87 SHIPACHYOV V CZE 11 5 13 20 79 84
Goal	48:57	5 : 5	CZE	EQ	38	HYKA T	(1)	45 SEDLAK L On Ice ROC 28 11 16 27 43 94 46 KREJCI D CZE 11 3 31 38 45 46
Penalty	52:12	54:12	CZE	2 min.	17	SOBOTKA V		- Slashing

Overtime

Action	Time	ET/Res	Team	Type	No.	Name	(G)	Name of Assistant(s) / Action Description
Penalty	62:37	64:29	ROC	2 min.	57	NIKISHIN A		- Slashing
Time-out	62:37		CZE					
Goal	64:29	5 : 6	CZE	PP1	88	SULAK L	(1)	46 KREJCI D On Ice ROC 28 4 15 44 CZE 11 10 43 46 88 *



Action	Time	ET/Res	Team	Type	No. Name	(G)	Name of Assistant(s) / Action Description
GK	64:29		ROC				28 FEDOTOV I - Goalkeeper out
GK	64:29		CZE				11 HRUBEC S - Goalkeeper out

Goalkeeper Records

Team : ROC - ROC

No. Name	SOG	SVS	MIP
28 FEDOTOV Ivan	41	35	64:29
31 SAMONOV Alexander			

Team : CZE - Czech Republic

No. Name	SOG	SVS	MIP
11 HRUBEC Simon	29	24	64:29
32 BARTOSAK Patrik			

Game Statistics

Team : ROC (Red)

Head Coach : ZHAMNOV Alexei			Shots on Goal								Time on Ice												
No.	Pos.	Name	G	A	P	PIM	FO+	FO-	FO+/-	FO%	1	2	3	OT	TS	+/-	1	2	3	OT	TOT	SHF	AVG
22	F	GALIEV Stanislav	0	0	0	0	0	0	0	0.00	0	1	0	0	1	+1	4:45	3:48	3:52	0:41	13:06	19	0:41
57	D	NIKISHIN Alexander	0	0	0	2	0	0	0	0.00	0	0	0	0	0	+1	6:41	7:44	6:34	0:40	21:39	30	0:43
76	F	CHIBISOV Andrei	1	0	1	0	0	0	0	0.00	0	0	1	0	1	+1	4:35	3:53	3:47	0:19	12:34	19	0:39
87	F	SHIPACHYOV Vadim +C	0	1	1	0	5	5	0	50.00	2	0	0	0	2	+1	5:21	5:13	4:29	0:39	15:42	24	0:39
89	D	NESTEROV Nikita	1	1	2	0	0	0	0	0.00	0	3	1	0	4	0	6:21	7:04	6:19	0:00	19:44	26	0:45
4	D	YELESIN Alexander	0	0	0	2	0	0	0	0.00	0	1	0	0	1	+2	6:41	6:28	6:51	0:52	20:52	35	0:35
44	D	YAKOVLEV Yegor +A	0	0	0	0	0	0	0	0.00	0	0	0	0	0	+2	6:28	6:50	5:00	0:43	19:01	29	0:39
55	F	TKACHYOV Vladimir	1	1	2	0	8	6	2	57.14	1	0	1	0	2	+2	3:41	7:43	5:40	1:03	18:07	27	0:40
81	F	GRITSYUK Arseni	1	0	1	0	0	0	0	0.00	0	0	2	0	2	+2	2:24	3:22	3:48	0:00	9:34	18	0:31
97	F	GUSEV Nikita	0	3	3	0	0	0	0	0.00	1	0	2	0	3	+2	3:48	5:09	4:35	0:00	13:32	20	0:40
7	D	TELEGIN Sergei	0	0	0	0	0	0	0	0.00	0	0	0	0	0	0	3:50	1:55	2:46	0:00	8:31	13	0:39
10	F	VORONKOV Dmitri	0	0	0	27	0	0	0	0.00	0	1	0	0	1	0	4:18	3:52	0:00	0:00	8:10	12	0:40
15	F	KARNAUKHOV Pavel	0	0	0	8	10	-2	44.44	0	1	0	0	1	-1	5:10	3:50	5:43	0:51	15:34	26	0:35	
27	D	VOINOV Vyacheslav	0	1	1	0	0	0	0	0.00	0	0	1	0	1	-1	5:03	3:54	6:54	0:00	15:51	29	0:32
58	F	SLEPYSHEV Anton	0	0	0	0	0	0	0	0.00	1	0	0	0	1	-1	5:06	5:18	6:18	0:48	17:30	25	0:42
11	F	ANDRONOV Sergei +A	0	1	1	0	7	11	-4	38.89	0	0	1	0	1	0	5:36	4:17	5:01	0:25	15:19	24	0:38
16	F	PLOTNIKOV Sergei	0	2	2	0	0	0	0	0.00	0	1	1	0	2	0	4:34	3:57	5:02	0:00	13:33	19	0:42
25	F	GRIGORENKO Mikhail	0	0	0	0	2	-2	0.00	1	3	1	0	5	-1	5:13	3:55	5:55	0:43	15:46	26	0:36	
43	D	SHARIPZYANOV Damir	0	0	0	2	0	0	0	0.00	0	0	0	0	0	0	2:38	3:41	3:00	1:46	11:05	19	0:35
94	F	SEMYONOV Kirill	1	0	1	0	0	0	0	0.00	0	0	1	0	1	0	3:56	3:44	5:10	0:23	13:13	18	0:44
28	GK	FEDOTOV Ivan	0	0	0	0					0	0	0	0	0								
31	GK	SAMONOV Alexander	0	0	0	0					0	0	0	0	0								
Total			5	10	15	33	28	34	-6	45.16	6	11	12	0	29								

Team : CZE (White)

Head Coach : PESAN Filip			Shots on Goal								Time on Ice												
No.	Pos.	Name	G	A	P	PIM	FO+	FO-	FO+/-	FO%	1	2	3	OT	TS	+/-	1	2	3	OT	TOT	SHF	AVG
38	F	HYKA Tomas	1	0	1	2	0	0	0	0.00	1	1	1	0	3	+1	5:23	4:09	4:07	1:12	14:51	21	0:42
45	F	SEDLAK Lukas	0	1	1	0	1	0	1	100.00	0	0	1	0	1	+1	7:41	5:45	4:54	0:41	19:01	23	0:49
46	F	KREJCI David +A	1	2	3	0	16	11	5	59.26	1	5	1	1	8	+1	7:43	8:06	7:07	1:07	24:03	34	0:42
65	D	MOZIK Vojtech	0	0	0	0	0	0	0	0.00	1	0	0	0	1	-1	4:00	5:32	5:19	0:00	14:51	26	0:34
88	D	SULAK Libor	1	1	2	0	0	0	0	0.00	2	2	0	1	5	-1	6:10	5:17	7:06	0:30	19:03	29	0:39
5	D	JERABEK Jakub +A	0	0	0	0	0	0	0	0.00	0	0	0	0	0	-3	4:24	4:20	5:42	0:42	15:08	22	0:41
10	F	CERVENKA Roman +C	0	2	2	0	0	0	0	0.00	2	1	0	1	4	-1	4:33	6:11	5:47	0:25	16:56	24	0:42
17	F	SOBOTKA Vladimir	0	1	1	4	3	1	2	75.00	0	1	2	0	3	-1	5:31	5:58	5:17	0:42	17:28	23	0:45
43	F	KOVAR Jan	0	0	0	0	6	5	1	54.55	0	1	0	0	1	-1	4:12	6:24	5:45	0:00	16:21	22	0:44
84	D	KUNDRATEK Tomas	1	1	2	0	0	0	0	0.00	2	1	0	0	3	-2	6:10	6:58	7:03	0:50	21:01	30	0:42
3	D	KNOT Ronald	0	0	0	0	0	0	0	0.00	0	1	0	0	1	+2	7:20	8:17	6:05	0:50	22:32	30	0:45
26	F	REPIK Michal	0	0	0	0	0	0	0	0.00	1	1	0	0	2	-1	5:23	3:09	3:36	0:00	12:08	22	0:33
31	D	KLOK Lukas	1	0	1	2	0	0	0	0.00	1	1	2	0	4	+2	7:24	5:52	6:23	0:22	20:01	30	0:40
44	F	STRANSKY Matej	0	1	1	0	0	0	0	0.00	1	0	0	0	1	-1	3:39	3:59	4:10	0:00	11:48	21	0:33
52	F	SPACEK Michael	1	0	1	0	5	3	2	62.50	0	1	0	0	1	-1	4:35	2:24	2:45	1:02	10:46	18	0:35
9	D	SKLENICKA David	0	0	0	0	0	0	0	0.00	0	0	0	0	0	-1	1:26	1:18	0:00	0:00	2:44	4	0:41
13	F	SMEJKAL Jiri	0	0	0	2	0	0	0	0.00	0	0	1	0	1	-1	3:19	4:17	5:15	0:00	12:51	18	0:42
20	F	ZOHORNA Hynek	0	1	1	0	0	0	0	0.00	0	0	2	0	2	-1	3:54	3:41	6:05	0:00	13:40	20	0:41





Head Coach : PESAN Filip										Shots on Goal				Time on Ice									
No.	Pos.	Name	G	A	P	PIM	FO+	FO-	FO+/-	FO%	1	2	3	OT	TS	+/-	1	2	3	OT	TOT	SHF	AVG
25	F	LENC Radan	0	0	0	0	0	0	0	0.00	0	0	0	0	0	0	0:18	0:00	0:00	0:00	0:18	1	0:18
79	F	ZOHORNA Tomas	0	1	1	0	3	8	-5	27.27	0	0	0	0	0	-1	3:46	3:38	5:32	0:00	12:56	20	0:38
11	GK	HRUBEC Simon	0	0	0	0					0	0	0	0	0								
32	GK	BARTOSAK Patrik	0	0	0	0					0	0	0	0	0								
Total			6	11	17	10	34	28	6	54.84	12	16	10	3	41								

Group B

R	Team	GP	W	OTW	OTL	L	GDF	GF:GA	PTS
1	ROC	3	2	0	1	0	+2	8 : 6	7
2	DEN	3	2	0	0	1	+1	7 : 6	6
3	CZE	3	0	2	0	1	+1	9 : 8	4
4	SUI	3	0	0	1	2	-4	4 : 8	1

	CZE	DEN	ROC	SUI
CZE	*****	1:2	6:5	2:1
DEN	2:1	*****	0:2	5:3
ROC	5:6	2:0	*****	1:0
SUI	1:2	3:5	0:1	*****

Legend:

(G) Goals in tournament	*	Does not count for Plus/minus	+/- Plus/minus net	+A Assistant Captain
+C Captain	A	Assists	AVG Average time on ice / shift	D Defender
EQ Equal strength	ET/Res	Penalty end time/Result of game	F Forward	FO% Face-offs won as percentage
FO+ Face-offs won	FO-	Face-offs lost	FO+/- Face-offs net	G Goals
GA Goals against	GDF	Goal difference	GF Goals for	GK Goalkeeper
GP Games played	L	Losses	MIP Minutes in play (GK)	No. Jersey number
OT Overtime	OTL	Overtime losses	OTW Overtime wins	P Points
PIM Penalties in minutes	Pos.	Position	PP1 Power play - 1 player	PPG Power play goals
PTS Points	R	Rank	SHF Number of shifts	SHG Shorthanded goals
SOG Shots on goal	SVS	Saves	TOT Total	TPP Time on power play
TS Total shots	W	Wins		



National Indoor Stadium
 国家体育馆
 Palais national omnisports

SAT 12 FEB 2022
 Start Time 21:10

Ice Hockey
 冰球 / Hockey sur glace

Men
 男子 / Hommes

Preliminary round - Group B, Game 13
 小组赛轮次 - B组, 比赛 13 / Tour préliminaire - Groupe B, Match 13

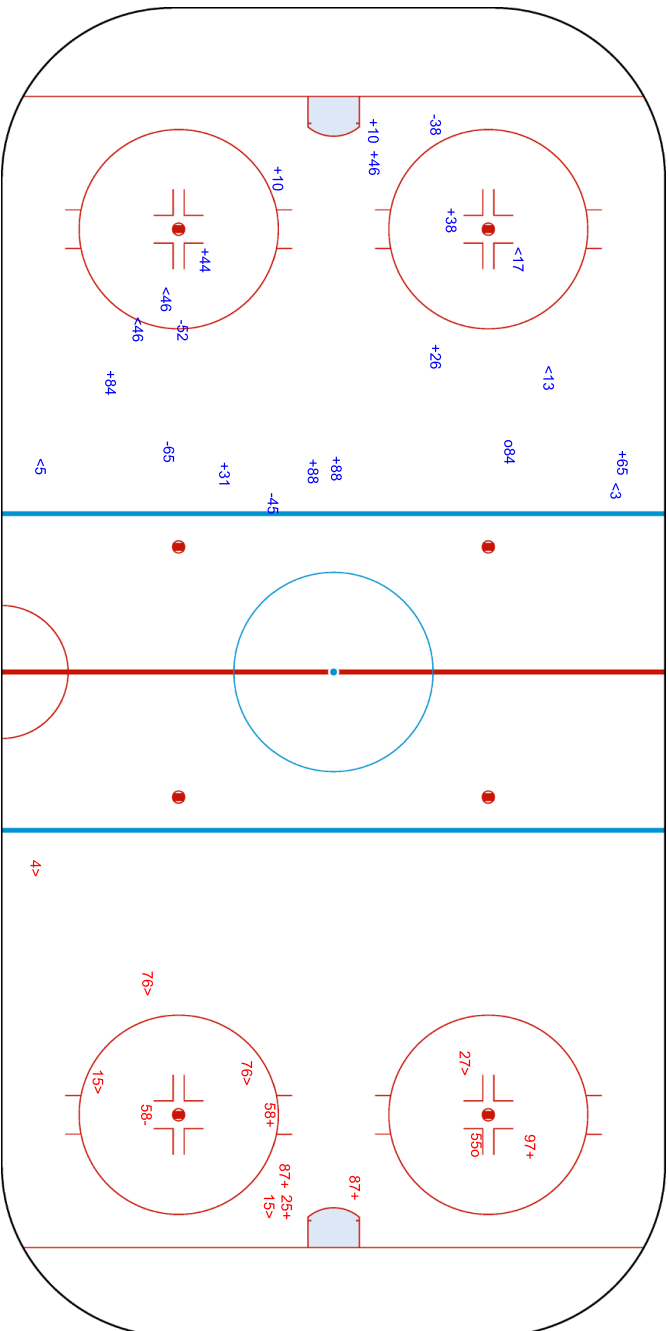
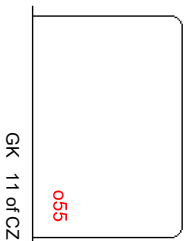
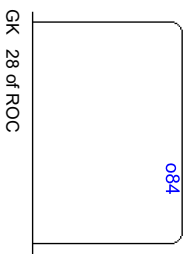


Shot Chart
 射门表 / Analyse des tirs

ROC - CZE

Shots by CZE
 Goals (0): 1 SSG (+): 11
 SSP (-): 6 SPG (-): 4

Shots by ROC
 Goals (0): 1 SSG (+): 5
 SSP (-): 6 SPG (-): 1





National Indoor Stadium
 国家体育馆
 Palais national omnisports

SAT 12 FEB 2022
 Start Time 21:10

Ice Hockey
 冰球 / Hockey sur glace



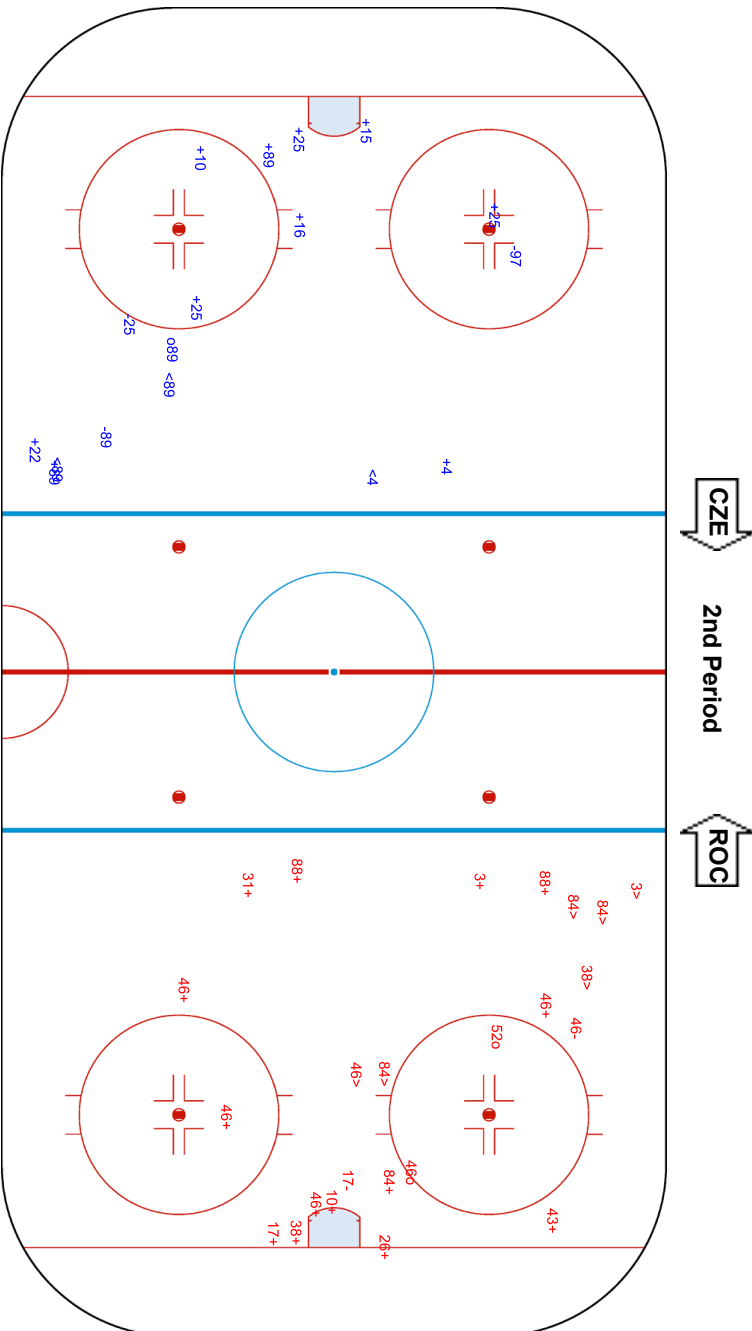
Preliminary round - Group B, Game 13
 男子 / Hommes
 小组赛轮次 - B组, 比赛 13 / Tour préliminaire - Groupe B, Match 13

Shots by ROC
 Goals (0): 1
 SSP (-): 3
 SSG (+): 10
 SPG (-): 3

Shots by CZE
 Goals (0): 2
 SSP (-): 6
 SSG (+): 14
 SPG (-): 2

089
 GK 11 of CZE

046
 052
 GK 28 of ROC





National Indoor Stadium
 国家体育馆
 Palais national omnisports

SAT 12 FEB 2022
 Start Time 21:10

Ice Hockey
 冰球 / Hockey sur glace



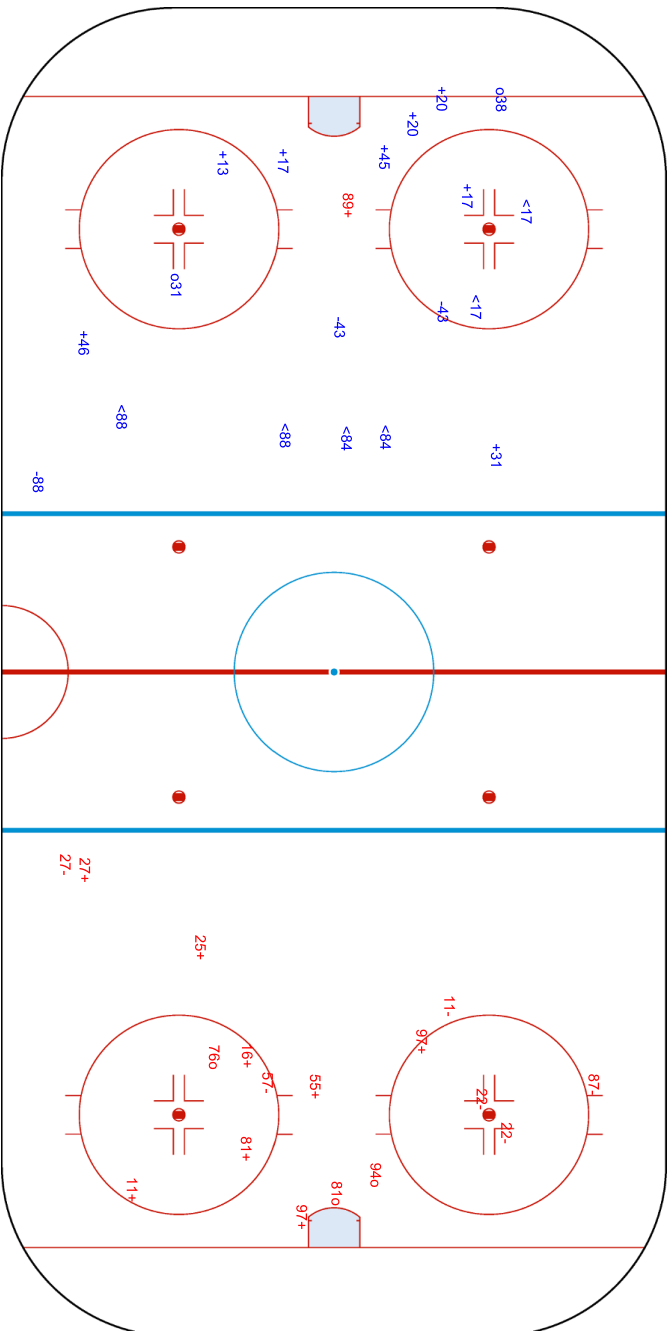
Preliminary round - Group B, Game 13
 小组赛轮次 - B组, 比赛 13 / Tour préliminaire - Groupe B, Match 13

Shots by CZE
 Goals (0): 2
 SSP (-): 6

Shots by ROC
 Goals (0): 3
 SSP (-): 0

SSG (+): 8
SPG (-): 3
037
038

SSG (+): 9
SPG (-): 6
081
076
094





National Indoor Stadium
 国家体育馆
 Palais national omnisports

SAT 12 FEB 2022
 Start Time 21:10

Ice Hockey
 冰球 / Hockey sur glace

Men

男子 / Hommes

Preliminary round - Group B, Game 13

小组赛轮次 - B组, 比赛 13 / Tour préliminaire - Groupe B, Match 13



Shots by CZE

Goals (G): 1
 SSP (-): 2
 SSG (+): 2
 SPG (-): 2



Overtime

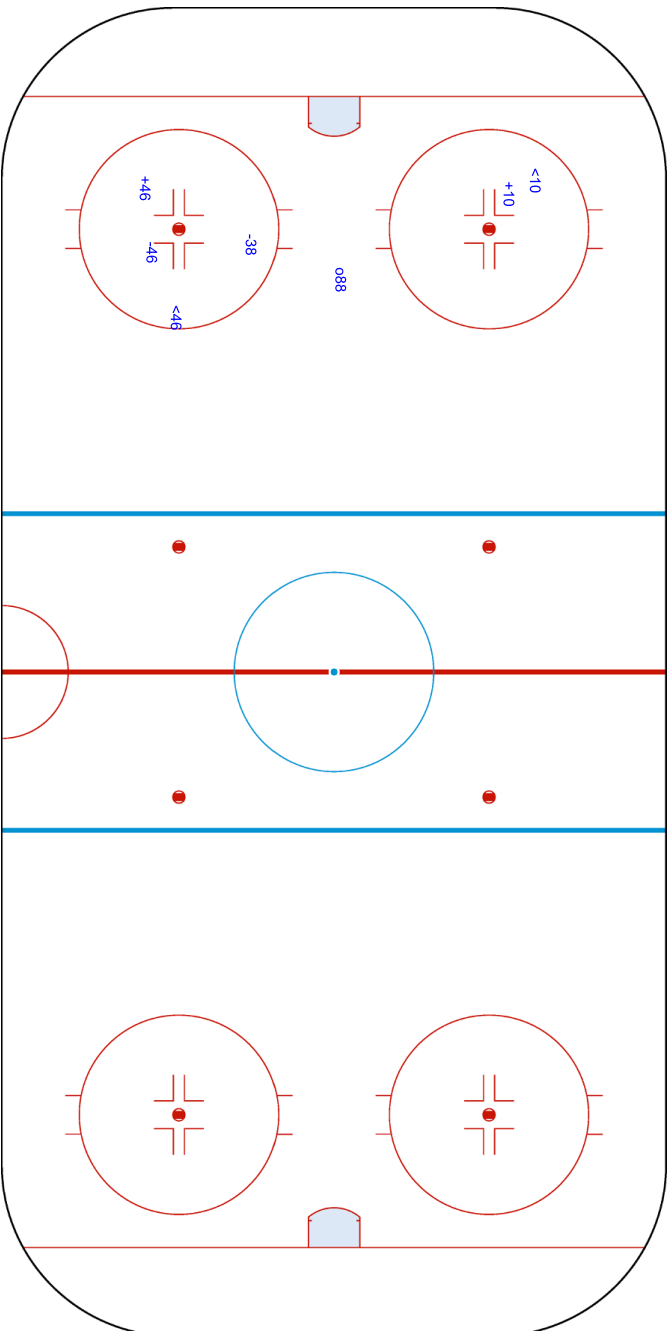


Shots by ROC

Goals (G): 0
 SSP (-): 0
 SSG (+): 0
 SPG (-): 0

088

GK 28 of ROC



11 of CZE

GK 11 of CZE

Legend:

GK Goalkeeper

SPG Shots past goal

SSG Shots saved by goalkeeper

SSP Shots saved by player



IHOMTEAM6-----GPE-000500--_77A v4.0

Report Created SAT 12 FEB 2022 23:39



Page 4/4



Face-off Chart

争球表 / Statistiques des mises en jeu

ROC - CZE

1st PERIOD

	ROC		CZE		ROC		CZE		ROC		CZE		Total wins all zones
	Def. zone	Att. zone	Def. zone	Att. zone	Att. zone	Def. zone	Att. zone	Def. zone	Att. zone	Def. zone	Att. zone		
	+ 11	- 43	- 15	+ 46	+ 55	- 46							
	- 11	+ 52	- 87	+ 52	- 25	+ 46							
	+ 87	- 46	- 15	+ 46	- 15	+ 46							
	+ 55	- 79	- 87	+ 79	- 11	+ 46							
	- 11	+ 43	- 55	+ 46	- 15	+ 46							
	+ 15	- 43	- 55	+ 43	- 15	+ 46							
	+ 11	- 52											
	+ 11	- 79											
Total wins / period	6 / 75%	2 / 25%	0 / 0%	6 / 100%	1 / 17%	5 / 83%						7 / 35%	13 / 65%

2nd PERIOD

	ROC		CZE		ROC		CZE		ROC		CZE		Total wins all zones
	Def. zone	Att. zone	Def. zone	Att. zone	Att. zone	Def. zone	Att. zone	Def. zone	Att. zone	Def. zone	Att. zone		
	+ 55	- 43	+ 55	- 46	+ 15	- 79							
	- 87	+ 17	+ 15	- 17	+ 87	- 79							
	- 11	+ 46	+ 15	- 52	- 15	+ 17							
	+ 55	- 46	+ 11	- 43	- 11	+ 52							
	- 15	+ 17			+ 55	- 46							
	- 11	+ 52			+ 87	- 79							
	- 55	+ 46			+ 11	- 79							
	- 11	+ 43			- 55	+ 46							
					- 25	+ 46							
					+ 55	- 46							
Total wins / period	2 / 25%	6 / 75%	4 / 100%	0 / 0%	6 / 60%	4 / 40%						12 / 55%	10 / 45%

3rd PERIOD

	ROC		CZE		ROC		CZE		ROC		CZE		Total wins all zones
	Def. zone	Att. zone	Def. zone	Att. zone	Att. zone	Def. zone	Att. zone	Def. zone	Att. zone	Def. zone	Att. zone		
	- 11	+ 45	+ 11	- 43	- 87	+ 79							
	+ 15	- 79	- 87	+ 46	- 15	+ 79							
	- 11	+ 43	- 55	+ 52	+ 87	- 46							
	- 11	+ 46	+ 15	- 79	+ 55	- 46							
			+ 11	- 46	+ 15	- 46							
			- 55	+ 43	+ 15	- 46							
			+ 87	- 52									
Total wins / period	1 / 25%	3 / 75%	4 / 57%	3 / 43%	4 / 67%	2 / 33%						9 / 53%	8 / 47%

OVERTIME

	ROC		CZE		ROC		CZE		ROC		CZE		Total wins all zones
	Def. zone	Att. zone	Def. zone	Att. zone	Att. zone	Def. zone	Att. zone	Def. zone	Att. zone	Def. zone	Att. zone		
	- 11	+ 43	- 15	+ 46									
	- 15	+ 46											
Total wins / period												0 / 0%	3 / 100%



0 / 0%	2 / 100%	0 / 0%	1 / 100%
--------	----------	--------	----------

TOTAL

Total wins / game	ROC	CZE	ROC	CZE	ROC	CZE	Total wins all zones	
	Def. zone	Att. zone	Neutral zone		Att. zone	Def. zone	ROC	CZE
	9 / 41%	13 / 59%	8 / 44%	10 / 56%	11 / 50%	11 / 50%	28 / 45%	34 / 55%

HEAD TO HEAD

No.	CZE						Tot.	wins ROC	Dz	Nz	Az	
	17	43	45	46	52	79						
ROC	11	3 - 4	0 - 1	1 - 3	1 - 3	2 - 0	18	7 39%	3 25%	3 100%	1 33%	
	15	1 - 2	1 - 0		2 - 7	1 - 0	18	8 44%	2 50%	3 50%	3 38%	
	25				0 - 2		2	0 0%			0 0%	
	55		1 - 2		6 - 3	0 - 1	1 - 0	14	8 57%	3 75%	1 20%	4 80%
	87	0 - 1			2 - 1	1 - 1	2 - 2	10	5 50%	1 50%	1 25%	3 75%
Tot.	4	11	1	27	8	11	62	28 45%	9 41%	8 44%	11 50%	
wins CZE	3 75%	6 55%	1 100%	16 59%	5 63%	3 27%	34 55%					
Dz	1 100%			7 50%	1 100%	2 33%	11 50%					
Nz	0 0%	2 50%		5 71%	2 50%	1 50%	10 56%					
Az	2 100%	4 57%	1 100%	4 67%	2 67%	0 0%	13 59%					

Legend:

Az Attacking zone **Dz** Defending zone **No.** Jersey number **Nz** Neutral zone **Tot.** Total face-offs played



Line-Ups

阵容 / Composition des équipes

SUI - DEN

Referees

45 GOFMAN Roman (RUS) , 22 VIKMAN Kristian (FIN)

Linespersons

64 MALMQVIST Andreas (SWE) , 84 SHALAGIN Nikita (RUS)

Goalkeepers

Team: SUI

No. Name

20 BERRA Reto
63 GENONI Leonardo

Team Line-ups

Team: SUI (Red)

No. Pos. Name

16	D	DIAZ Raphael +C
25	D	MULLER Mirco
62	F	MALGIN Denis
70	F	HOLLENSTEIN Denis
85	F	ANDRIGHETTO Sven
38	D	FRICK Lukas
65	D	UNTERSANDER Ramon
15	F	HOFMANN Gregory
82	F	MOSEER Simon
92	F	HAAS Gaetan +A
6	D	WEBER Yannick
55	D	LOEFFEL Romain
10	F	AMBUHL Andres +A
71	F	CORVI Enzo
79	F	THURKAUF Calvin
2	D	ALATALO Santeri
61	F	HERZOG Fabrice
83	F	VERMIN Joel
87	F	MOTTET Killian
88	F	BERTSCHY Christoph

Head Coach: FISCHER Patrick

NOT DRESSED:

26 GK AESCHLIMANN Sandro
45 D FORA Michael
59 F SIMION Dario

Team: DEN

No. Name

1 DICHOW Frederik
32 DAHM Sebastian

Team: DEN (White)

No. Pos. Name

25	D	LAURIDSEN Oliver
41	D	JENSEN AABO Jesper +A
17	F	JENSEN Nicklas
51	F	NIELSEN Frans +A
89	F	BOEDKER Mikkel
15	D	LASSEN Matias
22	D	LAURIDSEN Markus
9	F	STORM Frederik
63	F	RUSSELL Patrick
93	F	REGIN Peter +C
47	D	LARSEN Oliver
48	D	JENSEN Nicholas B.
29	F	MADSEN Morten
50	F	BAU Mathias
72	F	MEYER Nicolai
28	D	KRISTENSEN Emil
33	F	JAKOBSEN Julian
38	F	POULSEN Morten
40	F	JENSEN Jesper
42	F	AAGAARD Mikkel

Head Coach: EHLERS Heinz

NOT DRESSED:

2 D BRUGGISSER Phillip
16 F ASPERUP Matthias
31 GK GALBRAITH Patrick
95 F OLESEN Nick

Legend:

+A	Assistant Captain	+C	Captain	D	Defender	F	Forward
No.	Jersey number	Pos.	Position				



Graphical Line-ups
阵容图 / Alignments

SUI - DEN

Referees

45 GOFMAN Roman (RUS) , 22 VIKMAN Kristian (FIN)

Linespersons

64 MALMQVIST Andreas (SWE) , 84 SHALAGIN Nikita (RUS)

Team: SUI - Switzerland (Red)

Head Coach: FISCHER Patrick

S1 20 BERRA Reto		
63 GENONI Leonardo		
S3 25 MULLER Mirco	S2 16 DIAZ Raphael +C	
S5 70 HOLLENSTEIN Denis	S4 62 MALGIN Denis	S6 85 ANDRIGHETTO Sven
38 FRICK Lukas		65 UNTERSANDER Ramon
15 HOFMANN Gregory	92 HAAS Gaetan +A	82 MOSER Simon
55 LOEFFEL Romain		6 WEBER Yannick
79 THURKAUF Calvin	71 CORVI Enzo	10 AMBUHL Andres +A
2 ALATALO Santeri		87 MOTTET Killian
83 VERMIN Joel	88 BERTSCHY Christoph	61 HERZOG Fabrice

Team: DEN - Denmark (White)

Head Coach: EHLERS Heinz

S1 32 DAHM Sebastian		
1 DICHOW Frederik		
S2 25 LAURIDSEN Oliver	S3 41 JENSEN AABO Jesper +A	
S6 89 BOEDKER Mikkel	S5 51 NIELSEN Frans +A	S4 17 JENSEN Nicklas
22 LAURIDSEN Markus		15 LASSEN Matias
9 STORM Frederik	93 REGIN Peter +C	63 RUSSELL Patrick
48 JENSEN Nicholas B.		47 LARSEN Oliver
50 BAU Mathias	29 MADSEN Morten	72 MEYER Nicolai
28 KRISTENSEN Emil		40 JENSEN Jesper
38 POULSEN Morten	33 JAKOBSEN Julian	42 AAGAARD Mikkel

Legend:

+A Assistant Captain **+C** Captain **Sn** Starting position


Game Summary

比赛总结 / Résumé du match

REVISED

12 FEB 23:36

SUI - DEN 3 - 5 (1 - 0, 0 - 3, 2 - 2)

Spectators	Referees	Linespersons
620	45 GOFMAN Roman (RUS) , 22 VIKMAN Kristian (FIN)	64 MALMQVIST Andreas (SWE) , 84 SHALAGIN Nikita (RUS)

Team Statistics

Period	Score	SVS	SOG	PIM	TPP	PPG	SHG
1	1 : 0	9 : 6	7 : 9	2 : 0	00:00 : 02:00	0 : 0	0 : 0
2	0 : 3	8 : 10	10 : 11	8 : 4	04:00 : 05:24	0 : 1	0 : 0
3	2 : 2	8 : 12	14 : 10	4 : 2	01:36 : 02:51	1 : 0	0 : 0
Total	3 : 5	25 : 28	31 : 30	14 : 6	05:36 : 10:15	1 : 1	0 : 0

1st Period

Action	Time	ET/Res	Team	Type	No.	Name	(G)	Name of Assistant(s) / Action Description
GK	00:00		DEN		32	DAHMS		- Goalkeeper in
GK	00:00		SUI		20	BERRAR		- Goalkeeper in
Penalty	07:40	09:40	SUI	2 min.	2	ALATALOS		- Holding an opponent
Goal	15:59	1 : 0	SUI	EQ	71	CORVIE	(1)	6 WEBERY On Ice SUI 20 6 10 55 71 79 79 THURKAUF C DEN 32 15 17 22 51 89

2nd Period

Action	Time	ET/Res	Team	Type	No.	Name	(G)	Name of Assistant(s) / Action Description
Penalty	20:39	20:46	SUI	2 min.	62	MALGIN D		- Tripping
Goal	20:46	1 : 1	DEN	PP1	93	REGIN P	(1)	9 STORM F On Ice SUI 20 6 38 82 88 * 17 JENSEN N DEN 32 9 17 22 42 93
Goal	21:07	1 : 2	DEN	EQ	9	STORM F	(1)	48 JENSEN NB On Ice SUI 20 15 38 65 82 92 63 RUSSELL P DEN 32 9 47 48 63 93
Penalty	25:18	27:18	DEN	2 min.	47	LARSEN O		- Delaying the Game
Penalty	27:44	29:44	SUI	2 min.	88	BERTSCHY C		- Cross-Checking
Penalty	30:42	32:42	SUI	2 min.	62	MALGIN D		- Holding an opponent
Goal	33:12	1 : 3	DEN	EQ	89	BOEDKER M	(1)	63 RUSSELL P On Ice SUI 20 2 62 65 70 85 25 LAURIDSEN O DEN 32 25 41 51 63 89
Penalty	35:14	37:14	DEN	2 min.	42	AAGAARD M		- Slashing
Penalty	38:43	40:43	SUI	2 min.	83	VERMIN J		- Tripping

3rd Period

Action	Time	ET/Res	Team	Type	No.	Name	(G)	Name of Assistant(s) / Action Description
Goal	41:55	1 : 4	DEN	EQ	72	MEYER N	(1)	48 JENSEN NB On Ice SUI 20 6 55 62 70 85 33 JAKOBSEN J DEN 32 33 42 47 48 72
Penalty	43:17	44:53	DEN	2 min.	9	STORM F		- Tripping
Goal	44:53	2 : 4	SUI	PP1	55	LOEFFEL R	(1)	65 UNTERSANDER R On Ice SUI 20 10 55 65 71 79 * 71 CORVIE DEN 32 25 48 51 63
Penalty	52:40	54:40	SUI	2 min.	-	Team penalty		- Too Many Players / Served by: 87 MOTTET K
Penalty	52:48	54:48	SUI	2 min.	82	MOSER S		- Slashing
GK	56:07		SUI					20 BERRAR - Goalkeeper out
Goal	57:37	3 : 4	SUI	EQ	61	HERZOG F	(1)	71 CORVIE On Ice SUI 10 38 61 65 71 82 65 UNTERSANDER R DEN 32 15 22 29 33 38
GK	57:37		SUI		20	BERRAR		- Goalkeeper in
GK	58:10		SUI					20 BERRAR - Goalkeeper out
Time-out	58:15		SUI					
Goal	59:01	3 : 5	DEN	EQ	9	STORM F	(2)	63 RUSSELL P On Ice SUI 15 16 62 71 85 92 DEN 32 9 25 48 51 63
GK	59:01		SUI		20	BERRAR		- Goalkeeper in
GK	60:00		SUI					20 BERRAR - Goalkeeper out
GK	60:00		DEN					32 DAHMS - Goalkeeper out



Goalkeeper Records

Team : SUI - Switzerland

Team : DEN - Denmark

No.	Name	SOG	SVS	MIP
20	BERRA Reto	29	25	57:39
63	GENONI Leonardo			

No.	Name	SOG	SVS	MIP
32	DAHM Sebastian	31	28	60:00
1	DICHOW Frederik			

Game Statistics

Team : SUI (Red)

Head Coach : FISCHER Patrick

Head Coach : FISCHER Patrick											Shots on Goal				Time on Ice								
No.	Pos.	Name	G	A	P	PIM	FO+	FO-	FO+/-	FO%	1	2	3	OT	TS	+/-	1	2	3	OT	TOT	SHF	AVG
16	D	DIAZ Raphael +C	0	0	0	0	0	0	0	0.00	1	1	0		2	-1	7:16	7:29	6:15		21:00	36	0:35
25	D	MULLER Mirco	0	0	0	0	0	0	0	0.00	0	0	0		0	0	6:11	6:41	3:38		16:30	35	0:28
62	F	MALGIN Denis	0	0	0	4	4	5	-1	44.44	1	1	0		2	-3	4:54	5:56	6:16		17:06	25	0:41
70	F	HOLLENSTEIN Denis	0	0	0	0	0	0	0	0.00	1	1	0		2	-2	4:28	2:52	1:50		9:10	13	0:42
85	F	ANDRIGHETTO Sven	0	0	0	0	0	0	0	0.00	0	1	0		1	-3	3:13	5:25	5:57		14:35	20	0:43
15	F	HOFMANN Gregory	0	0	0	0	0	0	0	0.00	0	0	1		1	-2	5:31	4:45	6:52		17:08	26	0:39
38	D	FRICK Lukas	0	0	0	0	0	0	0	0.00	0	0	0		0	0	5:39	4:33	6:17		16:29	29	0:34
65	D	UNTERSANDER Ramon	0	2	2	0	0	0	0	0.00	0	0	2		2	-1	6:34	4:29	6:54		17:57	33	0:32
82	F	MOSEER Simon	0	0	0	2	0	0	0	0.00	1	0	0		1	0	5:57	5:03	4:36		15:36	24	0:39
92	F	HAAS Gaetan +A	0	0	0	0	6	10	-4	37.50	0	1	0		1	-2	5:03	6:33	6:56		18:32	26	0:42
6	D	WEBER Yannick	0	1	1	0	0	0	0	0.00	0	0	0		0	0	6:58	4:53	4:20		16:11	29	0:33
10	F	AMBUHL Andres +A	0	0	0	0	0	0	0	0.00	0	0	1		1	+2	4:21	4:49	4:08		13:18	19	0:42
55	D	LOEFFEL Romain	1	0	1	0	0	0	0	0.00	1	1	2		4	0	5:32	3:40	4:23		13:35	19	0:42
71	F	CORVI Enzo	1	2	3	0	9	5	4	64.29	1	0	2		3	+1	4:50	4:00	6:03		14:53	25	0:35
79	F	THURKAUF Calvin	0	1	1	0	4	1	3	80.00	0	2	0		2	+1	3:26	5:25	2:38		11:29	18	0:38
2	D	ALATALO Santeri	0	0	0	2	0	0	0	0.00	0	0	4		4	-1	2:12	5:34	6:18		14:04	18	0:46
61	F	HERZOG Fabrice	1	0	1	0	0	0	0	0.00	0	0	1		1	+1	3:29	4:07	6:04		13:40	23	0:35
83	F	VERMIN Joel	0	0	0	2	0	1	-1	0.00	0	0	0		0	0	3:59	2:51	0:04		6:54	13	0:31
87	F	MOTTET Killian	0	0	0	0	0	0	0	0.00	0	1	0		1	0	2:31	1:16	2:00		5:47	12	0:28
88	F	BERTSCHY Christoph	0	0	0	2	7	6	1	53.85	1	1	1		3	0	5:05	3:39	4:52		13:36	28	0:29
20	GK	BERRA Reto	0	0	0	0					0	0	0		0								
63	GK	GENONI Leonardo	0	0	0	0					0	0	0		0								
Total			3	6	9	12	30	28	2	51.72	7	10	14		31								

Team : DEN (White)

Head Coach : EHLERS Heinz

Head Coach : EHLERS Heinz											Shots on Goal				Time on Ice								
No.	Pos.	Name	G	A	P	PIM	FO+	FO-	FO+/-	FO%	1	2	3	OT	TS	+/-	1	2	3	OT	TOT	SHF	AVG
17	F	JENSEN Nicklas	0	1	1	0	0	0	0	0.00	0	1	1		2	-1	5:34	4:52	5:35		16:01	25	0:38
25	D	LAURIDSEN Oliver	0	1	1	0	0	0	0	0.00	1	0	0		1	+2	4:55	4:34	6:16		15:45	30	0:31
41	D	JENSEN AABO Jesper +A	0	0	0	0	0	0	0	0.00	0	0	0		0	+1	5:46	5:42	0:00		11:28	19	0:36
51	F	NIELSEN Frans +A	0	0	0	0	8	14	-6	36.36	0	3	0		3	+1	6:14	6:53	6:51		19:58	29	0:41
89	F	BOEDKER Mikkel	1	0	1	0	0	0	0	0.00	1	2	0		3	0	6:22	6:49	6:03		19:14	28	0:41
9	F	STORM Frederik	2	1	3	2	0	0	0	0.00	0	2	1		3	+2	6:01	5:58	6:41		18:40	29	0:38
15	D	LASSEN Matias	0	0	0	0	0	0	0	0.00	0	0	0		0	-2	6:21	4:48	7:14		18:23	29	0:38
22	D	LAURIDSEN Markus	0	0	0	0	0	0	0	0.00	1	0	1		2	-2	6:32	7:53	9:03		23:28	38	0:37
63	F	RUSSELL Patrick	0	3	3	0	0	0	0	0.00	3	0	2		5	+3	6:54	7:13	8:31		22:38	31	0:43
93	F	REGIN Peter +C	1	0	1	0	10	9	1	52.63	2	1	0		3	+1	6:07	4:40	6:13		17:00	25	0:40
29	F	MADSEN Morten	0	0	0	0	4	6	-2	40.00	0	0	0		0	-1	4:04	4:11	3:49		12:04	19	0:38
47	D	LARSEN Oliver	0	0	0	2	0	0	0	0.00	0	0	0		0	+2	5:23	3:06	3:57		12:26	24	0:31
48	D	JENSEN Nicholas B.	0	2	2	0	0	0	0	0.00	0	0	1		1	+3	6:59	8:48	8:27		24:14	41	0:35
50	F	BAU Mathias	0	0	0	0	0	0	0	0.00	0	0	2		2	0	5:20	4:05	4:02		13:27	19	0:42
72	F	MEYER Nicolai	1	0	1	0	0	0	0	0.00	0	1	1		2	+1	4:42	2:46	2:41		10:09	17	0:35
28	D	KRISTENSEN Emil	0	0	0	0	0	0	0	0.00	0	0	0		0	0	1:42	0:59	4:16		6:57	9	0:46
33	F	JAKOBSEN Julian	0	1	1	0	6	1	5	85.71	1	1	1		3	0	3:16	3:04	3:40		10:00	16	0:37
38	F	POULSEN Morten	0	0	0	0	0	0	0	0.00	0	0	0		0	-1	2:48	3:43	3:40		10:11	17	0:35
40	F	JENSEN Jesper	0	0	0	0	0	0	0	0.00	0	0	0		0	0	0:00	0:00	0:00		0:00	0	0:00
42	F	AAGAARD Mikkel	0	0	0	2	0	0	0	0.00	0	0	0		0	+1	4:19	5:44	2:23		12:26	21	0:35
1	GK	DICHOW Frederik	0	0	0	0					0	0	0		0								



Head Coach : EHLERS Heinz		Shots on Goal										Time on Ice											
No.	Pos.	Name	G	A	P	PIM	FO+	FO-	FO+/-	FO%	1	2	3	OT	TS	+/-	1	2	3	OT	TOT	SHF	AVG
32	GK	DAHM Sebastian	0	0	0	0					0	0	0		0								
Total			5	9	14	6	28	30	-2	48.28	9	11	10		30								

Group B

R	Team	GP	W	OTW	OTL	L	GDF	GF:GA	PTS
1	ROC	2	2	0	0	0	+3	3 : 0	6
2	DEN	3	2	0	0	1	+1	7 : 6	6
3	CZE	2	0	1	0	1	0	3 : 3	2
4	SUI	3	0	0	1	2	-4	4 : 8	1

	CZE	DEN	ROC	SUI
CZE	*****	1:2	SAT 12 FEB 21:10	2:1
DEN	2:1	*****	0:2	5:3
ROC	SAT 12 FEB 21:10	2:0	*****	1:0
SUI	1:2	3:5	0:1	*****

Legend:

(G) Goals in tournament	* Does not count for Plus/minus	+/- Plus/minus net	+A Assistant Captain
+C Captain	A Assists	AVG Average time on ice / shift	D Defender
EA Extra attacker	ENG Empty net goal	EQ Equal strength	ET/Res Penalty end time/Result of game
F Forward	FO% Face-offs won as percentage	FO+ Face-offs won	FO- Face-offs lost
FO+/- Face-offs net	G Goals	GA Goals against	GDF Goal difference
GF Goals for	GK Goalkeeper	GP Games played	L Losses
MIP Minutes in play (GK)	No. Jersey number	OT Overtime	OTL Overtime losses
OTW Overtime wins	P Points	PIM Penalties in minutes	Pos. Position
PP1 Power play - 1 player	PPG Power play goals	PTS Points	R Rank
SHF Number of shifts	SHG Shorthanded goals	SOG Shots on goal	SVS Saves
TOT Total	TTP Time on power play	TS Total shots	W Wins

REVISED

Revised to correct MIP of SUI 20 BERRA Reto on 3rd period.



Wukesong Sports Centre
 五棵松体育中心
 Centre sportif de Wukesong
SAT 12 FEB 2022
 Start Time 21:10

Ice Hockey
 冰球 / Hockey sur glace

Men
 男子 / Hommes
Preliminary round - Group B, Game 14
 小组赛轮次 - B组, 比赛 14 / Tour préliminaire - Groupe B, Match 14



Shot Chart
 射门表 / Analyse des tirs

SUI - DEN

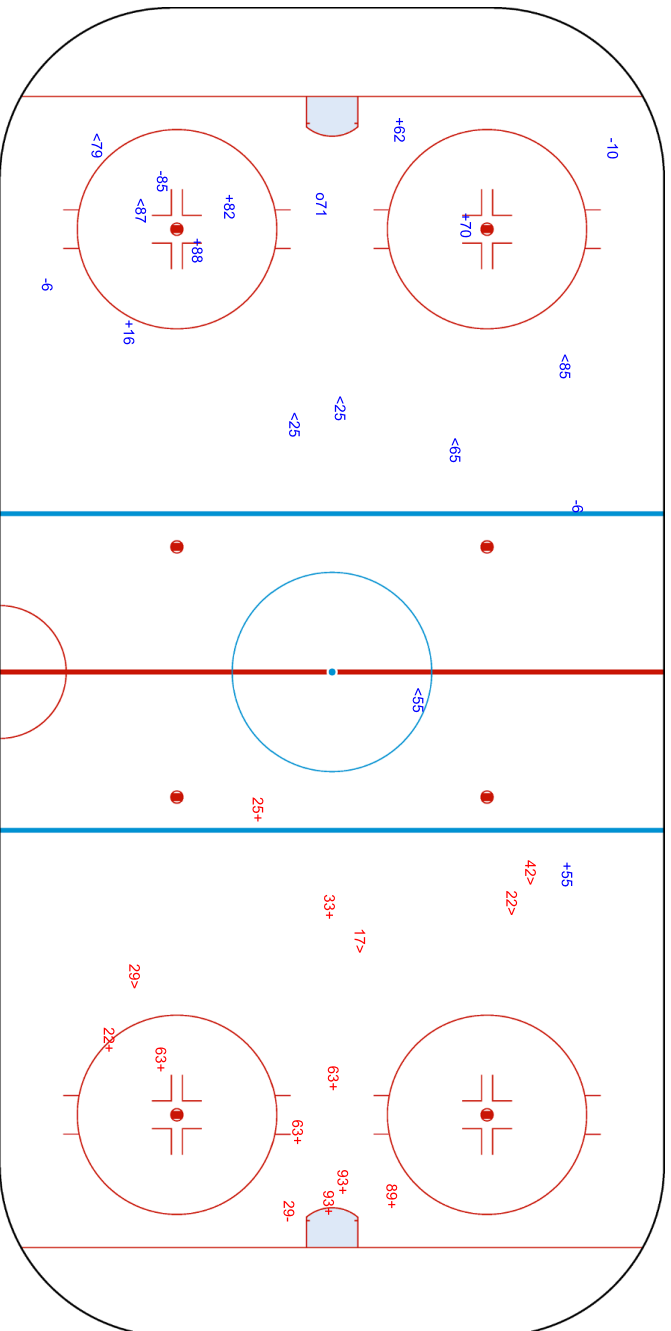
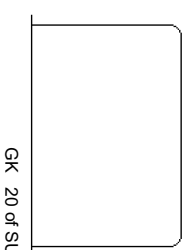
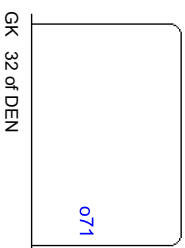


1st Period



Shots by SUI
 Goals (G): 1
 SSP (<): 7
 SSG (+): 6
 SPG (-): 4

Shots by DEN
 Goals (G): 0
 SSP (>): 4
 SSG (+): 9
 SPG (-): 1



REVISED
 19 FEB 18:56



BEIJING 2022™

SAT 12 FEB 2022
Start Time 21:10

Wukesong Sports Centre
五棵松体育中心
Centre sportif de Wukesong

Ice Hockey
冰球 / Hockey sur glace

Men

男子 / Hommes

Preliminary round - Group B, Game 14

小组赛轮次 - B组, 比赛 14 / Tour préliminaire - Groupe B, Match 14



Shots by DEN

Goals (0): 3

SSP (-): 5

SSG (+): 8

SPG (-): 2

SUI

2nd Period

DEN

Shots by SUI


Goals (0): 0

SSP (-): 1

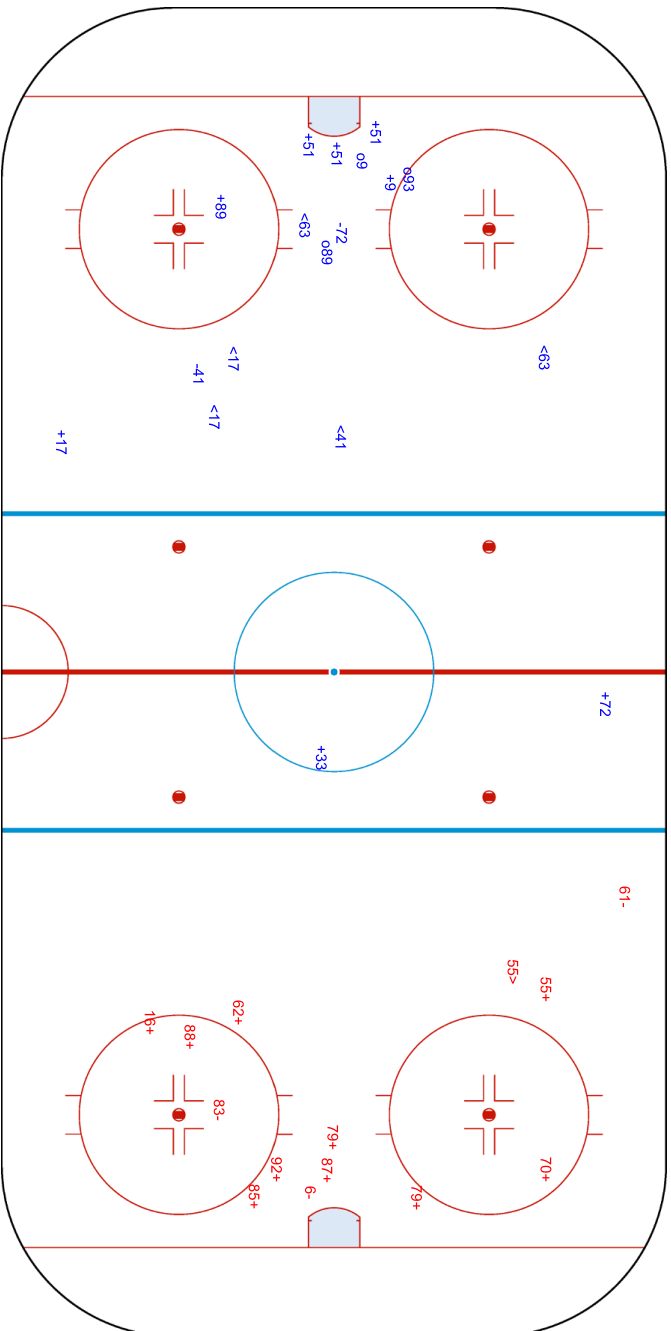

SSG (+): 10

SPG (-): 3

GK 20 of SUI



GK 32 of DEN





Wukesong Sports Centre
 五棵松体育中心
 Centre sportif de Wukesong

SAT 12 FEB 2022
 Start Time 21:10

Ice Hockey
 冰球 / Hockey sur glace

Men
 男子 / Hommes

Preliminary round - Group B, Game 14
 小组赛轮次 - B组, 比赛 14 / Tour préliminaire - Groupe B, Match 14



Shots by SUI
 Goals (0): 2
 SSP (-): 11
 SPG (-): 4

DEN

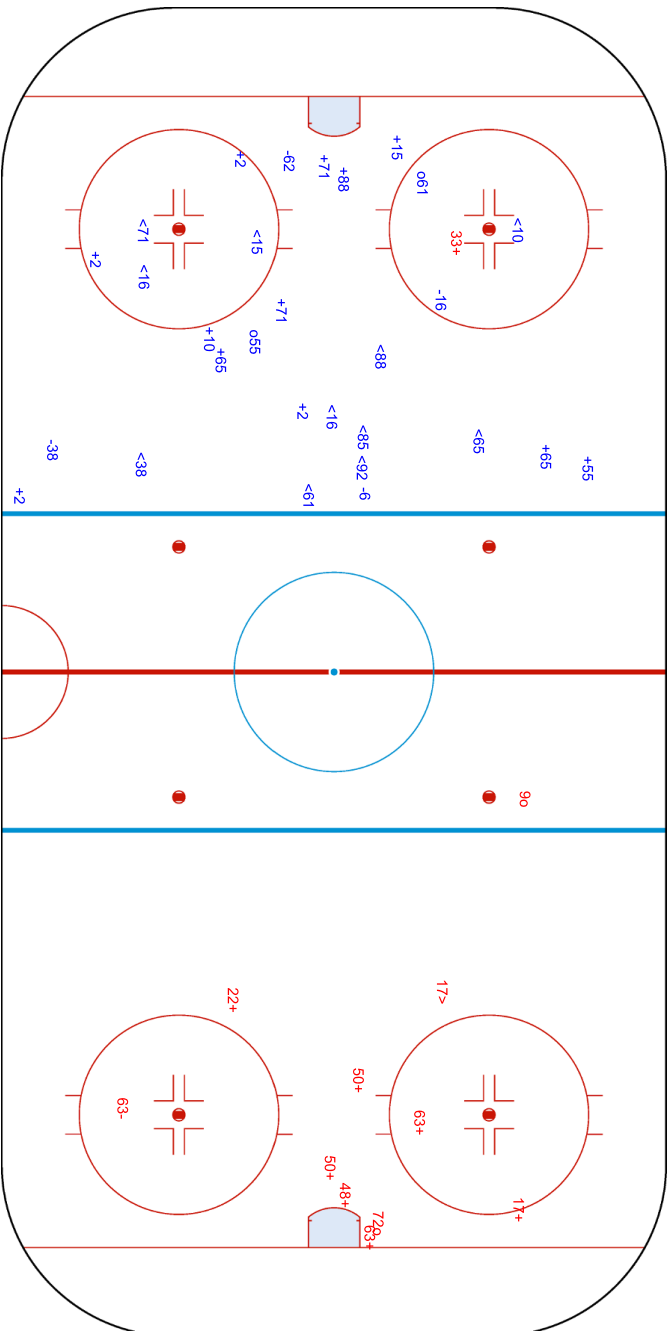
3rd Period

SUI

Shots by DEN
 Goals (0): 2
 SSP (-): 1
 SPG (-): 1

055 061

GK 32 of DEN



072

GK 20 of SUI

09

ENG

Legend:
 ENG Empty net goal GK Goalkeeper SPG Shots past goal SSG Shots saved by goalkeeper SSP Shots saved by player

REVISED
 Revised to correct Shot Chart Goal to be displayed as Empty Net Goal in period 3.



IHOMTEAM6-----GPE-000600--_77A v4.0

Report Created SAT 19 FEB 2022 18:56



Page 3/3



Face-off Chart

争球表 / Statistiques des mises en jeu

SUI - DEN

1st PERIOD

	SUI		DEN		SUI		DEN		SUI		DEN		Total wins all zones
	Def. zone	Att. zone	Neutral zone	Neutral zone	Att. zone	Def. zone	Att. zone	Def. zone	Att. zone	Def. zone			
	+ 88	- 51	- 62	+ 51	+ 92	- 93							
	- 92	+ 51	+ 71	- 93	+ 88	- 51							
	- 88	+ 93	- 92	+ 93									
	- 71	+ 29	+ 88	- 51									
			+ 62	- 93									
			+ 71	- 51									
			- 88	+ 29									
			- 62	+ 33									
Total wins / period	1 / 25%	3 / 75%	4 / 50%	4 / 50%	2 / 100%	0 / 0%	7 / 50%	7 / 50%					

2nd PERIOD

	SUI		DEN		SUI		DEN		SUI		DEN		Total wins all zones
	Def. zone	Att. zone	Neutral zone	Neutral zone	Att. zone	Def. zone	Att. zone	Def. zone	Att. zone	Def. zone			
	- 62	+ 51	+ 62	- 51	- 92	+ 93							
	- 88	+ 93	- 92	+ 93	+ 71	- 51							
	+ 79	- 51	+ 71	- 29	+ 79	- 29							
	+ 92	- 51	- 88	+ 33	- 62	+ 51							
	+ 88	- 93	+ 71	- 29	- 71	+ 29							
	- 92	+ 51	- 71	+ 29									
	+ 88	- 93	- 71	+ 33									
			- 88	+ 93									
Total wins / period	4 / 57%	3 / 43%	3 / 38%	5 / 62%	2 / 40%	3 / 60%	9 / 45%	11 / 55%					

3rd PERIOD

	SUI		DEN		SUI		DEN		SUI		DEN		Total wins all zones
	Def. zone	Att. zone	Neutral zone	Neutral zone	Att. zone	Def. zone	Att. zone	Def. zone	Att. zone	Def. zone			
	+ 71	- 51	- 83	+ 93	- 92	+ 33							
	+ 92	- 29	- 92	+ 51	- 92	+ 33							
	+ 88	- 51	+ 92	- 33	- 79	+ 33							
	- 88	+ 51	+ 71	- 93	+ 92	- 93							
	+ 88	- 93	+ 62	- 29	- 92	+ 93							
	- 71	+ 93	+ 62	- 29	+ 71	- 51							
	+ 92	- 51	- 92	+ 93	- 62	+ 51							
			+ 79	- 51	+ 71	- 93							
			+ 79	- 51									
Total wins / period	5 / 71%	2 / 29%	6 / 67%	3 / 33%	3 / 38%	5 / 62%	14 / 58%	10 / 42%					

TOTAL

	SUI		DEN		SUI		DEN		SUI		DEN		Total wins all zones
	Def. zone	Att. zone	Neutral zone	Neutral zone	Att. zone	Def. zone	Att. zone	Def. zone	Att. zone	Def. zone			
Total wins / game	10 / 56%	8 / 44%	13 / 52%	12 / 48%	7 / 47%	8 / 53%	30 / 52%	28 / 48%					



HEAD TO HEAD

		DEN								
No.	29	33	51	93	Tot.	wins SUI	Dz	Nz	Az	
SUI	62	2 - 0	0 - 1	1 - 4	1 - 0	9	4 44%	0 0%	4 67%	0 0%
	71	2 - 3	0 - 1	4 - 0	3 - 1	14	9 64%	1 33%	5 71%	3 75%
	79	1 - 0	0 - 1	3 - 0		5	4 80%	1 100%	2 100%	1 50%
	83				0 - 1	1	0 0%		0 0%	
	88	0 - 1	0 - 1	4 - 1	3 - 3	13	7 54%	5 63%	1 25%	1 100%
	92	1 - 0	1 - 2	2 - 3	2 - 5	16	6 38%	3 60%	1 20%	2 33%
Tot.	10	7	22	19	58	30 52%	10 56%	13 52%	7 47%	
wins DEN	4 40%	6 86%	8 36%	10 53%	28 48%					
Dz	1 50%	3 100%	2 40%	2 40%	8 53%					
Nz	2 33%	3 75%	2 29%	5 63%	12 48%					
Az	1 50%		4 40%	3 50%	8 44%					

Legend:

Az Attacking zone **Dz** Defending zone **No.** Jersey number **Nz** Neutral zone **Tot.** Total face-offs played



Line-Ups

阵容 / Composition des équipes

SVK - LAT

Referees

7 GOUIN Olivier (CAN) , 18 NORD Mikael (SWE)

Linespersons

49 LUNDGREN Ludvig (SWE) , 55 SHISHLO Dmitri (RUS)

Goalkeepers

Team: SVK

No. Name

24 RYBAR Patrik
42 KONRAD Branislav

Team: LAT

No. Name

74 PUNNENOVS Ivars
98 KALNINS Janis

Team Line-ups

Team: SVK (Blue)

No. Pos. Name

14 D CERESNAK Peter +A
65 D CAJKOVSKY Michal
27 F HRIVIK Marek +C
34 F CEHLARIK Peter +A
49 F TAKAC Samuel

44 D ROSANDIC Mislav
52 D MARINCIN Martin
13 F JURCO Tomas
79 F HUDACEK Libor
88 F POSPISIL Kristian

22 D KNAZKO Samuel
28 D GERNAT Martin
12 F KELEMEN Milos
19 F KRISTOF Michal
25 F ZUZIN Peter

5 D NEMEC Simon
20 F SLAFKOVSKY Juraj
40 F ROMAN Milos
56 F DANO Marko
87 F REGENDA Pavol

Head Coach: RAMSAY Craig

NOT DRESSED:

30 GK TOMEK Matej
71 D DALOGA Marek
89 F HOLESINSKY Adrian

Team: LAT (White)

No. Pos. Name

27 D CIBULSKIS Oskars +A
29 D FREIBERGS Ralfs
9 F KRASTENBERGS Renars
18 F ABOLS Rodrigo +C
91 F KENINS Ronalds

55 D MAMCICS Roberts
72 D JAKS Janis
14 F BUKARTS Rihards
16 F DAUGAVINS Kaspars
73 F SMIRNOVS Deniss

26 D BALINSKIS Uvis Janis
77 D ZILE Kristaps Roberts +A
69 F JELISEJEVS Nikolajs
70 F INDRASIS Miks
95 F BATNA Oskars

32 D KULDA Arturs
17 F DZIERKALS Martins
22 F ANDERSONS Toms
25 F DZERINS Andris
87 F MEIJA Gints

Head Coach: VITOLINS Harijs

NOT DRESSED:

10 F DARZINS Lauris
15 F KARSUMS Martins
24 D OZOLS Patriks
48 D SEJEJS Nauris
50 GK GUDLEVSKIS Kristers

Legend:

+A	Assistant Captain	+C	Captain	D	Defender	F	Forward
No.	Jersey number	Pos.	Position				


Graphical Line-ups

阵容图 / Alignments

SVK - LAT
Referees

7 GOUIN Olivier (CAN) , 18 NORD Mikael (SWE)

Linespersons

49 LUNDGREN Ludvig (SWE) , 55 SHISHLO Dmitri (RUS)

Team: SVK - Slovakia (Blue)

Head Coach: RAMSAY Craig

S1 24 RYBAR Patrik		
42 KONRAD Branislav		
S3 65 CAJKOVSKY Michal	S2 14 CERESNAK Peter +A	
S5 34 CEHLARIK Peter +A	S4 27 HRIVIK Marek +C	S6 49 TAKAC Samuel
52 MARINCIN Martin		44 ROSANDIC Mislav
13 JURCO Tomas	79 HUDACEK Libor	88 POSPISIL Kristian
22 KNAZKO Samuel		28 GERNAT Martin
12 KELEMEN Milos	19 KRISTOF Michal	25 ZUZIN Peter
5 NEMEC Simon		56 DANO Marko
20 SLAFKOVSKY Juraj	40 ROMAN Milos	87 REGENDA Pavol

Team: LAT - Latvia (White)

Head Coach: VITOLINS Harijs

S1 98 KALNINS Janis		
74 PUNNENOVS Ivars		
S3 29 FREIBERGS Ralfs	S2 27 CIBULSKIS Oskars +A	
S6 91 KENINS Ronalds	S5 18 ABOLS Rodrigo +C	S4 9 KRASTENBERGS Renars
55 MAMCICS Roberts		72 JAKS Janis
14 BUKARTS Rihards	73 SMIRNOVS Deniss	16 DAUGAVINS Kaspars
26 BALINSKIS Uvis Janis		77 ZILE Kristaps Roberts +A
69 JELISEJEVS Nikolajs	95 BATNA Oskars	70 INDRASIS Miks
32 KULDA Arturs		87 MEIJA Gints
22 ANDERSONS Toms	25 DZERINS Andris	17 DZIERKALS Martins

Legend:
+A Assistant Captain

+C Captain

Sn Starting position



Game Summary

比赛总结 / Résumé du match

SVK - LAT 5 - 2 (1 - 1, 2 - 0, 2 - 1)

Spectators	Referees	Linespersons
943	7 GOUIN Olivier (CAN), 18 NORD Mikael (SWE)	49 LUNDGREN Ludvig (SWE), 55 SHISHLO Dmitri (RUS)

Team Statistics

Period	Score	SVS	SOG	PIM	TPP	PPG	SHG
1	1 : 1	3 : 8	9 : 4	2 : 0	00:00 : 02:00	0 : 0	0 : 0
2	2 : 0	6 : 15	17 : 6	0 : 2	02:00 : 00:00	0 : 0	0 : 0
3	2 : 1	9 : 5	7 : 10	2 : 0	00:00 : 02:00	0 : 0	0 : 0
Total	5 : 2	18 : 28	33 : 20	4 : 2	02:00 : 04:00	0 : 0	0 : 0

1st Period

Action	Time	ET/Res	Team	Type	No.	Name	(G)	Name of Assistant(s) / Action Description
GK	00:00		SVK		24	RYBAR P		- Goalkeeper in
GK	00:00		LAT		98	KALNINS J		- Goalkeeper in
Penalty	04:10	06:10	SVK	2 min.	49	TAKAC S		- Tripping
Goal	11:00	1 : 0	SVK	EQ	52	MARINCIN M	(1)	13 JURCO T On Ice SVK 24 13 44 52 79 88 79 HUDACEK L LAT 98 16 22 27 32 73
Goal	15:46	1 : 1	LAT	EQ	91	KENINS R	(1)	18 ABOLS R On Ice SVK 24 20 40 44 52 87 9 KRASTENBERGS R LAT 98 9 18 26 32 91

2nd Period

Action	Time	ET/Res	Team	Type	No.	Name	(G)	Name of Assistant(s) / Action Description
Penalty	21:26	23:26	LAT	2 min.	72	JAKS J		- Slashing
Goal	26:17	2 : 1	SVK	EQ	34	CEHLARIK P	(1)	27 HRIVIK M On Ice SVK 24 27 34 44 49 52 49 TAKAC S LAT 98 55 69 70 72 95
Goal	31:16	3 : 1	SVK	EQ	20	SLAFKOVSKY J	(4)	On Ice SVK 24 14 20 40 44 87 LAT 98 9 26 32 69 95

3rd Period

Action	Time	ET/Res	Team	Type	No.	Name	(G)	Name of Assistant(s) / Action Description
Goal	42:07	3 : 2	LAT	EQ	70	INDRASIS M	(1)	87 MEIJA G On Ice SVK 24 12 19 22 25 28 27 CIBULSKIS O LAT 98 27 32 70 87 95
Penalty	43:55	45:55	SVK	2 min.	34	CEHLARIK P		- Tripping
Goal	49:21	4 : 2	SVK	EQ	25	ZUZIN P	(1)	12 KELEMEN M On Ice SVK 24 12 14 19 25 65 14 CERESNAK P LAT 98 32 55 70 87 95
Time-out	58:13		LAT					
GK	58:21		LAT					98 KALNINS J - Goalkeeper out
Goal	59:59	5 : 2	SVK	EQ ENG	13	JURCO T	(1)	On Ice SVK 24 13 44 52 79 88 LAT 14 17 27 69 70 91
GK	59:59		LAT		98	KALNINS J		- Goalkeeper in
GK	60:00		SVK					24 RYBAR P - Goalkeeper out
GK	60:00		LAT					98 KALNINS J - Goalkeeper out

Goalkeeper Records

Team : SVK - Slovakia

No.	Name	SOG	SVS	MIP
24	RYBAR Patrik	20	18	60:00
42	KONRAD Branislav			

Team : LAT - Latvia

No.	Name	SOG	SVS	MIP
98	KALNINS Janis	32	28	58:22
74	PUNNENOVIS Ivars			

Game Statistics

Team : SVK (Blue)

Head Coach : RAMSAY Craig		Shots on Goal				Time on Ice															
No.	Pos.	Name	G	A	P	PIM	FO+	FO-	FO+/-	FO%	1	2	3	OT	TOT	SHF	AVG				
14	D	CERESNAK Peter +A	0	1	1	0	0	0	0	0.00	0	+2	8:20	7:20	6:37	22:17	31	0:43			
27	F	HRIVIK Marek +C	0	1	1	0	13	8	5	61.90	0	2	0	2	+1	5:48	7:01	5:31	18:20	26	0:42
34	F	CEHLARIK Peter +A	1	0	1	2	0	0	0	0.00	1	5	0	6	+1	5:34	7:27	5:00	18:01	24	0:45



National Indoor Stadium

国家体育馆
Palais national omnisports

SUN 13 FEB 2022

Start Time 12:10
End Time 14:21

Ice Hockey

冰球 / Hockey sur glace

Men

男子 / Hommes

Preliminary round - Group C, Game 15

小组赛轮次 - C组, 比赛 15 / Tour préliminaire - Groupe C, Match 15



Legend:

(G) Goals in tournament	+/- Plus/minus net	+A Assistant Captain	+C Captain
A Assists	AVG Average time on ice / shift	D Defender	ENG Empty net goal
EQ Equal strength	ET/Res Penalty end time/Result of game	F Forward	FO% Face-offs won as percentage
FO+ Face-offs won	FO- Face-offs lost	FO+/- Face-offs net	G Goals
GA Goals against	GDF Goal difference	GF Goals for	GK Goalkeeper
GP Games played	L Losses	MIP Minutes in play (GK)	No. Jersey number
OT Overtime	OTL Overtime losses	OTW Overtime wins	P Points
PIM Penalties in minutes	Pos. Position	PPG Power play goals	PTS Points
R Rank	SHF Number of shifts	SHG Shorthanded goals	SOG Shots on goal
SVS Saves	TOT Total	TPP Time on power play	TS Total shots
W Wins			



National Indoor Stadium
 国家体育馆
 Palais national omnisports
SUN 13 FEB 2022
 Start Time 12:10

Ice Hockey
 冰球 / Hockey sur glace
Men
 男子 / Hommes
Preliminary round - Group C, Game 15
 小组赛轮次 - C组 比赛 15 / Tour préliminaire - Groupe C, Match 15

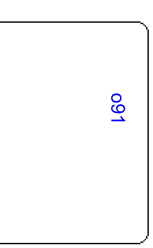


Shot Chart
 射门表 / Analyse des tirs


SVK - LAT

Shots by LAT
 Goals (G): 1
 SSP (-): 5
 SSG (+): 3
 SPG (-): 0

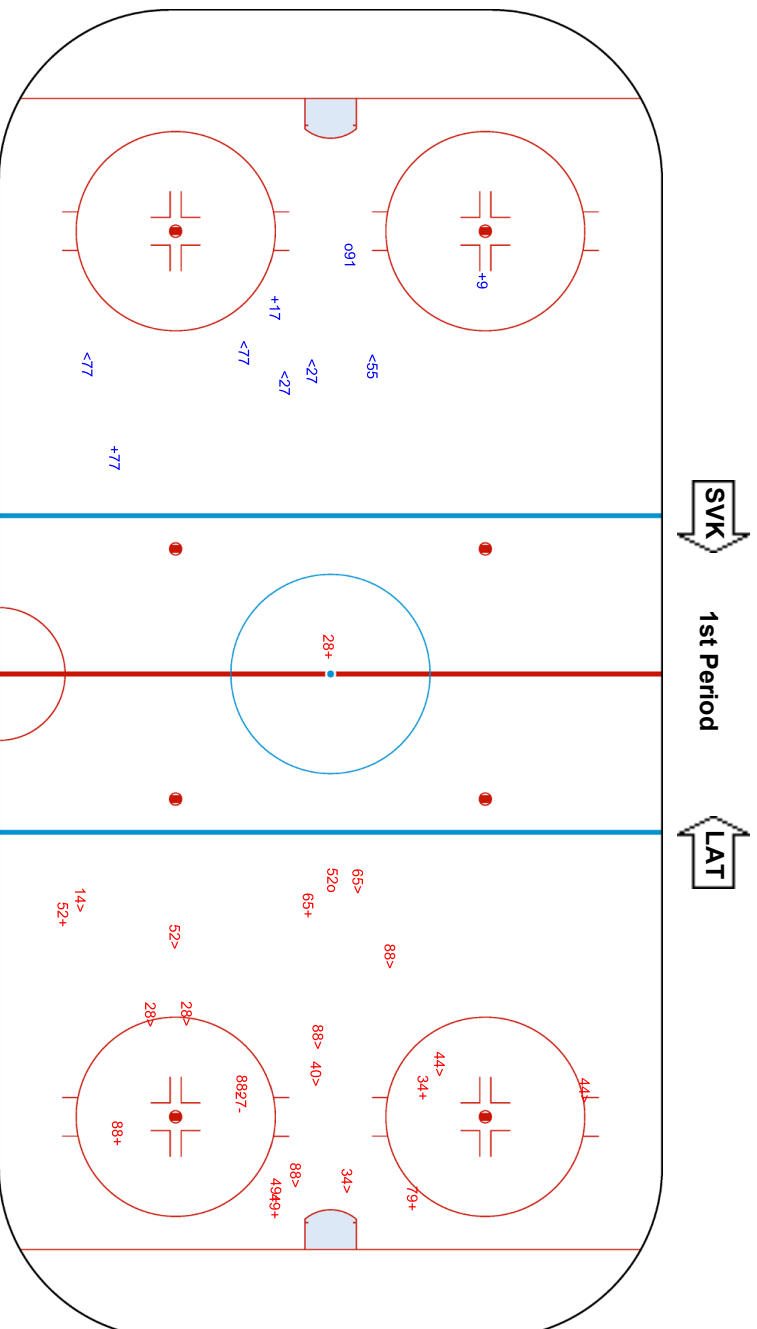
Shots by SVK
 Goals (G): 1
 SSP (-): 12
 SSG (+): 8
 SPG (-): 2



GK 24 of SVK



GK 98 of LAT





National Indoor Stadium
 国家体育馆
 Palais national omnisports

SUN 13 FEB 2022
 Start Time 12:10

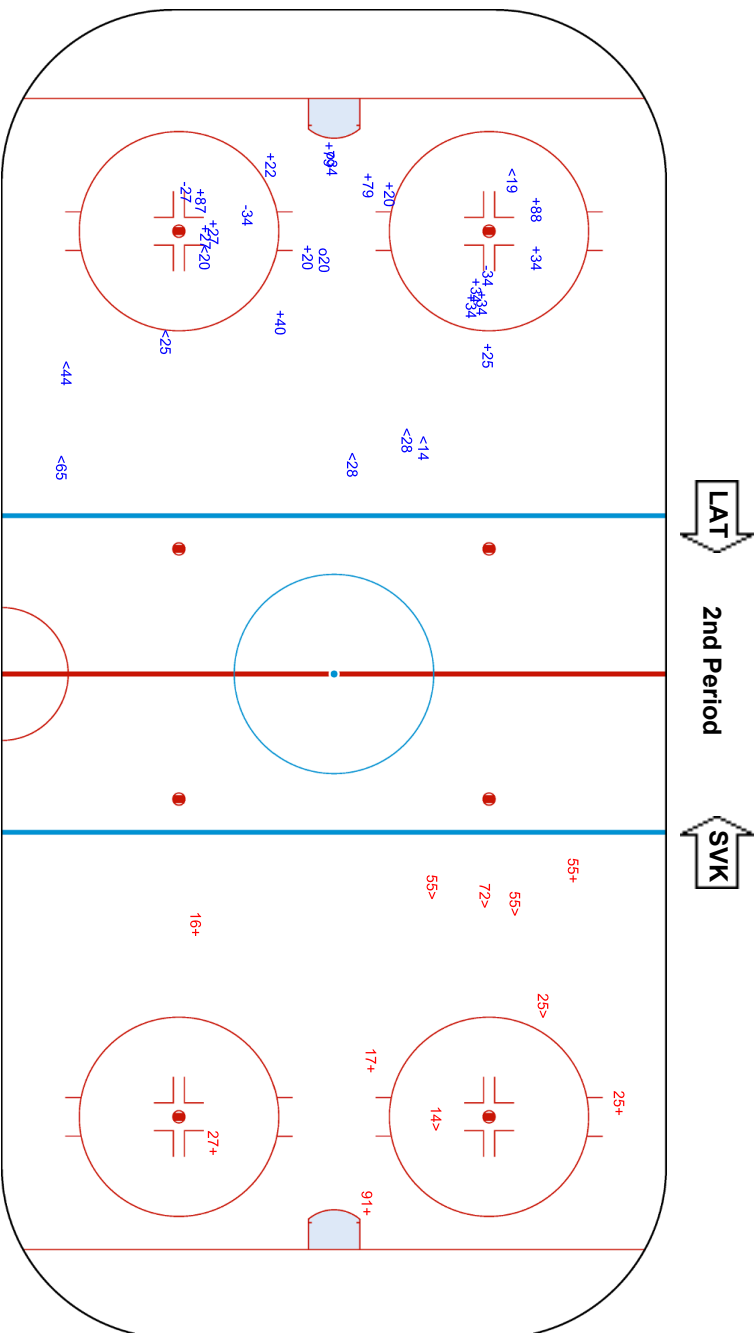
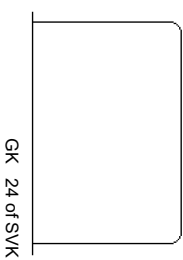
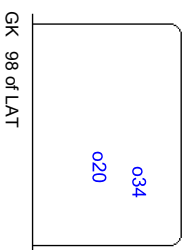
Ice Hockey
 冰球 / Hockey sur glace
Men



Preliminary round - Group C, Game 15
 小组赛轮次 - C组, 比赛 15 / Tour préliminaire - Groupe C, Match 15

Shots by SVK
 Goals (o): 2
 SSP (-): 8
 SSG (+): 15
 SPG (-): 3

Shots by LAT
 Goals (o): 0
 SSP (-): 5
 SSG (+): 6
 SPG (-): 0





National Indoor Stadium
 国家体育馆
 Palais national omnisports

SUN 13 FEB 2022
 Start Time 12:10

Ice Hockey
 冰球 / Hockey sur glace

Men

男子 / Hommes

Preliminary round - Group C, Game 15

小组赛轮次 - C组, 比赛 15 / Tour préliminaire - Groupe C, Match 15



Shots by LAT
 Goals (0): 1
 SSP (-): 7
 SSG (+): 9
 SPG (-): 4

SVK → **3rd Period**

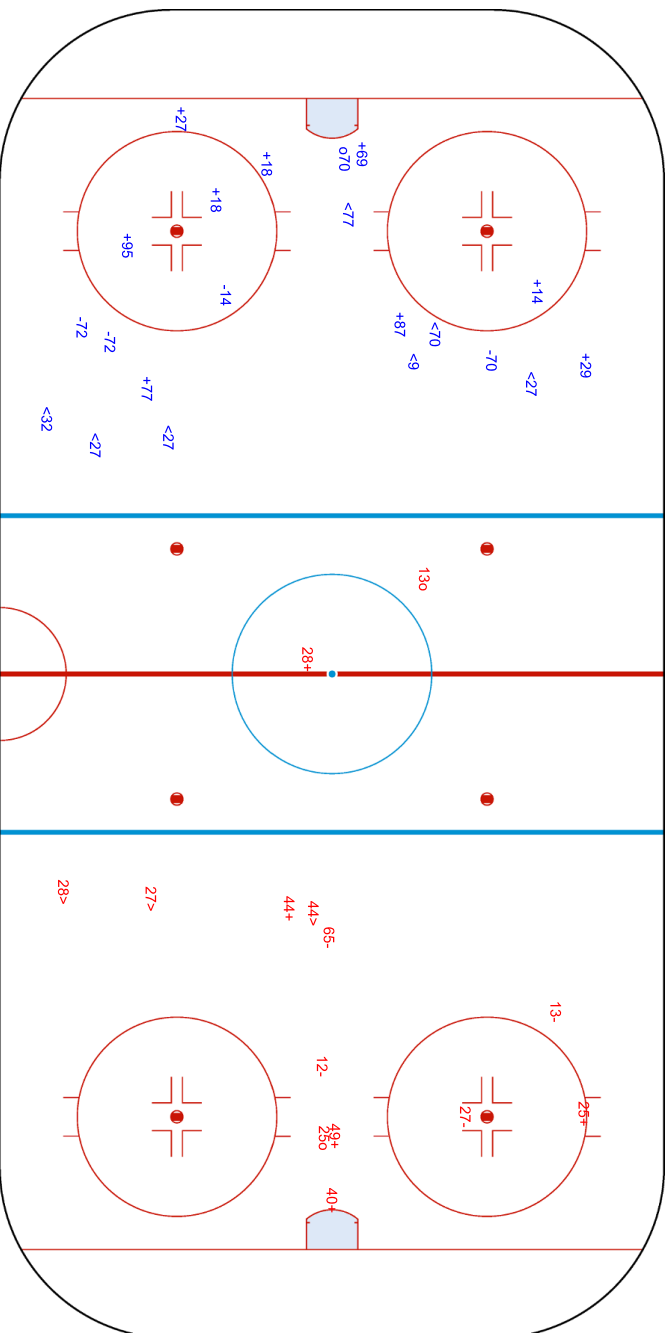
LAT ←

Shots by SVK
 Goals (0): 2
 SSP (-): 3
 SSG (+): 5
 SPG (-): 4

GK 24 of SVK
 070

GK 98 of LAT
 025

GK 98 of LAT
 013
 ENG



Legend:	ENG	Empty net goal	GK	Goalkeeper	SPG	Shots past goal	SSG	Shots saved by goalkeeper	SSP	Shots saved by player
---------	-----	----------------	----	------------	-----	-----------------	-----	---------------------------	-----	-----------------------





Face-off Chart

争球表 / Statistiques des mises en jeu

SVK - LAT

1st PERIOD

	SVK		LAT		Neutral zone		SVK		LAT		Total wins all zones				
	Def. zone	Att. zone	Def. zone	Att. zone	Att. zone	Def. zone	Att. zone	Def. zone							
	+ 40	- 16	+ 27	- 18	+ 19	- 16					<table border="1"> <thead> <tr> <th>SVK</th> <th>LAT</th> </tr> </thead> <tbody> <tr> <td>5 / 33%</td> <td>10 / 67%</td> </tr> </tbody> </table>	SVK	LAT	5 / 33%	10 / 67%
SVK	LAT														
5 / 33%	10 / 67%														
	- 40	+ 16	- 27	+ 18	+ 27	- 95									
	- 27	+ 25	- 79	+ 73	- 27	+ 18									
	- 40	+ 95	- 79	+ 73	- 40	+ 95									
	- 19	+ 25	- 19	+ 25											
			+ 27	- 73											
Total wins / period	1 / 20%	4 / 80%	2 / 33%	4 / 67%	2 / 50%	2 / 50%									

2nd PERIOD

	SVK		LAT		Neutral zone		SVK		LAT		Total wins all zones				
	Def. zone	Att. zone	Def. zone	Att. zone	Att. zone	Def. zone	Att. zone	Def. zone							
	+ 79	- 16	+ 27	- 18	- 27	+ 95					<table border="1"> <thead> <tr> <th>SVK</th> <th>LAT</th> </tr> </thead> <tbody> <tr> <td>9 / 36%</td> <td>16 / 64%</td> </tr> </tbody> </table>	SVK	LAT	9 / 36%	16 / 64%
SVK	LAT														
9 / 36%	16 / 64%														
	- 19	+ 18	- 79	+ 25	+ 27	- 25									
	- 40	+ 95	+ 40	- 95	- 79	+ 73									
	- 19	+ 18	- 40	+ 95	- 88	+ 73									
	- 79	+ 25	- 79	+ 18	+ 27	- 18									
	+ 27	- 73	- 27	+ 73	- 19	+ 25									
	- 79	+ 18			+ 27	- 95									
	- 19	+ 25			+ 19	- 73									
	- 40	+ 18			- 40	+ 25									
					+ 27	- 16									
Total wins / period	2 / 22%	7 / 78%	2 / 33%	4 / 67%	5 / 50%	5 / 50%									

3rd PERIOD

	SVK		LAT		Neutral zone		SVK		LAT		Total wins all zones				
	Def. zone	Att. zone	Def. zone	Att. zone	Att. zone	Def. zone	Att. zone	Def. zone							
	+ 27	- 18	+ 27	- 18	- 88	+ 18					<table border="1"> <thead> <tr> <th>SVK</th> <th>LAT</th> </tr> </thead> <tbody> <tr> <td>7 / 47%</td> <td>8 / 53%</td> </tr> </tbody> </table>	SVK	LAT	7 / 47%	8 / 53%
SVK	LAT														
7 / 47%	8 / 53%														
	- 27	+ 16	- 40	+ 25											
	+ 40	- 25	+ 27	- 73											
	- 40	+ 25	+ 40	- 25											
	+ 27	- 18	- 19	+ 18											
	+ 19	- 25	- 79	+ 95											
	- 27	+ 18													
	- 27	+ 16													
Total wins / period	4 / 50%	4 / 50%	3 / 50%	3 / 50%	0 / 0%	1 / 100%									

TOTAL

	SVK		LAT		Neutral zone		SVK		LAT		Total wins all zones				
	Def. zone	Att. zone	Def. zone	Att. zone	Att. zone	Def. zone	Att. zone	Def. zone							
Total wins / game	7 / 32%	15 / 68%	7 / 39%	11 / 61%	7 / 47%	8 / 53%					<table border="1"> <thead> <tr> <th>SVK</th> <th>LAT</th> </tr> </thead> <tbody> <tr> <td>21 / 38%</td> <td>34 / 62%</td> </tr> </tbody> </table>	SVK	LAT	21 / 38%	34 / 62%
SVK	LAT														
21 / 38%	34 / 62%														



HEAD TO HEAD

		LAT									
No.	16	18	25	73	95	Tot.	wins SVK	Dz	Nz	Az	
SVK	19	1 - 0	0 - 3	1 - 4	1 - 0	10	3 30%	1 20%	0 0%	2 67%	
	27	1 - 2	6 - 3	1 - 1	3 - 1	21	13 62%	3 43%	5 71%	5 71%	
	40	1 - 1	0 - 1	2 - 3		13	4 31%	2 29%	2 50%	0 0%	
	79	1 - 0	0 - 2	0 - 2	0 - 3	9	1 11%	1 33%	0 0%	0 0%	
	88		0 - 1		0 - 1	2	0 0%			0 0%	
Tot.	7	16	14	9	9	55	21 38%	7 32%	7 39%	7 47%	
wins LAT	3 43%	10 63%	10 71%	5 56%	6 67%	34 62%					
Dz	0 0%	2 67%	2 67%	2 67%	2 50%	8 53%					
Nz		3 50%	3 75%	3 60%	2 67%	11 61%					
Az	3 60%	5 71%	5 71%	0 0%	2 100%	15 68%					

Legend:

Az Attacking zone **Dz** Defending zone **No.** Jersey number **Nz** Neutral zone **Tot.** Total face-offs played



Line-Ups

阵容 / Composition des équipes

FIN - SWE

Referees

24 CAMPBELL Michael (CAN) , 45 GOFMAN Roman (RUS)

Linespersons

91 HANCOCK II William (USA) , 84 SHALAGIN Nikita (RUS)

Goalkeepers

Team: FIN

No. Name

35 TUOHIMAA Frans
45 OLKINUORA Jussi

Team: SWE

No. Name

31 JOHANSSON Lars
35 HELLBERG Magnus

Team Line-ups

Team: FIN (Blue)

No. Pos. Name

4 D LEHTONEN Mikko
38 D HIETANEN Juuso
60 F GRANLUND Markus
65 F MANNINEN Sakari
70 F HARTIKAINEN Teemu

40 D LINDBOHM Petteri
42 D VATANEN Sami
51 F FILPPULA Valtteri +C
81 F PAKARINEN Iiro
82 F PESONEN Harri

3 D FRIMAN Niklas
13 D KEMILAINEN Valtteri
15 F AALTONEN Miro
28 F NATTINEN Joonas
71 F KOMAROV Leo +A

2 D POKKA Ville
55 D OHTAMAA Atte
12 F ANTTILA Marko +A
24 F BJORNINEN Hannes
80 F MAENALANEN Saku

Head Coach: JALONEN Jukka

Team: SWE (Yellow)

No. Pos. Name

5 D FANTENBERG Oscar
32 D BENGTTSSON Lukas
48 F KLINGBERG Carl
58 F LANDER Anton +C
86 F BROME Mathias

2 D FOLIN Christian
52 D HOLM Philip
8 F OLOFSSON Fredrik
23 F WALLMARK Lucas
29 F HOLMBERG Pontus

7 D TOMMERNES Henrik +A
64 D PUDAS Jonathan
18 F EVERBERG Dennis
59 F JOHANSSON Linus
95 F de la ROSE Jacob

81 D LENNSTROM Theodor
12 F FRIBERG Max
15 F RYDAHL Gustav
16 F KRUGER Marcus +A
42 F NORDSTROM Joakim

Head Coach: GARPENLOV Johan

NOT DRESSED:

20 F OJAMAKI Niko
25 F RAJALA Toni
29 GK SATERI Harri

NOT DRESSED:

33 D HULTSTROM Linus
34 F BRODIN Daniel
39 GK REIDEBORN Adam

Legend:

+A	Assistant Captain	+C	Captain	D	Defender	F	Forward
No.	Jersey number	Pos.	Position				



Graphical Line-ups

阵容图 / Alignments

FIN - SWE

Referees


24 CAMPBELL Michael (CAN) , 45 GOFMAN Roman (RUS)

Linespersons

91 HANCOCK II William (USA) , 84 SHALAGIN Nikita (RUS)

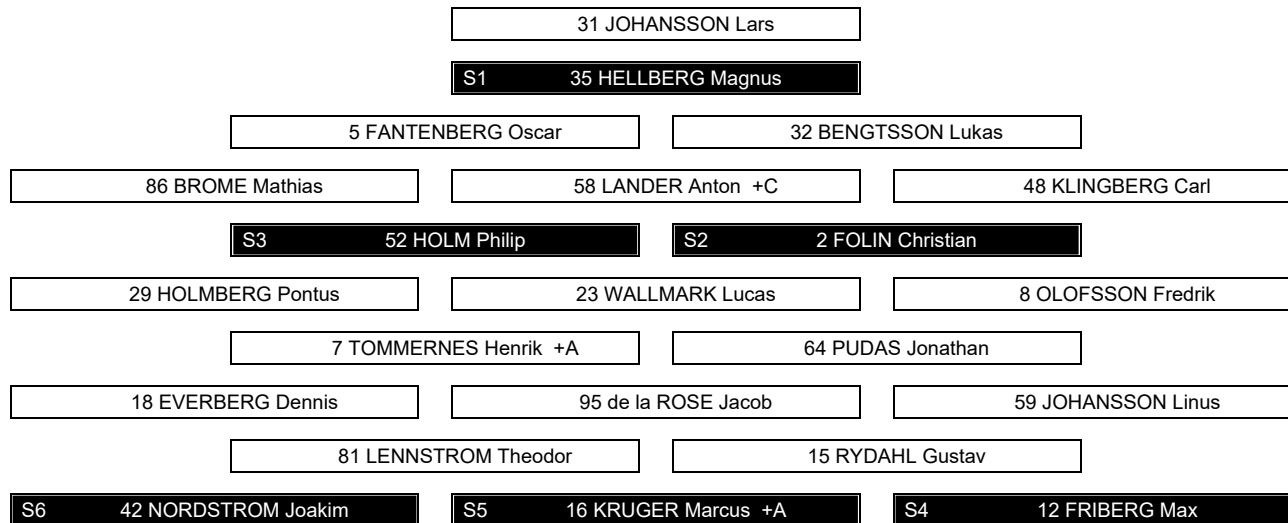
Team: FIN - Finland (Blue)

Head Coach: JALONEN Jukka



Team: SWE - Sweden (Yellow)

Head Coach: GARPENLOV Johan



Legend:

+A Assistant Captain +C Captain Sn Starting position



Game Summary

比赛总结 / Résumé du match

FIN - SWE 4 - 3 (0 - 0, 0 - 3, 3 - 0, 1 - 0)

Spectators	Referees	Linespersons
963	24 CAMPBELL Michael (CAN) , 45 GOFMAN Roman (RUS)	91 HANCOCK II William (USA) , 84 SHALAGIN Nikita (RUS)

Team Statistics

Period	Score	SVS	SOG	PIM	TPP	PPG	SHG
1	0 : 0	10 : 8	8 : 10	2 : 2	02:00 : 02:00	0 : 0	0 : 0
2	0 : 3	14 : 3	3 : 17	35 : 2	00:00 : 09:20	0 : 3	0 : 0
3	3 : 0	3 : 11	14 : 3	0 : 4	02:42 : 00:00	2 : 0	0 : 0
OT	1 : 0	0 : 1	2 : 0	0 : 0	00:00 : 00:00	0 : 0	0 : 0
Total	4 : 3	27 : 23	27 : 30	37 : 8	04:42 : 11:20	2 : 3	0 : 0

1st Period

Action	Time	ET/Res	Team	Type	No.	Name	(G)	Name of Assistant(s) / Action Description
GK	00:00		FIN		45	OLKINUORA J		- Goalkeeper in
GK	00:00		SWE		35	HELLBERG M		- Goalkeeper in
Penalty	11:10	13:10	SWE	2 min.	95	de la ROSE J		- Roughing
Penalty	13:18	15:18	FIN	2 min.	15	AALTONEN M		- Interference on a Goalkeeper

2nd Period

Action	Time	ET/Res	Team	Type	No.	Name	(G)	Name of Assistant(s) / Action Description
Penalty	23:52	24:24	FIN	2 min.	80	MAENALANEN S		- Cross-Checking
Goal	24:24	0 : 1	SWE	PP1	23	WALLMARK L	(4)	7 TOMMERNES H On Ice FIN 45 12 24 38 40 * 64 PUDAS J SWE 35 7 23 48 58 64
Penalty	24:55	62:01	FIN	25 min.	60	GRANLUND M		- Illegal Check to the Head or Neck / Served by: 15 AALTONEN M
Goal	28:39	0 : 2	SWE	PP1	32	BENGTSSON L	(1)	7 TOMMERNES H On Ice FIN 45 2 28 40 80 * 86 BROME M SWE 35 7 8 18 32 86
Penalty	31:30	31:36	FIN	2 min.	42	VATANEN S		- Slashing
Goal	31:36	0 : 3	SWE	PP1	58	LANDER A	(2)	64 PUDAS J On Ice FIN 45 12 24 38 40 * 48 KLINGBERG C SWE 35 7 23 48 58 64
Penalty	34:32	36:32	FIN	2 min.	38	HIETANEN J		- High Sticking
Penalty	34:32	38:32	FIN	2 min.	38	HIETANEN J		- High Sticking
Penalty	35:02	37:02	SWE	2 min.	7	TOMMERNES H		- Interference
Penalty	35:20	37:20	FIN	2 min.	82	PESONEN H		- Tripping

3rd Period

Action	Time	ET/Res	Team	Type	No.	Name	(G)	Name of Assistant(s) / Action Description
Penalty	43:49	45:34	SWE	2 min.	95	de la ROSE J		- Holding an opponent
Goal	45:34	1 : 3	FIN	PP1	70	HARTIKAINEN T	(1)	65 MANNINEN S On Ice FIN 45 42 51 65 70 82 * 42 VATANEN S SWE 35 7 16 42 81
Penalty	54:33	55:30	SWE	2 min.	59	JOHANSSON L		- Hooking
Goal	55:30	2 : 3	FIN	PP1	81	PAKARINEN I	(1)	70 HARTIKAINEN T On Ice FIN 45 4 51 65 70 81 * 65 MANNINEN S SWE 35 2 5 16 42
Goal	57:11	3 : 3	FIN	EQ	81	PAKARINEN I	(2)	4 LEHTONEN M On Ice FIN 45 4 13 65 70 81 * 70 HARTIKAINEN T SWE 35 7 12 16 42 64

Overtime

Action	Time	ET/Res	Team	Type	No.	Name	(G)	Name of Assistant(s) / Action Description
Goal	62:01	4 : 3	FIN	EQ	82	PESONEN H	(2)	On Ice FIN 45 28 38 82 * SWE 35 18 23 81
GK	62:01		FIN					45 OLKINUORA J - Goalkeeper out
GK	62:01		SWE					35 HELLBERG M - Goalkeeper out



Head Coach : GARPENLOV Johan		Shots on Goal										Time on Ice												
No.	Pos.	Name	G	A	P	PIM	FO+	FO-	FO+/-	FO%	1	2	3	OT	TS	+/-	1	2	3	OT	TOT	SHF	AVG	
35	GK	HELLBERG Magnus	0	0	0	0					0	0	0	0	0									
Total			3	6	9	8	23	26	-3	46.94	10	17	3	0	30									

Group C

R	Team	GP	W	OTW	OTL	L	GDF	GF:GA	PTS
1	FIN	3	2	1	0	0	+7	13:6	8
2	SWE	3	2	0	1	0	+3	10:7	7
3	SVK	3	1	0	0	2	-4	8:12	3
4	LAT	3	0	0	0	3	-6	5:11	0

	FIN	LAT	SVK	SWE
FIN	*****	3:1	6:2	4:3
LAT	1:3	*****	2:5	2:3
SVK	2:6	5:2	*****	1:4
SWE	3:4	3:2	4:1	*****

Legend:

(G) Goals in tournament	*	Does not count for Plus/minus	+/-	Plus/minus net	+A	Assistant Captain
+C Captain	A	Assists	AVG	Average time on ice / shift	D	Defender
EQ Equal strength	ET/Res	Penalty end time/Result of game	F	Forward	FO%	Face-offs won as percentage
FO+ Face-offs won	FO-	Face-offs lost	FO+/-	Face-offs net	G	Goals
GA Goals against	GDF	Goal difference	GF	Goals for	GK	Goalkeeper
GP Games played	L	Losses	MIP	Minutes in play (GK)	No.	Jersey number
OT Overtime	OTL	Overtime losses	OTW	Overtime wins	P	Points
PIM Penalties in minutes	Pos.	Position	PP1	Power play - 1 player	PPG	Power play goals
PTS Points	R	Rank	SHF	Number of shifts	SHG	Shorthanded goals
SOG Shots on goal	SVS	Saves	TOT	Total	TPP	Time on power play
TS Total shots	W	Wins				



National Indoor Stadium
 国家体育馆
 Palais national omnisports
SUN 13 FEB 2022
 Start Time 16:40

Ice Hockey
 冰球 / Hockey sur glace
Men
 男子 / Hommes



Preliminary round - Group C, Game 16
 小组赛轮次 - C组 比赛 16 / Tour préliminaire - Groupe C, Match 16

Shot Chart
 射门表 / Analyse des tirs

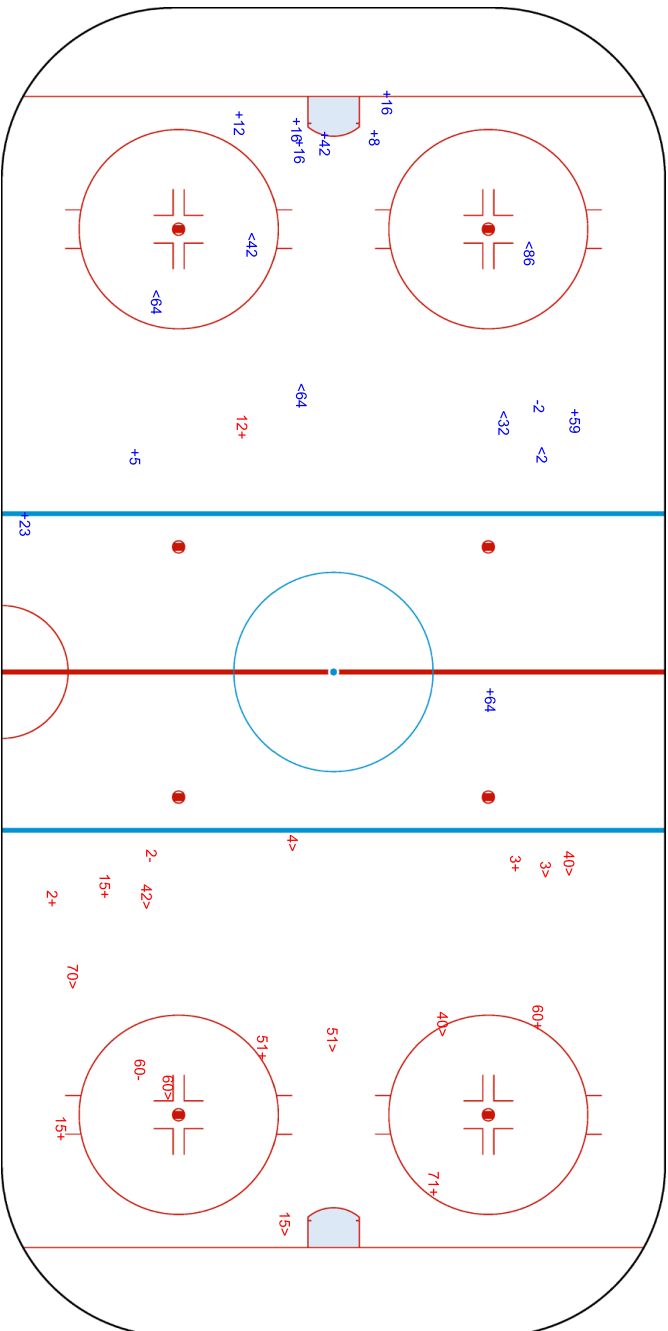
FIN - SWE

Shots by SWE
 Goals (G): 0
 SSP (-): 6
 SSG (+): 10
 SPG (-): 1

Shots by FIN
 Goals (G): 0
 SSP (-): 9
 SSG (+): 8
 SPG (-): 2

GK 45 of FIN

GK 35 of SWE





National Indoor Stadium
 国家体育馆
 Palais national omnisports
SUN 13 FEB 2022
 Start Time 16:40

Ice Hockey
 冰球 / Hockey sur glace
Men
 男子 / Hommes

Preliminary round - Group C, Game 16
 小组赛轮次 - C组 比赛 16 / Tour préliminaire - Groupe C, Match 16

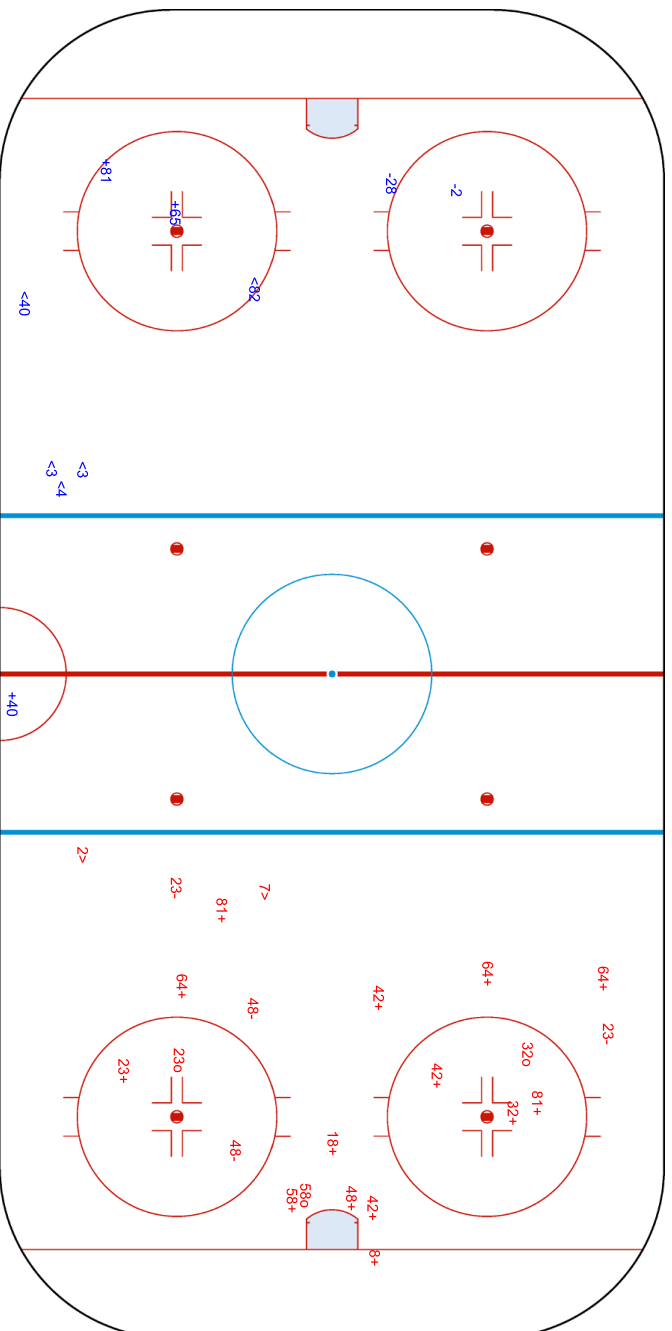


Shots by FIN
 Goals (0): 0
 SSP (-): 5
 SSG (+): 3
 SPG (-): 2

Shots by SWE
 Goals (0): 3
 SSP (-): 2
 SSG (+): 14
 SPG (-): 4

GK 35 of SWE

GK 45 of FIN





National Indoor Stadium
 国家体育馆
 Palais national omnisports

SUN 13 FEB 2022
 Start Time 16:40

Ice Hockey
 冰球 / Hockey sur glace



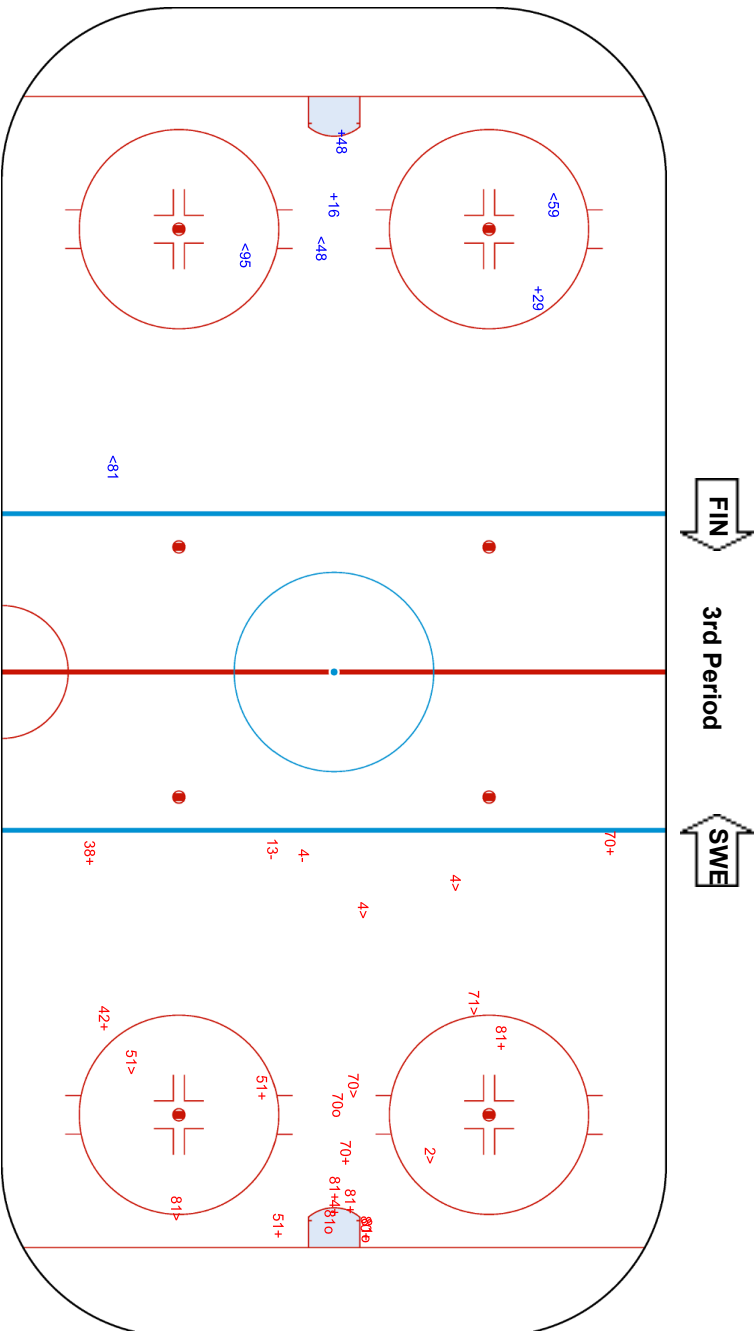
Preliminary round - Group C, Game 16
 男子 / Hommes
 小组赛轮次 - C组, 比赛 16 / Tour préliminaire - Groupe C, Match 16

Shots by SWE
 Goals (0): 0
 SSP (-): 4
 SSG (+): 3
 SPG (-): 0

Shots by FIN
 Goals (0): 3
 SSP (-): 7
 SSG (+): 11
 SPG (-): 2

GK 45 of FIN

GK 35 of SWE





BEIJING 2022™

SUN 13 FEB 2022
Start Time 16:40

National Indoor Stadium
国家体育馆
Palais national omnisports

Ice Hockey
冰球 / Hockey sur glace

Men

男子 / Hommes

Preliminary round - Group C, Game 16

小组赛轮次 - C组 比赛 16 / Tour préliminaire - Groupe C, Match 16



Shots by SWE
Goals (G): 0
SSP (-): 0

Shots by FIN
Goals (G): 1
SSP (-): 0

SSG (+): 0
SPG (-): 0

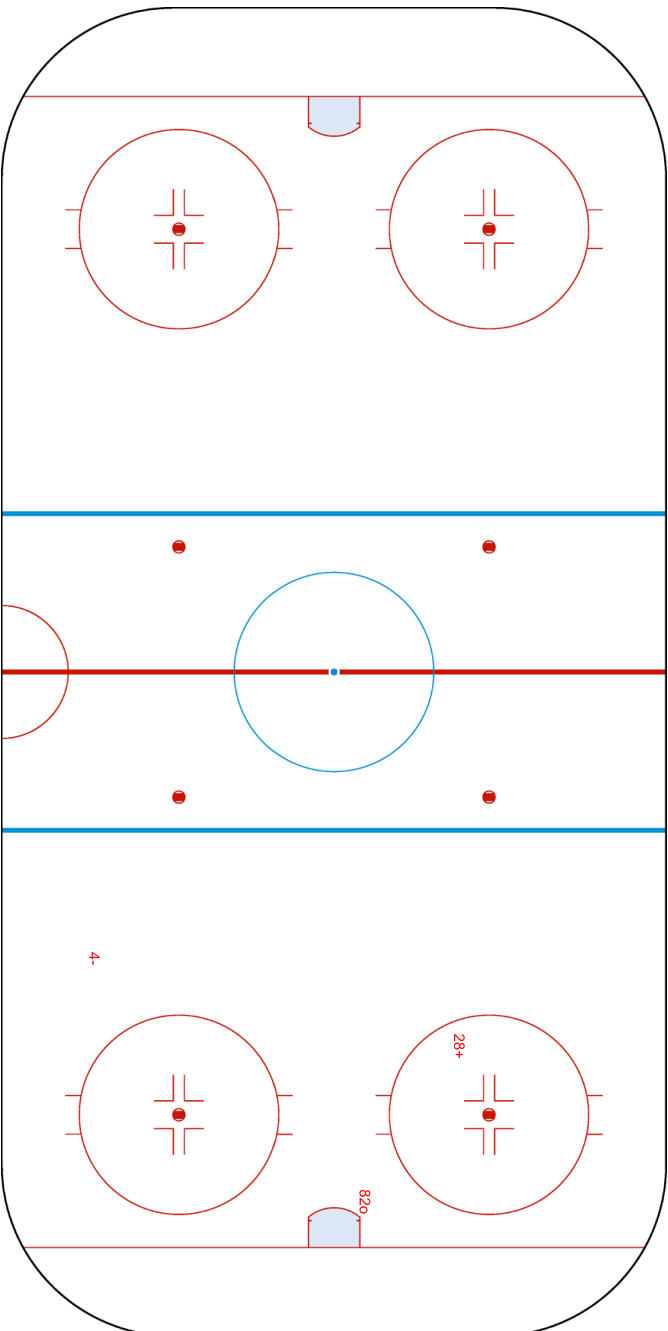
FIN

SWE

Overtime

GK 45 of FIN

GK 35 of SWE



082

Legend:
GK Goalkeeper

SPG Shots past goal

SSG

Shots saved by goalkeeper

SSP

Shots saved by player

OMEGA

IHOMTEAM6-----GPC-000600--_77A v5.0

Report Created SUN 13 FEB 2022 19:11

Atos

Page 4/4



Face-off Chart

争球表 / Statistiques des mises en jeu

FIN - SWE

1st PERIOD

	FIN		SWE		FIN		SWE		FIN		SWE	
	Def. zone	Att. zone	Def. zone	Att. zone	Neutral zone	Def. zone	Att. zone	Def. zone	Att. zone	Def. zone	Att. zone	
	+ 51	- 95	- 24	+ 16		+ 28	- 95		+ 28	- 95		
	+ 28	- 23	- 81	+ 58		+ 65	- 16		+ 65	- 16		
	- 81	+ 58	+ 51	- 95		+ 24	- 58		+ 24	- 58		
	+ 51	- 58										
	+ 51	- 58										
	+ 24	- 58										
Total wins / period	5 / 83%	1 / 17%	1 / 33%	2 / 67%		3 / 100%	0 / 0%					
Total wins all zones												
										FIN	SWE	
										9 / 75%	3 / 25%	

2nd PERIOD

	FIN		SWE		FIN		SWE		FIN		SWE	
	Def. zone	Att. zone	Def. zone	Att. zone	Neutral zone	Def. zone	Att. zone	Def. zone	Att. zone	Def. zone	Att. zone	
	+ 24	- 58	- 24	+ 16		+ 51	- 16		+ 51	- 16		
	+ 24	- 58	- 24	+ 16		- 51	+ 16		- 51	+ 16		
	+ 28	- 23	- 24	+ 95		- 65	+ 16		- 65	+ 16		
	- 24	+ 58	- 65	+ 16								
	- 81	+ 23	+ 24	- 8								
	+ 51	- 23	+ 51	- 16								
	- 24	+ 23	+ 51	- 8								
	- 28	+ 95										
	- 81	+ 16										
	+ 81	- 23										
	+ 24	- 58										
Total wins / period	6 / 55%	5 / 45%	3 / 43%	4 / 57%		1 / 33%	2 / 67%					
Total wins all zones												
										FIN	SWE	
										10 / 48%	11 / 52%	

3rd PERIOD

	FIN		SWE		FIN		SWE		FIN		SWE	
	Def. zone	Att. zone	Def. zone	Att. zone	Neutral zone	Def. zone	Att. zone	Def. zone	Att. zone	Def. zone	Att. zone	
			- 24	+ 95		- 65	+ 16		- 65	+ 16		
			+ 28	- 58		+ 51	- 16		+ 51	- 16		
			- 24	+ 95		- 65	+ 95		- 65	+ 95		
			- 24	+ 95		- 24	+ 16		- 24	+ 16		
			- 28	+ 95		+ 51	- 16		+ 51	- 16		
			+ 24	- 95		+ 51	- 16		+ 51	- 16		
			+ 51	- 58		- 24	+ 16		- 24	+ 16		
						- 51	+ 95		- 51	+ 95		
Total wins / period			3 / 43%	4 / 57%		3 / 38%	5 / 62%					
Total wins all zones												
										FIN	SWE	
										6 / 40%	9 / 60%	

OVERTIME



	FIN		SWE		FIN		SWE		Total wins all zones	
	Def. zone	Att. zone	Neutral zone		Att. zone	Def. zone	FIN	SWE		
Total wins / period			+ 24	- 58			1 / 100%	0 / 0%	1 / 100%	0 / 0%

TOTAL

	FIN		SWE		FIN		SWE		Total wins all zones	
	Def. zone	Att. zone	Neutral zone		Att. zone	Def. zone	FIN	SWE		
Total wins / game	11 / 65%	6 / 35%	8 / 44%	10 / 56%	7 / 50%	7 / 50%	26 / 53%	23 / 47%		

HEAD TO HEAD

	No.	SWE					Tot.	wins FIN	Dz	Nz	Az
		8	16	23	58	95					
FIN	24	1 - 0	0 - 5	0 - 1	6 - 1	1 - 4	19	8 42%	4 67%	3 30%	1 33%
	28			2 - 0	1 - 0	1 - 2	6	4 67%	2 67%	1 50%	1 100%
	51	1 - 0	5 - 1	1 - 0	3 - 0	2 - 1	14	12 86%	4 100%	4 100%	4 67%
	65		1 - 3			0 - 1	5	1 20%		0 0%	1 25%
	81		0 - 1	1 - 1	0 - 2		5	1 20%	1 25%	0 0%	
	Tot.	2	16	6	13	12	49	26 53%	11 65%	8 44%	7 50%
wins SWE	0 0%	10 63%	2 33%	3 23%	8 67%	23 47%					
Dz		5 50%		0 0%	2 67%	7 50%					
Nz	0 0%	4 80%		1 25%	5 71%	10 56%					
Az		1 100%	2 33%	2 25%	1 50%	6 35%					

Legend:

Az Attacking zone **Dz** Defending zone **No.** Jersey number **Nz** Neutral zone **Tot.** Total face-offs played



Line-Ups

阵容 / Composition des équipes

CHN - CAN

Referees

5 ANSONS Andris (LAT) , 27 BRUGGEMAN Andrew (USA)

Linespersons

35 HYNEK Daniel (CZE) , 75 LAZAREV Gleb (RUS)

Goalkeepers

Team: CHN

No. Name

1 OUBAN Yongli
33 HAN Pengfei

Team: CAN

No. Name

1 LEVI Devon
90 TOMKINS Matt

Team Line-ups

Team: CHN (Red)

No. Pos. Name

5 D	RUIAN Sipulaoer
60 D	DANNISI Aoxibofu
15 F	FU Jiang
20 F	LUO Jia
22 F	FU Shuai
7 D	JIEKE Kailiaosi
77 D	ZHENG Enlai +A
47 F	JIAN An
61 F	WEI Ruike
88 F	YAN Juncheng
2 D	LIU Jie
93 D	YUAN Junjie
18 F	YE Jinguang +C
56 F	ZHANG Zesen
91 F	WANG Taile +A
6 D	CHEN Zimeng
81 D	YAN Ruinan
10 F	XIANG Xudong
19 F	ZHONG Wei
98 F	YING Rudi

Head Coach: ZANATTA Ivano

NOT DRESSED:

11 D ZHANG Pengfei
17 F GUO Jianing
45 GK JIERUIMI Shimisi

Team: CAN (White)

No. Pos. Name

22 D	POWER Owen
37 D	ROBINSON Mat
11 F	McBAIN Jack
12 F	STAAL Eric +C
32 F	McTAVISH Mason
23 D	WOTHERSPOON Tyler
56 D	NOREAU Maxim +A
9 F	KNIGHT Corban
15 F	TAMBELLINI Adam
91 F	WEAL Jordan
44 D	BARBERIO Mark
60 D	DEMERS Jason
10 F	STREET Ben
13 F	JOHNSON Kent
19 F	O'DELL Eric
20 D	GRANT Alex
26 F	WINNIK Daniel
27 F	CRACKNELL Adam
51 F	DESHARNAIS David +A
96 F	HO-SANG Josh

Head Coach: JULIEN Claude

NOT DRESSED:

5 D ELLIS Morgan
39 F FERRARO Landon
80 GK PASQUALE Eddie

Legend:

+A	Assistant Captain	+C	Captain	D	Defender	F	Forward
No.	Jersey number	Pos.	Position				



Graphical Line-ups
阵容图 / Alignments

CHN - CAN

Referees

5 ANSONS Andris (LAT) , 27 BRUGGEMAN Andrew (USA)

Linespersons

35 HYNEK Daniel (CZE) , 75 LAZAREV Gleb (RUS)

Team: CHN - China (Red)

Head Coach: ZANATTA Ivano

S1 1 OUBAN Yongli		
33 HAN Pengfei		
S3 60 DANNISI Aoxibofu	S2 5 RUIAN Sipulaer	
22 FU Shuai	20 LUO Jia	15 FU Jiang
7 JIEKE Kailiaosi	77 ZHENG Enlai +A	
61 WEI Ruike	47 JIAN An	88 YAN Juncheng
93 YUAN Junjie	2 LIU Jie	
S4 18 YE Jinguang +C	S6 91 WANG Taile +A	S5 56 ZHANG Zesen
6 CHEN Zimeng	10 XIANG Xudong	
81 YAN Ruinan	98 YING Rudi	19 ZHONG Wei

Team: CAN - Canada (White)

Head Coach: JULIEN Claude

S1 90 TOMKINS Matt		
1 LEVI Devon		
S2 22 POWER Owen	S3 37 ROBINSON Mat	
S6 32 McTAVISH Mason	S5 12 STAAL Eric +C	S4 11 McBAIN Jack
23 WOTHERSPOON Tyler	56 NOREAU Maxim +A	
91 WEAL Jordan	15 TAMBELLINI Adam	9 KNIGHT Corban
44 BARBERIO Mark	60 DEMERS Jason	
10 STREET Ben	19 O'DELL Eric	13 JOHNSON Kent
20 GRANT Alex	96 HO-SANG Josh	
26 WINNIK Daniel	51 DESHARNAIS David +A	27 CRACKNELL Adam

Legend:

+A Assistant Captain **+C** Captain **Sn** Starting position



Game Summary

比赛总结 / Résumé du match

CHN - CAN 0 - 5 (0 - 3, 0 - 1, 0 - 1)

Spectators	Referees	Linespersons
904	5 ANSONS Andris (LAT) , 27 BRUGGEMAN Andrew (USA)	35 HYNEK Daniel (CZE) , 75 LAZAREV Gleb (RUS)

Team Statistics

Period	Score	SVS	SOG	PIM	TPP	PPG	SHG
1	0 : 3	15 : 10	10 : 18	2 : 2	02:00 : 02:00	0 : 0	0 : 0
2	0 : 1	11 : 10	10 : 12	2 : 4	03:56 : 01:56	0 : 0	0 : 0
3	0 : 1	13 : 6	6 : 14	6 : 4	02:00 : 03:58	0 : 1	0 : 0
Total	0 : 5	39 : 26	26 : 44	10 : 10	07:56 : 07:54	0 : 1	0 : 0

1st Period

Action	Time	ET/Res	Team	Type	No.	Name	(G)	Name of Assistant(s) / Action Description
GK	00:00		CHN		1	OUBAN Y		- Goalkeeper in
GK	00:00		CAN		90	TOMKINS M		- Goalkeeper in
Goal	02:09	0 : 1	CAN	EQ	10	STREET B	(2)	13 JOHNSON K On Ice CHN 1 2 20 61 88 93 19 O'DELL E CAN 90 10 13 19 44 60
Penalty	03:28	05:28	CAN	2 min.	20	GRANT A		- Tripping
Goal	06:44	0 : 2	CAN	EQ	15	TAMBELLINI A	(1)	20 GRANT A On Ice CHN 1 18 19 60 91 93 23 WOTHERSPOON T CAN 90 15 20 23 91 96
Goal	10:06	0 : 3	CAN	EQ	19	O'DELL E	(1)	96 HO-SANG J On Ice CHN 1 2 18 56 91 93 23 WOTHERSPOON T CAN 90 13 19 44 60 96
Penalty	15:30	17:30	CHN	2 min.	91	WANG T		- Tripping

2nd Period

Action	Time	ET/Res	Team	Type	No.	Name	(G)	Name of Assistant(s) / Action Description
Penalty	22:37	24:37	CAN	2 min.	-	Team penalty		- Too Many Players / Served by: 96 HO-SANG J
Penalty	24:33	26:33	CHN	2 min.	61	WEI R		- Interference
Penalty	34:27	36:27	CAN	2 min.	44	BARBERIO M		- Cross-Checking
Goal	38:03	0 : 4	CAN	EQ	13	JOHNSON K	(1)	60 DEMERS J On Ice CHN 1 18 20 22 60 93 91 WEAL J CAN 90 13 19 44 60 91

3rd Period

Action	Time	ET/Res	Team	Type	No.	Name	(G)	Name of Assistant(s) / Action Description
Penalty	44:25	46:23	CHN	2 min.	47	JIAN A		- Interference
Goal	46:23	0 : 5	CAN	PP1	9	KNIGHT C	(2)	22 POWER O On Ice CHN 1 5 7 20 91 96 HO-SANG J CAN 90 9 22 32 44 96 *
Penalty	49:42	51:42	CAN	2 min.	19	O'DELL E		- Roughing
Penalty	57:52	59:52	CHN	2 min.	7	JIEKE K		- Tripping
Penalty	59:23	60:00	CHN	2 min.	60	DANNISI A		- Hooking
Penalty	59:35	60:00	CAN	2 min.	91	WEAL J		- Hooking
GK	60:00		CHN					1 OUBAN Y - Goalkeeper out
GK	60:00		CAN					90 TOMKINS M - Goalkeeper out

Goalkeeper Records

Team : CHN - China

Team : CAN - Canada

No.	Name	SOG	SVS	MIP	No.	Name	SOG	SVS	MIP
1	OUBAN Yongli	44	39	60:00	90	TOMKINS Matt	26	26	60:00
33	HAN Pengfei				1	LEVI Devon			

Game Statistics

Team : CHN (Red)										Shots on Goal					Time on Ice								
No.	Pos.	Name	G	A	P	PIM	FO+	FO-	FO+/-	FO%	1	2	3	OT	TS	+/-	1	2	3	OT	TOT	SHF	AVG
5	D	RUIAN Sipulaoer	0	0	0	0	0	0	0	0.00	1	1	0	2	0	9:03	9:17	8:44		27:04	27	1:00	
15	F	FU Jiang	0	0	0	0	0	0	0	0.00	0	3	1	4	0	7:44	10:40	8:44		27:08	26	1:02	
20	F	LUO Jia	0	0	0	0	14	5	9	73.68	0	0	0	0	-2	7:59	6:25	8:12		22:36	28	0:48	



Legend:

(G) Goals in tournament	*	Does not count for Plus/minus	+/- Plus/minus net	+A Assistant Captain
+C Captain	A	Assists	AVG Average time on ice / shift	D Defender
EQ Equal strength	ET/Res	Penalty end time/Result of game	F Forward	FO% Face-offs won as percentage
FO+ Face-offs won	FO-	Face-offs lost	FO+/- Face-offs net	G Goals
GA Goals against	GDF	Goal difference	GF Goals for	GK Goalkeeper
GP Games played	L	Losses	MIP Minutes in play (GK)	No. Jersey number
OT Overtime	OTL	Overtime losses	OTW Overtime wins	P Points
PIM Penalties in minutes	Pos.	Position	PP1 Power play - 1 player	PPG Power play goals
PTS Points	R	Rank	SHF Number of shifts	SHG Shorthanded goals
SOG Shots on goal	SVS	Saves	TOT Total	TPP Time on power play
TS Total shots	W	Wins		



National Indoor Stadium
 国家体育馆
 Palais national omnisports

SUN 13 FEB 2022
 Start Time 21:10

Ice Hockey
 冰球 / Hockey sur glace

Men
 男子 / Hommes

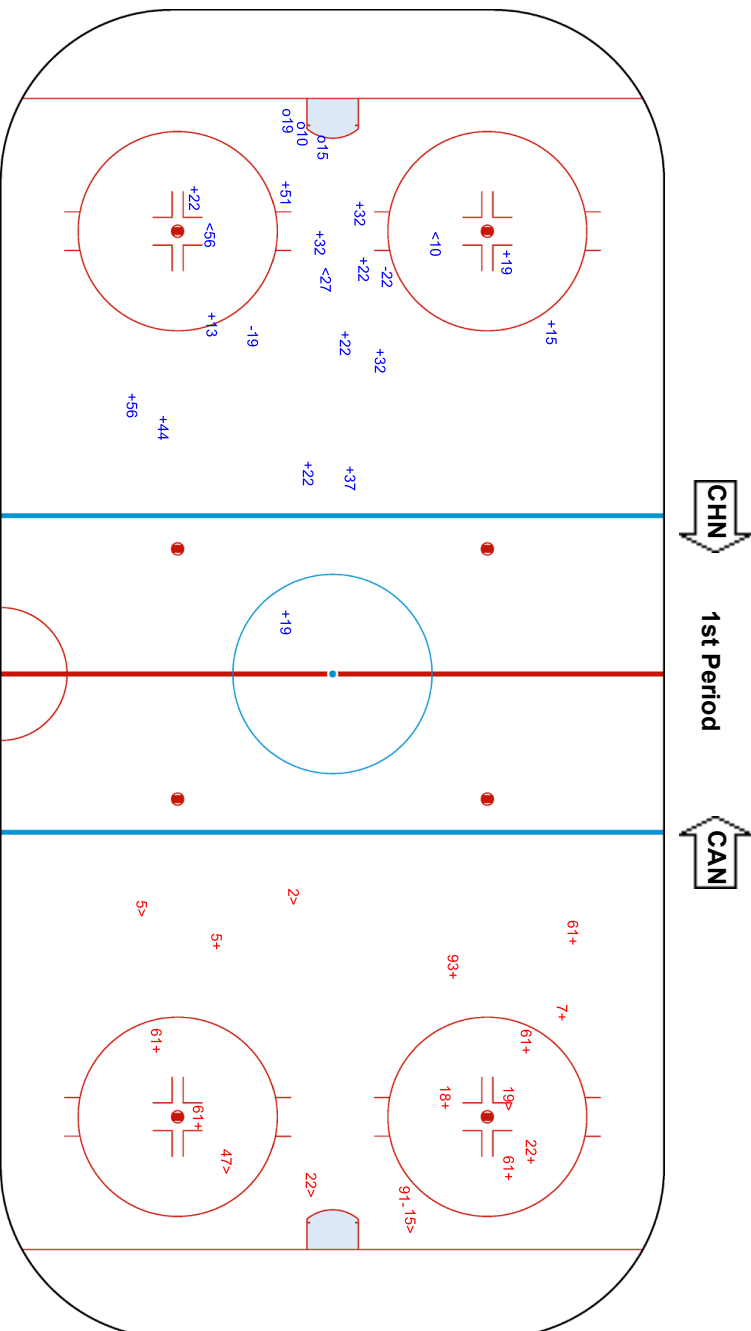
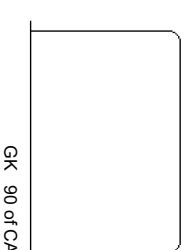
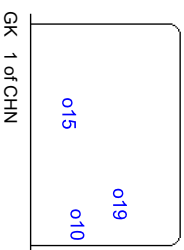
Preliminary round - Group A, Game 17
 小组赛轮次 - A组, 比赛 17 / Tour préliminaire - Groupe A, Match 17



Shot Chart
 射门表 / Analyse des tirs
CHN - CAN

Shots by CAN
 Goals (G): 3
 SSP (-): 3

Shots by CHN
 Goals (G): 0
 SSP (-): 6





National Indoor Stadium
 国家体育馆
 Palais national omnisports

SUN 13 FEB 2022
 Start Time 21:10

Ice Hockey
 冰球 / Hockey sur glace

Men
 男子 / Hommes

Preliminary round - Group A, Game 17
 小组赛轮次 - A组, 比赛 17 / Tour préliminaire - Groupe A, Match 17



Shots by CHN
 Goals (0): 0
 SSP (-): 6

Shots by CAN
 Goals (0): 1
 SSP (-): 6

SSG (+): 10
 SPG (-): 5

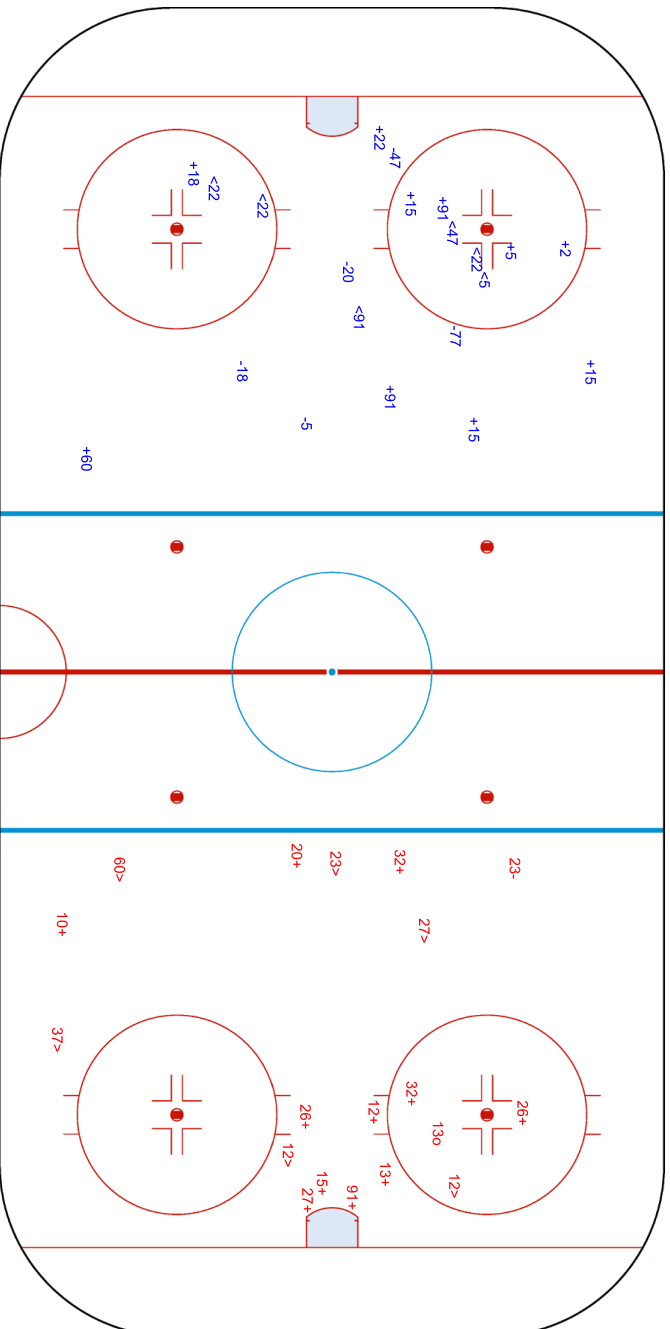
CAN

2nd Period

CHN

GK 90 of CAN

GK 1 of CHN





National Indoor Stadium
 国家体育馆
 Palais national omnisports

SUN 13 FEB 2022
 Start Time 21:10

Ice Hockey
 冰球 / Hockey sur glace

Men

男子 / Hommes

Preliminary round - Group A, Game 17

小组赛轮次 - A组, 比赛 17 / Tour préliminaire - Groupe A, Match 17



Shots by CAN
 Goals (0): 1
 SSP (-): 2

Shots by CHN
 Goals (0): 0
 SSP (-): 3

SSG (+): 13
 SPG (-): 1

CHN

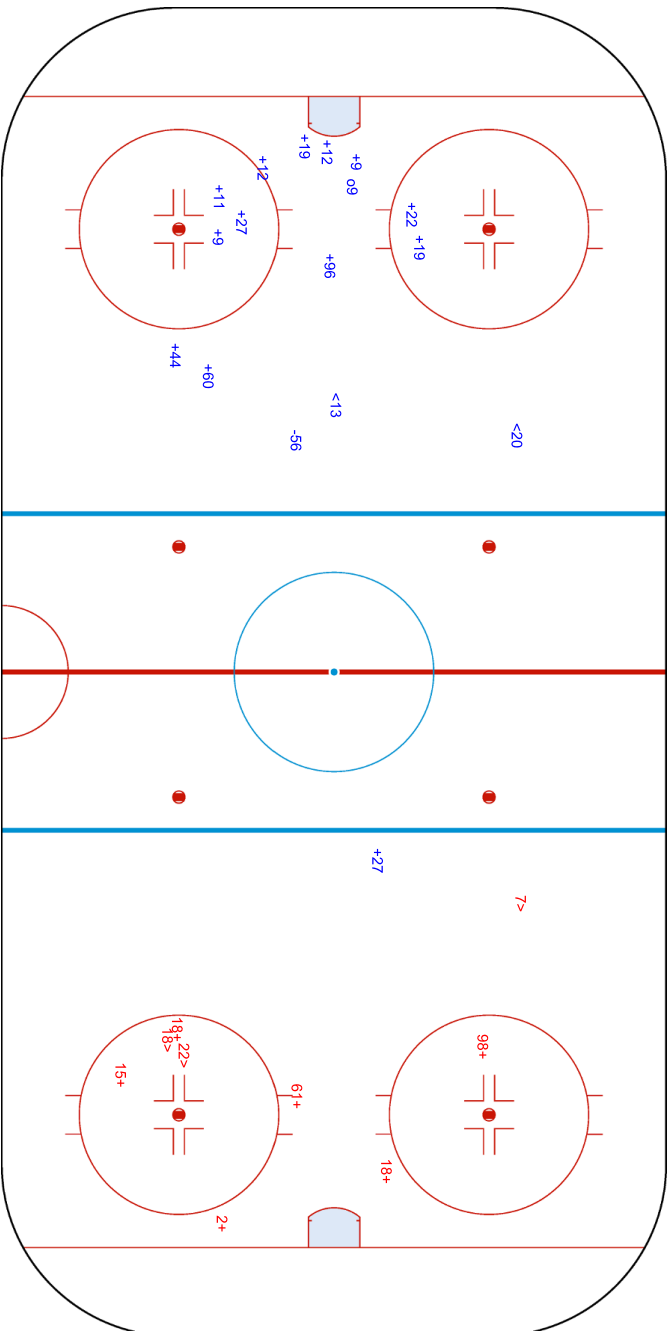
3rd Period

CAN

SSG (+): 6
 SPG (-): 0

GK 1 of CHN
 09

GK 90 of CAN



Legend:	Goalkeeper	SPG	Shots past goal	SSG	Shots saved by goalkeeper	SSP	Shots saved by player
GK							





Face-off Chart

争球表 / Statistiques des mises en jeu

CHN - CAN

1st PERIOD

	CHN		CAN		CHN		CAN		CHN		CAN	
	Def. zone	Att. zone	Neutral zone	Neutral zone	Att. zone	Def. zone	Att. zone	Def. zone	Att. zone	Def. zone	Att. zone	
	- 91	+ 12	- 91	+ 12	- 91	+ 10	- 91	+ 19	- 91	+ 19	- 91	+ 19
	+ 20	- 27	+ 47	- 51	- 91	+ 19	- 91	+ 19	+ 20	- 27	- 61	+ 9
	- 91	+ 19	- 91	+ 15	- 91	+ 19	- 91	+ 19	+ 20	- 27	- 91	+ 51
	+ 20	- 10	+ 91	- 10	- 91	+ 19	- 91	+ 19	- 61	+ 9	- 91	+ 51
	+ 20	- 12	+ 91	- 19	- 91	+ 19	- 91	+ 19	- 61	+ 9	- 91	+ 51
	+ 91	- 19			- 91	+ 19	- 91	+ 19	- 61	+ 9	- 91	+ 51
	- 91	+ 12			- 91	+ 19	- 91	+ 19	- 61	+ 9	- 91	+ 51
	- 20	+ 12			- 91	+ 19	- 91	+ 19	- 61	+ 9	- 91	+ 51
	+ 20	- 32			- 91	+ 19	- 91	+ 19	- 61	+ 9	- 91	+ 51
Total wins / period	5 / 56%	4 / 44%	3 / 60%	2 / 40%	1 / 17%	5 / 83%	Total wins all zones		9 / 45%	11 / 55%		

2nd PERIOD

	CHN		CAN		CHN		CAN		CHN		CAN	
	Def. zone	Att. zone	Neutral zone	Neutral zone	Att. zone	Def. zone	Att. zone	Def. zone	Att. zone	Def. zone	Att. zone	
	+ 91	- 12	- 91	+ 12	+ 91	- 10	+ 91	- 10	+ 91	- 10	+ 91	- 10
	- 91	+ 12	+ 91	- 19	- 91	+ 10	- 91	+ 10	- 91	+ 10	- 91	+ 10
	+ 20	- 11			+ 47	- 12	+ 47	- 12	+ 20	- 91	+ 47	- 12
	+ 20	- 12			+ 20	- 91	+ 20	- 91	+ 20	- 91	+ 20	- 91
	- 47	+ 91										
	- 47	+ 19										
	- 20	+ 27										
	+ 20	- 19										
	+ 20	- 27										
Total wins / period	5 / 56%	4 / 44%	1 / 50%	1 / 50%	3 / 75%	1 / 25%	Total wins all zones		9 / 60%	6 / 40%		

3rd PERIOD

	CHN		CAN		CHN		CAN		CHN		CAN	
	Def. zone	Att. zone	Neutral zone	Neutral zone	Att. zone	Def. zone	Att. zone	Def. zone	Att. zone	Def. zone	Att. zone	
	- 47	+ 10	- 91	+ 12	- 91	+ 51	- 91	+ 51	- 91	+ 51	- 91	+ 51
	- 20	+ 12	- 47	+ 51	+ 20	- 27	+ 20	- 27	+ 20	- 27	+ 20	- 27
	+ 91	- 91	+ 20	- 27	- 20	+ 12	- 20	+ 12	- 20	+ 12	- 20	+ 12
	+ 91	- 91	- 47	+ 10	- 20	+ 12	- 20	+ 12	- 20	+ 12	- 20	+ 12
	- 91	+ 10										
	- 91	+ 19										
	- 91	+ 12										
	+ 20	- 12										
	- 47	+ 12										
	+ 20	- 12										
Total wins / period	4 / 40%	6 / 60%	1 / 25%	3 / 75%	1 / 25%	3 / 75%	Total wins all zones		6 / 33%	12 / 67%		

TOTAL



Total wins / game	CHN	CAN	CHN	CAN	CHN	CAN	Total wins all zones	
	Def. zone	Att. zone	Neutral zone		Att. zone	Def. zone	CHN	CAN
	14 / 50%	14 / 50%	5 / 45%	6 / 55%	5 / 36%	9 / 64%	24 / 45%	29 / 55%

HEAD TO HEAD

	CAN										Tot.	wins CHN	Dz	Nz	Az
	No.	9	10	11	12	15	19	27	32	51					
CHN	20		1 - 0	1 - 0	4 - 4		1 - 0	5 - 1	1 - 0		1 - 0	14 74%	10 77%	1 100%	3 60%
	47		0 - 2		1 - 1		0 - 1			1 - 1	0 - 1	2 25%	0 0%	1 33%	1 100%
	61	0 - 1										0 0%			0 0%
	91		2 - 3		1 - 7	0 - 1	3 - 4			0 - 2	2 - 0	8 32%	4 36%	3 43%	1 14%
	Tot.	1	8	1	18	1	9	6	1	4	4	24 45%	14 50%	5 45%	5 36%
wins CAN	1 100%	5 63%	0 0%	12 67%	1 100%	5 56%	1 17%	0 0%	3 75%	1 25%	29 55%				
Dz	1 100%	2 67%		2 67%		2 100%	0 0%		2 100%	0 0%	9 64%				
Nz		1 50%		3 100%	1 100%	0 0%	0 0%		1 50%		6 55%				
Az		2 67%	0 0%	7 58%		3 60%	1 33%	0 0%		1 33%	14 50%				

Legend:

Az Attacking zone **Dz** Defending zone **No.** Jersey number **Nz** Neutral zone **Tot.** Total face-offs played


Line-Ups

阵容 / Composition des équipes

USA - GER
Referees

31 ROMASKO Yevgeni (RUS) , 19 SIDORENKO Maxim (BLR)

Linespersons

79 OBWEGESER David (SUI) , 50 ONDRACEK Jiri (CZE)

Goalkeepers
Team: USA
No. Name

 29 COMMESSO Drew
 31 MANN Strauss

Team Line-ups
Team: USA (Blue)
No. Pos. Name

20 D	KAMPFER Steven	+A
42 D	NESS Aaron	
11 F	AGOSTINO Kenny	
21 F	O'NEILL Brian	
51 F	MIELE Andy	+C
14 D	FABER Brock	
23 D	COOPER Brian	
10 F	BENIERS Matty	
16 F	ABRUZZESE Nick	
67 F	KNIES Matt	
5 D	WARSOFSKY David	
6 D	PERBIX Nick	
26 F	FARRELL Sean	
27 F	CATES Noah	+A
39 F	MEYERS Ben	
4 D	HELLESON Drew	
12 F	HENTGES Sam	
13 F	SMITH Nathan	
19 F	BRISSON Brendan	
37 F	SHORE Nick	

Head Coach: QUINN David

NOT DRESSED:

 8 D SANDERSON Jake
 25 F McLAUGHLIN Marc
 35 GK NAGLE Pat
 89 F ABDELKADER Justin

Team: GER
No. Name

 33 aus den BIRKEN Danny
 90 BRUCKMANN Felix

Team: GER (White)
No. Pos. Name

85 D	BRANDT Marcel	
91 D	MULLER Moritz	+C
8 F	RIEDER Tobias	
22 F	PLACHTA Matthias	
72 F	KAHUN Dominik	
5 D	HOLZER Korbinian	+A
38 D	WAGNER Fabio	
15 F	LOIBL Stefan	
83 F	PFODERL Leonhard	
92 F	NOEBELS Marcel	
16 D	ABELTSHAUSER Konrad	
41 D	MULLER Jonas	
42 F	EHLIZ Yasin	
50 F	HAGER Patrick	+A
95 F	TIFFELS Frederik	
3 D	BITTNER Dominik	
21 F	KRAMMER Nicolas	
34 F	KUHNHACKL Tom	
54 F	BERGMANN Lean	

Head Coach: SODERHOLM Toni

NOT DRESSED:

 11 D NOWAK Marco
 35 GK NIEDERBERGER Mathias
 86 F PIETTA Daniel
 89 F WOLF David

Legend:

+A	Assistant Captain	+C	Captain	D	Defender	F	Forward
No.	Jersey number	Pos.	Position				



Graphical Line-ups
阵容图 / Alignments

USA - GER

Referees

31 ROMASKO Yevgeni (RUS) , 19 SIDORENKO Maxim (BLR)

Linespersons

79 OBWEGESER David (SUI) , 50 ONDRACEK Jiri (CZE)

Team: USA - United States (Blue)

Head Coach: QUINN David

S1 29 COMMESSO Drew		
31 MANN Strauss		
S3 42 NESS Aaron	S2 20 KAMPFER Steven +A	
S4 11 AGOSTINO Kenny	S6 51 MIELE Andy +C	S5 21 O'NEILL Brian
23 COOPER Brian		14 FABER Brock
67 KNIES Matt	10 BENIERS Matty	16 ABRUZZESE Nick
5 WARSOFSKY David		6 PERBIX Nick
27 CATES Noah +A	39 MEYERS Ben	26 FARRELL Sean
4 HELLESON Drew		37 SHORE Nick
19 BRISSON Brendan	13 SMITH Nathan	12 HENTGES Sam

Team: GER - Germany (White)

Head Coach: SODERHOLM Toni

S1 33 aus den BIRKEN Danny		
90 BRUCKMANN Felix		
S3 91 MULLER Moritz +C	S2 85 BRANDT Marcel	
S4 8 RIEDER Tobias	S6 72 KAHUN Dominik	S5 22 PLACHTA Matthias
38 WAGNER Fabio		5 HOLZER Korbinian +A
92 NOEBELS Marcel	15 LOIBL Stefan	83 PFODERL Leonhard
41 MULLER Jonas		16 ABELTSHAUSER Konrad
42 EHLIZ Yasin	50 HAGER Patrick +A	95 TIFFELS Frederik
3 BITTNER Dominik		
54 BERGMANN Lean	21 KRAMMER Nicolas	34 KUHNHACKL Tom

Legend:

+A Assistant Captain **+C** Captain **Sn** Starting position



Game Summary
比赛总结 / Résumé du match

REVISED
13 FEB 23:39

USA - GER 3 - 2 (1 - 1, 1 - 0, 1 - 1)

Spectators	Referees	Linespersons
708	31 ROMASKO Yevgeni (RUS) , 19 SIDORENKO Maxim (BLR)	79 OBWEGESER David (SUI) , 50 ONDRACEK Jiri (CZE)

Team Statistics

Period	Score	SVS	SOG	PIM	TPP	PPG	SHG
1	1 : 1	8 : 7	8 : 9	8 : 6	01:48 : 03:22	1 : 1	0 : 0
2	1 : 0	7 : 13	14 : 7	4 : 4	02:00 : 04:00	0 : 0	0 : 0
3	1 : 1	9 : 9	10 : 10	0 : 0	02:00 : 00:00	0 : 0	0 : 0
Total	3 : 2	24 : 29	32 : 26	12 : 10	05:48 : 07:22	1 : 1	0 : 0

1st Period

Action	Time	ET/Res	Team	Type	No.	Name	(G)	Name of Assistant(s) / Action Description
GK	00:00		GER		33	aus den BIRKEN D		- Goalkeeper in
GK	00:00		USA		29	COMMESSO D		- Goalkeeper in
Penalty	01:14	02:00	USA	2 min.	14	FABER B		- Holding an opponent
Goal	02:00	0 : 1	GER	PP1	50	HAGER P	(1)	22 PLACHTA M On Ice USA 29 20 23 27 37 * 72 KAHUN D GER 33 8 22 50 72 91
Penalty	03:14	04:26	GER	2 min.	34	KUHNHACKL T		- Holding an opponent
Penalty	03:14	05:14	GER	2 min.	54	BERGMANN L		- Slashing
Penalty	03:14	05:14	USA	2 min.	13	SMITH N		- Slashing
Goal	04:26	1 : 1	USA	PP1	20	KAMPFER S	(1)	51 MIELE A On Ice USA 29 11 20 21 39 51 * 21 O'NEILL B GER 33 3 21 22 41
Penalty	05:35	07:35	GER	2 min.	85	BRANDT M		- Holding an opponent
Penalty	06:11	08:11	USA	2 min.	11	AGOSTINO K		- High Sticking
Penalty	06:11	10:11	USA	2 min.	11	AGOSTINO K		- High Sticking

2nd Period

Action	Time	ET/Res	Team	Type	No.	Name	(G)	Name of Assistant(s) / Action Description
Goal	24:50	2 : 1	USA	EQ	67	KNIES M	(1)	16 ABRUZZESE N On Ice USA 29 10 14 16 42 67 42 NESS A GER 33 3 15 41 83 92
Penalty	24:50	26:50	GER	2 min.	-	Team penalty		- Delaying the Game / Served by: 54 BERGMANN L
Penalty	28:09	30:09	USA	2 min.	19	BRISSON B		- Tripping
Penalty	35:39	37:39	USA	2 min.	27	CATES N		- Tripping
Penalty	40:00	42:00	GER	2 min.	38	WAGNER F		- Cross-Checking

3rd Period

Action	Time	ET/Res	Team	Type	No.	Name	(G)	Name of Assistant(s) / Action Description
Goal	42:47	3 : 1	USA	EQ	13	SMITH N	(1)	On Ice USA 29 13 14 16 23 27 GER 33 5 8 22 41 72
Goal	57:31	3 : 2	GER	EQ	34	KUHNHACKL T	(1)	54 BERGMANN L On Ice USA 29 20 21 27 39 42 41 MULLER J GER 33 16 21 34 41 54
GK	58:11		GER					33 aus den BIRKEN D - Goalkeeper out
Time-out	58:27		GER					
GK	60:00		USA					29 COMMESSO D - Goalkeeper out

Goalkeeper Records

Team : USA - United States

No.	Name	SOG	SVS	MIP
29	COMMESSO Drew	26	24	60:00
31	MANN Strauss			

Team : GER - Germany

No.	Name	SOG	SVS	MIP
33	aus den BIRKEN Danny	32	29	58:11
90	BRUCKMANN Felix			

Game Statistics

Team : USA (Blue)



Legend:

(G) Goals in tournament	*	Does not count for Plus/minus	+/-	Plus/minus net	+A	Assistant Captain
+C Captain	A	Assists	AVG	Average time on ice / shift	D	Defender
EQ Equal strength	ET/Res	Penalty end time/Result of game	F	Forward	FO%	Face-offs won as percentage
FO+ Face-offs won	FO-	Face-offs lost	FO+/-	Face-offs net	G	Goals
GA Goals against	GDF	Goal difference	GF	Goals for	GK	Goalkeeper
GP Games played	L	Losses	MIP	Minutes in play (GK)	No.	Jersey number
OT Overtime	OTL	Overtime losses	OTW	Overtime wins	P	Points
PIM Penalties in minutes	Pos.	Position	PP1	Power play - 1 player	PPG	Power play goals
PTS Points	R	Rank	SHF	Number of shifts	SHG	Shorthanded goals
SOG Shots on goal	SVS	Saves	TOT	Total	TPP	Time on power play
TS Total shots	W	Wins				

REVISED

Revised to correct SOG and SVS GER 33 aus den BIRKEN during the 3rd period.



Wukesong Sports Centre
 五棵松体育中心
 Centre sportif de Wukesong
SUN 13 FEB 2022
 Start Time 21:10

Ice Hockey
 冰球 / Hockey sur glace
Men
 男子 / Hommes



Preliminary round - Group A, Game 18
 小组赛轮次 - A 组, 比赛 18 / Tour préliminaire - Groupe A, Match 18

Shot Chart
 射门表 / Analyse des tirs

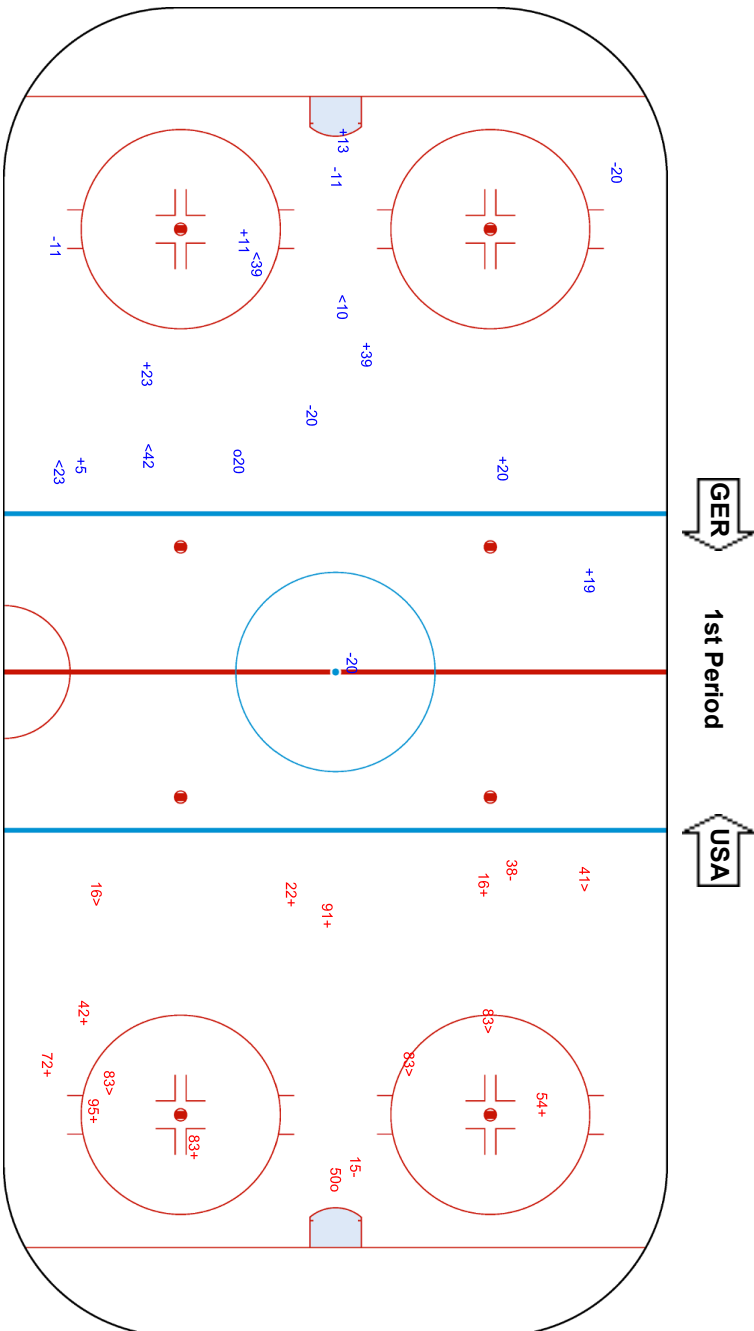
USA - GER

Shots by USA
 Goals (G): 1
 SSP (-): 4
 SSG (+): 7
 SPG (-): 5

Shots by GER
 Goals (G): 1
 SSP (-): 5
 SSG (+): 8
 SPG (-): 2

020
 GK 33 of GER

050
 GK 29 of USA





Wukesong Sports Centre
 五棵松体育中心
 Centre sportif de Wukesong

SUN 13 FEB 2022
 Start Time 21:10

Ice Hockey
 冰球 / Hockey sur glace
Men
 男子 / Hommes



Preliminary round - Group A, Game 18
 小组赛轮次 - A 组 比赛 18 / Tour préliminaire - Groupe A, Match 18

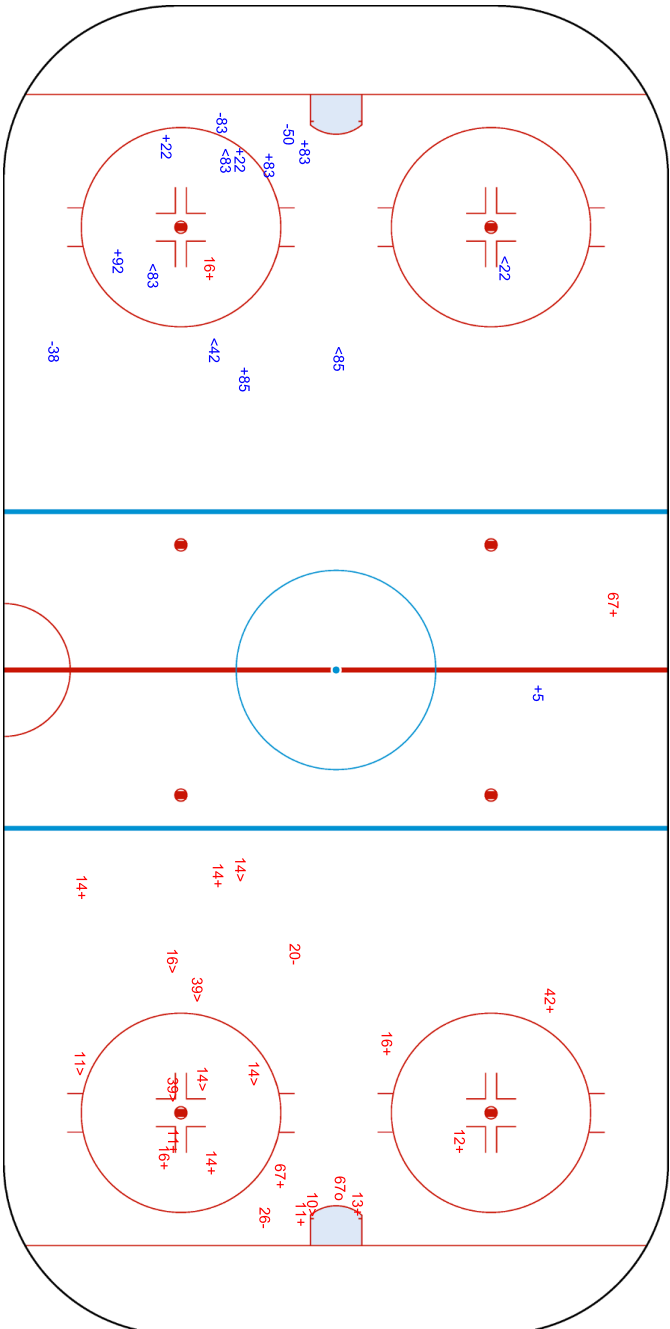
Shots by GER Goals (0): 0
 SSP (-): 5 SSG (+): 7
 SPG (-): 3

Shots by USA Goals (0): 1
 SSP (-): 8 SSG (+): 13
 SPG (-): 2

GK 29 of USA

GK 33 of GER

USA **2nd Period** **GER**



067



Wukesong Sports Centre
 五棵松体育中心
 Centre sportif de Wukesong
SUN 13 FEB 2022
 Start Time 21:10



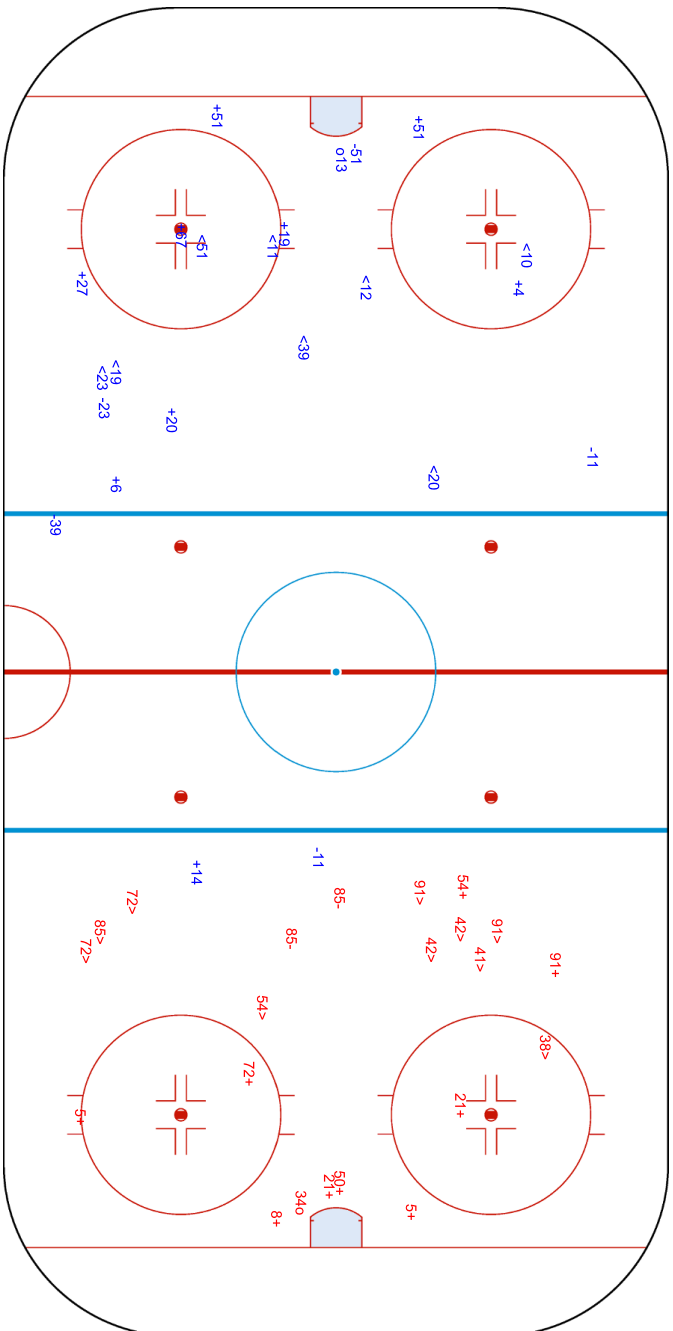
Ice Hockey
 冰球 / Hockey sur glace
Men
 男子 / Hommes
Preliminary round - Group A, Game 18
 小组赛轮次 - A组, 比赛 18 / Tour préliminaire - Groupe A, Match 18

Shots by USA
 Goals (0): 1
 SSP (-): 8
 SSG (+): 9
 SPG (-): 5

Shots by GER
 Goals (0): 1
 SSP (-): 10
 SSG (+): 9
 SPG (-): 2

GK 33 of GER

GK 29 of USA



013

034

Legend:	GK	Goalkeeper	SPG	Shots past goal	SSG	Shots saved by goalkeeper	SSP	Shots saved by player
---------	----	------------	-----	-----------------	-----	---------------------------	-----	-----------------------



Face-off Chart
争球表 / Statistiques des mises en jeu

USA - GER

1st PERIOD

	USA		GER		USA		GER		
	Def. zone	Att. zone	Neutral zone	Neutral zone	Att. zone	Def. zone	Def. zone	Att. zone	
	- 37	+ 50	- 51	+ 72	+ 39	- 50			Total wins all zones
	+ 13	- 21	+ 39	- 50	+ 39	- 50			
	- 39	+ 72	+ 10	- 15	- 39	+ 50			
	- 39	+ 15			+ 10	- 15			
	- 13	+ 72			+ 39	- 50			
	- 13	+ 15			- 13	+ 72			
	+ 39	- 50			+ 10	- 50			
	- 51	+ 21							
Total wins / period	2 / 25%	6 / 75%	2 / 67%	1 / 33%	5 / 71%	2 / 29%	9 / 50%	9 / 50%	

2nd PERIOD

	USA		GER		USA		GER		
	Def. zone	Att. zone	Neutral zone	Neutral zone	Att. zone	Def. zone	Def. zone	Att. zone	
	+ 51	- 72	- 51	+ 72	- 39	+ 72			Total wins all zones
	- 10	+ 15	+ 51	- 72	+ 39	- 50			
	+ 39	- 83	+ 39	- 50	+ 51	- 21			
	+ 51	- 21	+ 37	- 72	- 51	+ 21			
	+ 10	- 72	+ 10	- 21	+ 51	- 21			
	+ 39	- 15							
	+ 13	- 15							
	- 10	+ 83							
Total wins / period	6 / 75%	2 / 25%	4 / 80%	1 / 20%	3 / 60%	2 / 40%	13 / 72%	5 / 28%	

3rd PERIOD

	USA		GER		USA		GER		
	Def. zone	Att. zone	Neutral zone	Neutral zone	Att. zone	Def. zone	Def. zone	Att. zone	
	- 10	+ 50	- 39	+ 50	+ 51	- 50			Total wins all zones
	- 13	+ 15	+ 10	- 15	+ 51	- 50			
	+ 10	- 50	- 13	+ 15	+ 39	- 21			
	- 39	+ 50	- 10	+ 50					
	- 51	+ 83	- 51	+ 72					
Total wins / period	1 / 20%	4 / 80%	1 / 20%	4 / 80%	3 / 100%	0 / 0%	5 / 38%	8 / 62%	

TOTAL

	USA		GER		USA		GER		
	Def. zone	Att. zone	Neutral zone	Neutral zone	Att. zone	Def. zone	Def. zone	Att. zone	
Total wins / game	9 / 43%	12 / 57%	7 / 54%	6 / 46%	11 / 73%	4 / 27%	27 / 55%	22 / 45%	



HEAD TO HEAD

		GER									
No.	15	21	50	72	83	Tot.	wins USA	Dz	Nz	Az	
USA	10	3 - 1	1 - 0	2 - 2	1 - 0	0 - 1	11	7 64%	2 40%	3 75%	2 100%
	13	1 - 3	1 - 0		0 - 2		7	2 29%	2 40%	0 0%	0 0%
	37			0 - 1	1 - 0		2	1 50%	0 0%	1 100%	
	39	1 - 1	1 - 0	7 - 3	0 - 2	1 - 0	16	10 63%	3 50%	2 67%	5 71%
	51		3 - 2	2 - 0	2 - 3	0 - 1	13	7 54%	2 50%	1 25%	4 80%
Tot.	10	8	17	11	3	49	27 55%	9 43%	7 54%	11 73%	
wins GER	5 50%	2 25%	6 35%	7 64%	2 67%	22 45%					
Dz	0 0%	1 25%	1 13%	2 100%		4 27%					
Nz	1 33%	0 0%	2 50%	3 60%		6 46%					
Az	4 67%	1 33%	3 60%	2 50%	2 67%	12 57%					

Legend:

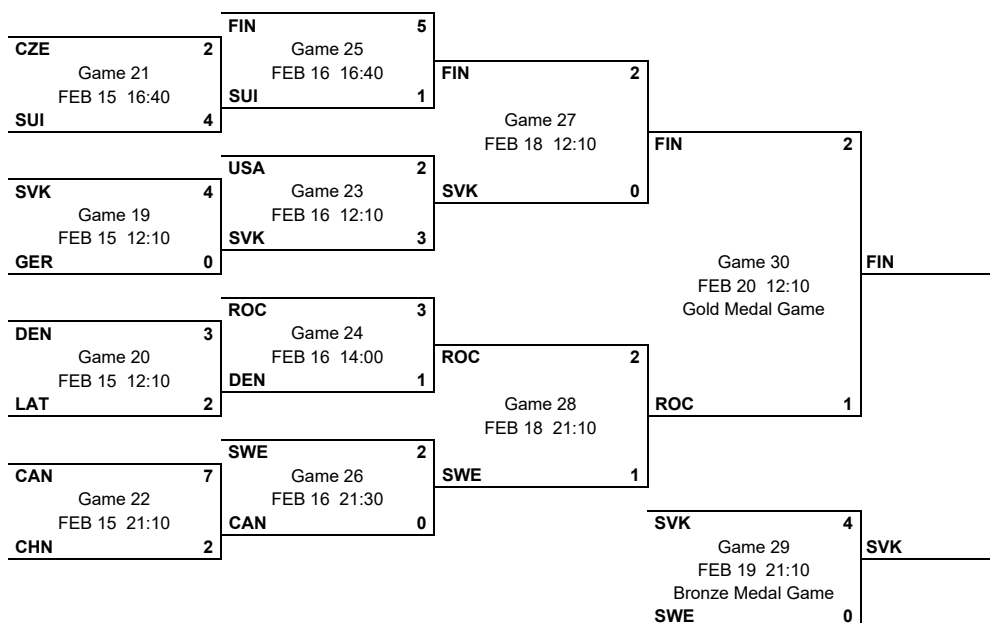
Az Attacking zone **Dz** Defending zone **No.** Jersey number **Nz** Neutral zone **Tot.** Total face-offs played



Tournament Progress
赛事进程 / Évolution du tournoi
As of SUN 20 FEB 2022

Game Round	Date	Time	Teams	Results	1	2	3	OT	PSS	Venue
19 QP	TUE 15 FEB	12:10	SVK - GER	4 - 0	1 - 0	2 - 0	1 - 0			National Indoor Stadium
20 QP	TUE 15 FEB	12:10	DEN - LAT	3 - 2	1 - 1	1 - 1	1 - 0			Wukesong Sports Centre
21 QP	TUE 15 FEB	16:40	CZE - SUI	2 - 4	1 - 2	0 - 1	1 - 1			National Indoor Stadium
22 QP	TUE 15 FEB	21:10	CAN - CHN	7 - 2	2 - 1	3 - 1	2 - 0			National Indoor Stadium
23 QF	WED 16 FEB	12:10	USA - SVK	2 - 3	1 - 1	1 - 0	0 - 1	0 - 0	0 - 1	National Indoor Stadium
24 QF	WED 16 FEB	14:00	ROC - DEN	3 - 1	1 - 0	1 - 1	1 - 0			Wukesong Sports Centre
25 QF	WED 16 FEB	16:40	FIN - SUI	5 - 1	2 - 0	1 - 1	2 - 0			National Indoor Stadium
26 QF	WED 16 FEB	21:30	SWE - CAN	2 - 0	0 - 0	0 - 0	2 - 0			National Indoor Stadium
27 SF	FRI 18 FEB	12:10	FIN - SVK	2 - 0	1 - 0	0 - 0	1 - 0			National Indoor Stadium
28 SF	FRI 18 FEB	21:10	ROC - SWE	2 - 1	0 - 0	1 - 0	0 - 1	0 - 0	1 - 0	National Indoor Stadium
29 BMG	SAT 19 FEB	21:10	SWE - SVK	0 - 4	0 - 0	0 - 2	0 - 2			National Indoor Stadium
30 GMG	SUN 20 FEB	12:10	FIN - ROC	2 - 1	0 - 1	1 - 0	1 - 0			National Indoor Stadium

Qualification Play-off	Quarterfinals	Semifinals	Finals
------------------------	---------------	------------	--------



Final Ranking

- Gold Finland**
- Silver ROC**
- Bronze Slovakia**
- 4 Sweden**
- 5 United States**
- 6 Canada**
- 7 Denmark**
- 8 Switzerland**
- 9 Czech Republic**
- 10 Germany**
- 11 Latvia**
- 12 China**

Legend:					
1	1st period	2	2nd period	3	3rd period
GMG	Gold Medal Game	OT	Overtime	PSS	Penalty-Shot Shootout
QP	Qualification Play-off	SF	Semifinals	BMG	Bronze Medal Game
				QF	Quarterfinals



Line-Ups

阵容 / Composition des équipes

REVISED
15 FEB 12:42

SVK - GER

Referees

20 BJORK Tobias (SWE) , 18 NORD Mikael (SWE)

Linespersons

75 LAZAREV Gleb (RUS) , 66 NIKULAINEN Lauri (FIN)

Goalkeepers

Team: SVK

No. Name

24 RYBAR Patrik
42 KONRAD Branislav

Team: GER

No. Name

33 aus den BIRKEN Danny
35 NIEDERBERGER Mathias

Team Line-ups

Team: SVK (Blue)

No. Pos. Name

14 D CERESNAK Peter +A
65 D CAJKOVSKY Michal
27 F HRIVIK Marek +C
34 F CEHLARIK Peter +A
49 F TAKAC Samuel

44 D ROSANDIC Mislav
52 D MARINCIN Martin
13 F JURCO Tomas
79 F HUDACEK Libor
88 F POSPISIL Kristian

22 D KNAZKO Samuel
28 D GERNAT Martin
12 F KELEMEN Milos
19 F KRISTOF Michal
25 F ZUZIN Peter

5 D NEMEC Simon
20 F SLAFKOVSKY Juraj
40 F ROMAN Milos
56 F DANO Marko
87 F REGENDA Pavol

Head Coach: RAMSAY Craig

NOT DRESSED:

30 GK TOMEK Matej
71 D DALOGA Marek
89 F HOLESINSKY Adrian

Team: GER (White)

No. Pos. Name

85 D BRANDT Marcel
91 D MULLER Moritz +C
8 F RIEDER Tobias
22 F PLACHTA Matthias
72 F KAHUN Dominik

5 D HOLZER Korbinian +A
38 D WAGNER Fabio
15 F LOIBL Stefan
83 F PFODERL Leonhard
92 F NOEBELS Marcel

11 D NOWAK Marco
41 D MULLER Jonas
42 F EHLIZ Yasin
50 F HAGER Patrick +A
95 F TIFFELS Frederik

3 D BITTNER Dominik
16 D ABELTSHAUSER Konrad
21 F KRAMMER Nicolas
34 F KUHNHACKL Tom
89 F WOLF David

Head Coach: SODERHOLM Toni

NOT DRESSED:

54 F BERGMANN Lean
86 F PIETTA Daniel
90 GK BRUCKMANN Felix

Legend:

+A Assistant Captain **+C** Captain **D** Defender **F** Forward
No. Jersey number **Pos.** Position

REVISED

Revised to correct the competition phase and add translation to header



Graphical Line-ups
阵容图 / Alignments

REVISED
15 FEB 12:43

SVK - GER

Referees

20 BJORK Tobias (SWE) , 18 NORD Mikael (SWE)

Linespersons

75 LAZAREV Gleb (RUS) , 66 NIKULAINEN Lauri (FIN)

Team: SVK - Slovakia (Blue)

Head Coach: RAMSAY Craig

S1 24 RYBAR Patrik		
42 KONRAD Branislav		
S3 65 CAJKOVSKY Michal	S2 14 CERESNAK Peter +A	
S5 34 CEHLARIK Peter +A	S4 27 HRIVIK Marek +C	S6 49 TAKAC Samuel
52 MARINCIN Martin		44 ROSANDIC Mislav
88 POSPISIL Kristian	79 HUDACEK Libor	13 JURCO Tomas
22 KNAZKO Samuel		28 GERNAT Martin
12 KELEMEN Milos	19 KRISTOF Michal	25 ZUZIN Peter
5 NEMEC Simon		56 DANO Marko
20 SLAFKOVSKY Juraj	40 ROMAN Milos	87 REGENDA Pavol

Team: GER - Germany (White)

Head Coach: SODERHOLM Toni

S1 35 NIEDERBERGER Mathias		
33 aus den BIRKEN Danny		
S3 91 MULLER Moritz +C	S2 85 BRANDT Marcel	
S4 8 RIEDER Tobias	S6 72 KAHUN Dominik	S5 22 PLACHTA Matthias
38 WAGNER Fabio		5 HOLZER Korbinian +A
92 NOEBELS Marcel	15 LOIBL Stefan	83 PFODERL Leonhard
41 MULLER Jonas		11 NOWAK Marco
42 EHLIZ Yasin	50 HAGER Patrick +A	95 TIFFELS Frederik
16 ABELTSHAUSER Konrad		3 BITTNER Dominik
89 WOLF David	21 KRAMMER Nicolas	34 KUHNHACKL Tom

Legend:

+A Assistant Captain **+C** Captain **Sn** Starting position

REVISED

Revised to correct the competition phase and add translation to header



Game Summary

比赛总结 / Résumé du match

SVK - GER 4 - 0 (1 - 0, 2 - 0, 1 - 0)

Spectators	Referees	Linespersons
926	20 BJORK Tobias (SWE), 18 NORD Mikael (SWE)	75 LAZAREV Gleb (RUS), 66 NIKULAINEN Lauri (FIN)

Team Statistics

Period	Score	SVS	SOG	PIM	TPP	PPG	SHG
1	1 : 0	5 : 8	9 : 5	0 : 2	02:00 : 00:00	0 : 0	0 : 0
2	2 : 0	5 : 12	14 : 5	2 : 4	02:18 : 00:18	0 : 0	0 : 0
3	1 : 0	11 : 10	11 : 11	6 : 27	02:00 : 04:00	0 : 0	0 : 0
Total	4 : 0	21 : 30	34 : 21	8 : 33	06:18 : 04:18	0 : 0	0 : 0

1st Period

Action	Time	ET/Res	Team	Type	No.	Name	(G)	Name of Assistant(s) / Action Description
GK	00:00		GER		35	NIEDERBERGER M		- Goalkeeper in
GK	00:00		SVK		24	RYBAR P		- Goalkeeper in
Goal	11:05	1 : 0	SVK	EQ	79	HUDACEK L	(1)	88 POSPISIL K On Ice SVK 24 13 22 28 79 88 28 GERNAT M GER 35 11 15 41 83 92
Penalty	15:51	17:51	GER	2 min.	89	WOLF D		- Tripping

2nd Period

Action	Time	ET/Res	Team	Type	No.	Name	(G)	Name of Assistant(s) / Action Description
Penalty	21:07	23:07	GER	2 min.	-	Team penalty		- Too Many Players / Served by: 95 TIFFELS F
Penalty	26:24	28:24	SVK	2 min.	44	ROSANDIC M		- High Sticking
Penalty	26:42	28:42	GER	2 min.	22	PLACHTA M		- Tripping
Goal	27:01	2 : 0	SVK	EQ	34	CEHLARIK P	(2)	28 GERNAT M On Ice SVK 24 22 27 28 34 27 HRIVIK M GER 35 5 8 38 72
Goal	28:45	3 : 0	SVK	EQ	19	KRISTOF M	(1)	22 KNAZKO S On Ice SVK 24 14 19 22 27 49 14 CERESNAK P GER 35 22 50 85 91 95

3rd Period

Action	Time	ET/Res	Team	Type	No.	Name	(G)	Name of Assistant(s) / Action Description
Penalty	45:02	47:02	SVK	2 min.	28	GERNAT M		- Slashing
Penalty	50:21	52:21	SVK	2 min.	12	KELEMEN M		- Cross-Checking
Penalty	53:59	55:59	GER	2 min.	3	BITTNER D		- Charging
GK	56:26		GER					35 NIEDERBERGER M - Goalkeeper out
Time-out	57:00		GER					
Goal	57:56	4 : 0	SVK	EQ ENG	27	HRIVIK M	(1)	34 CEHLARIK P On Ice SVK 24 14 27 34 49 52 49 TAKAC S GER 22 50 72 83 85 92
GK	57:56		GER		35	NIEDERBERGER M		- Goalkeeper in
Penalty	58:34	60:00	SVK	2 min.	79	HUDACEK L		- Roughing
Penalty	58:34	60:00	GER	5 min.	89	WOLF D		- Fighting / Served by: 15 LOIBL S
Penalty	58:34	60:00	GER	20 min.	89	WOLF D		- Game Misconduct Penalty
GK	60:00		SVK					24 RYBAR P - Goalkeeper out
GK	60:00		GER					35 NIEDERBERGER M - Goalkeeper out

Goalkeeper Records

Team : SVK - Slovakia

No.	Name	SOG	SVS	MIP
24	RYBAR Patrik	21	21	60:00
42	KONRAD Branislav			

Team : GER - Germany

No.	Name	SOG	SVS	MIP
35	NIEDERBERGER Mathias	33	30	58:30
33	aus den BIRKEN Danny			

Game Statistics

Team : SVK (Blue)



Head Coach : RAMSAY Craig											Shots on Goal				Time on Ice								
No.	Pos.	Name	G	A	P	PIM	FO+	FO-	FO+/-	FO%	1	2	3	OT	TS	+/-	1	2	3	OT	TOT	SHF	AVG
14	D	CERESNAK Peter +A	0	1	1	0	0	0	0	0.00	0	2	1		3	+2	7:31	5:39	7:47		20:57	31	0:40
27	F	HRIVIK Marek +C	1	1	2	0	10	11	-1	47.62	0	1	2		3	+3	6:27	5:27	7:16		19:10	24	0:47
34	F	CEHLARIK Peter +A	1	1	2	0	0	0	0	0.00	2	1	2		5	+2	6:43	5:52	6:56		19:31	24	0:48
49	F	TAKAC Samuel	0	1	1	0	0	0	0	0.00	0	0	2		2	+2	6:29	5:04	6:15		17:48	23	0:46
65	D	CAJKOVSKY Michal	0	0	0	0	0	0	0	0.00	0	2	2		4	0	6:31	5:07	5:04		16:42	29	0:34
13	F	JURCO Tomas	0	0	0	0	0	0	0	0.00	0	0	0		0	+1	5:11	6:37	3:58		15:46	19	0:49
44	D	ROSANDIC Mislav	0	0	0	2	0	0	0	0.00	1	1	0		2	0	7:16	6:54	6:03		20:13	27	0:44
52	D	MARINCIN Martin	0	0	0	0	0	0	0	0.00	0	0	1		1	+1	6:41	7:21	7:13		21:15	29	0:43
79	F	HUDACEK Libor	1	0	1	2	5	4	1	55.56	2	2	0		4	+1	5:04	7:46	4:11		17:01	20	0:51
88	F	POSPISIL Kristian	0	1	1	0	1	3	-2	25.00	1	0	0		1	+1	3:37	4:46	2:58		11:21	17	0:40
12	F	KELEMEN Milos	0	0	0	2	0	0	0	0.00	0	1	0		1	0	3:47	2:57	3:09		9:53	16	0:37
19	F	KRISTOF Michal	1	0	1	0	5	6	-1	45.45	0	1	0		1	+1	4:29	3:06	4:03		11:38	18	0:38
22	D	KNAZKO Samuel	0	1	1	0	0	0	0	0.00	0	0	0		0	+3	4:50	5:42	5:04		15:36	27	0:34
25	F	ZUZIN Peter	0	0	0	0	0	0	0	0.00	2	1	0		3	0	4:59	3:07	4:38		12:44	18	0:42
28	D	GERNAT Martin	0	2	2	2	0	0	0	0.00	0	1	0		1	+2	5:12	6:56	6:11		18:19	29	0:37
5	D	NEMEC Simon	0	0	0	0	0	0	0	0.00	0	0	0		0	0	0:00	0:00	0:00		0:00	0	0:00
20	F	SLAFKOVSKY Juraj	0	0	0	0	0	0	0	0.00	1	1	0		2	0	6:10	4:43	4:23		15:16	15	1:01
40	F	ROMAN Milos	0	0	0	0	8	6	2	57.14	0	0	0		0	0	3:54	4:49	5:17		14:00	18	0:46
56	F	DANO Marko	0	0	0	0	0	0	0	0.00	0	0	0		0	0	0:00	0:00	0:00		0:00	0	0:00
87	F	REGENDA Pavol	0	0	0	0	0	0	0	0.00	0	0	1		1	0	4:20	5:29	5:14		15:03	21	0:43
24	GK	RYBAR Patrik	0	0	0	0	0	0	0	0.00	0	0	0		0								
42	GK	KONRAD Branislav	0	0	0	0	0	0	0	0.00	0	0	0		0								
Total			4	8	12	8	29	30	-1	49.15	9	14	11		34								

Team : GER (White)

Head Coach : SODERHOLM Toni											Shots on Goal				Time on Ice								
No.	Pos.	Name	G	A	P	PIM	FO+	FO-	FO+/-	FO%	1	2	3	OT	TS	+/-	1	2	3	OT	TOT	SHF	AVG
8	F	RIEDER Tobias	0	0	0	0	0	0	0	0.00	0	2	0		2	-1	3:59	5:02	6:27		15:28	20	0:46
22	F	PLACHTA Matthias	0	0	0	2	0	0	0	0.00	0	0	4		4	-2	4:31	5:14	7:42		17:27	21	0:49
72	F	KAHUN Dominik	0	0	0	0	16	5	11	76.19	0	0	2		2	-2	4:25	5:40	7:23		17:28	22	0:47
85	D	BRANDT Marcel	0	0	0	0	0	0	0	0.00	1	0	0		1	-2	4:41	3:51	5:33		14:05	20	0:42
91	D	MULLER Moritz +C	0	0	0	0	0	0	0	0.00	0	0	2		2	-1	5:56	4:56	6:11		17:03	24	0:42
5	D	HOLZER Korbinian +A	0	0	0	0	0	0	0	0.00	0	0	1		1	-1	5:31	7:02	7:25		19:58	23	0:52
15	F	LOIBL Stefan	0	0	0	0	5	5	0	50.00	0	0	0		0	-1	4:53	4:15	2:52		12:00	15	0:48
38	D	WAGNER Fabio	0	0	0	0	0	0	0	0.00	0	0	0		0	-1	6:31	5:51	3:50		16:12	19	0:51
83	F	PFODERL Leonhard	0	0	0	0	2	0	2	100.00	0	1	1		2	-2	5:08	4:15	5:54		15:17	21	0:43
92	F	NOEBELS Marcel	0	0	0	0	0	0	0	0.00	0	0	0		0	-2	5:22	4:36	6:21		16:19	20	0:48
11	D	NOWAK Marco	0	0	0	0	0	0	0	0.00	0	0	0		0	-1	3:55	5:24	1:42		11:01	17	0:38
41	D	MULLER Jonas	0	0	0	0	0	0	0	0.00	0	0	0		0	-1	4:56	4:37	1:31		11:04	15	0:44
42	F	EHLIZ Yasin	0	0	0	0	0	0	0	0.00	0	0	0		0	0	5:01	4:38	4:42		14:21	19	0:45
50	F	HAGER Patrick +A	0	0	0	0	4	9	-5	30.77	0	0	0		0	-2	4:55	7:04	6:11		18:10	21	0:51
95	F	TIFFELS Frederik	0	0	0	0	0	0	0	0.00	0	0	0		0	-1	4:09	5:35	2:44		12:28	15	0:49
3	D	BITTNER Dominik	0	0	0	2	0	0	0	0.00	0	1	0		1	0	3:39	3:41	2:49		10:09	17	0:35
16	D	ABELTSHAUSER Konrad	0	0	0	0	0	0	0	0.00	0	0	0		0	0	4:47	4:13	6:21		15:21	23	0:40
21	F	KRAMMER Nicolas	0	0	0	0	1	10	-9	9.09	2	0	0		2	0	5:58	3:31	4:46		14:15	21	0:40
34	F	KUHNHACKL Tom	0	0	0	0	2	0	2	100.00	1	0	1		2	0	5:14	3:31	4:33		13:18	19	0:42
89	F	WOLF David	0	0	0	27	0	0	0	0.00	1	1	0		2	0	4:09	2:40	3:03		9:52	16	0:37
33	GK	aus den BIRKEN Danny	0	0	0	0	0	0	0	0.00	0	0	0		0								
35	GK	NIEDERBERGER Mathias	0	0	0	0	0	0	0	0.00	0	0	0		0								
Total			0	0	0	31	30	29	1	50.85	5	5	11		21								



National Indoor Stadium

国家体育馆
Palais national omnisports

TUE 15 FEB 2022

Start Time 12:10
End Time 14:27

Ice Hockey

冰球 / Hockey sur glace

Men

男子 / Hommes

Qualification Play-off, Game 19

晋级资格赛, 比赛 19 / Phase finale, qualifications, Match 19



Legend:

(G) Goals in tournament	+/- Plus/minus net	+A Assistant Captain	+C Captain
A Assists	AVG Average time on ice / shift	D Defender	ENG Empty net goal
EQ Equal strength	ET/Res Penalty end time/Result of game	F Forward	FO% Face-offs won as percentage
FO+ Face-offs won	FO- Face-offs lost	FO+/- Face-offs net	G Goals
GK Goalkeeper	MIP Minutes in play (GK)	No. Jersey number	OT Overtime
P Points	PIM Penalties in minutes	Pos. Position	PPG Power play goals
SHF Number of shifts	SHG Shorthanded goals	SOG Shots on goal	SVS Saves
TOT Total	TPP Time on power play	TS Total shots	





National Indoor Stadium
 国家体育馆
 Palais national omnisports
TUE 15 FEB 2022
 Start Time 12:10

Ice Hockey
 冰球 / Hockey sur glace
Men
 男子 / Hommes

Qualification Play-off, Game 19
 晋级资格赛, 比赛 19 / Phase finale, qualifications, Match 19

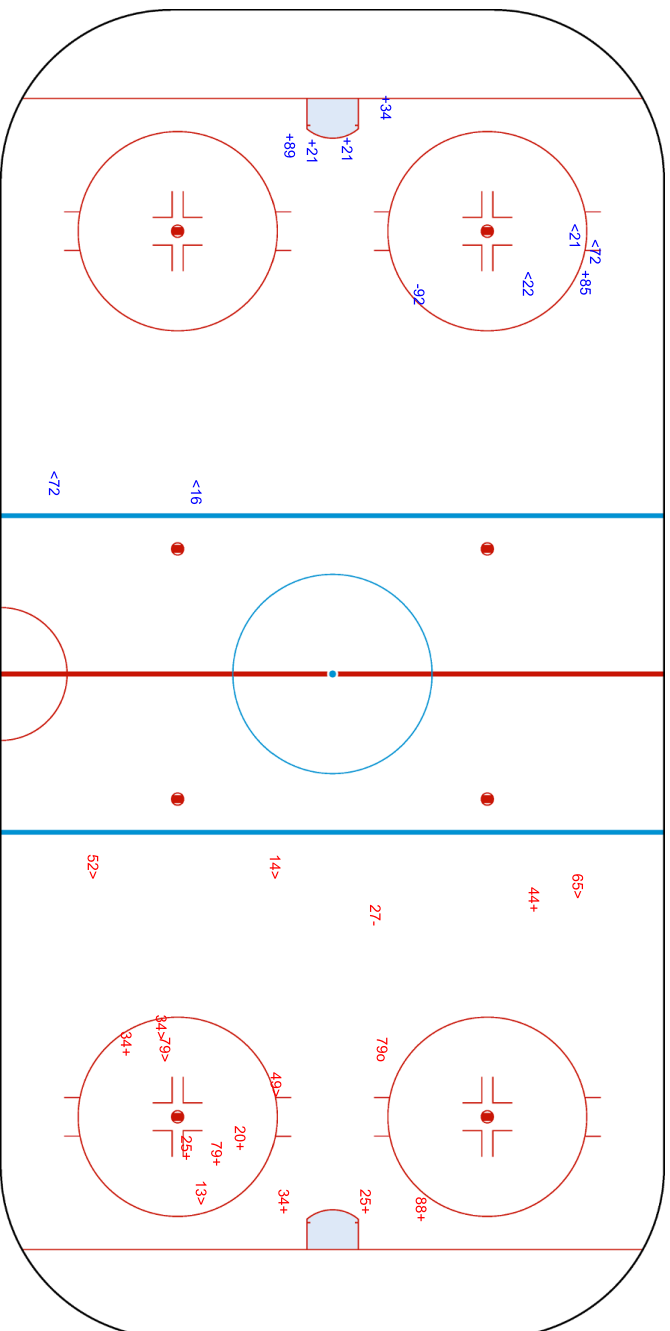


Shot Chart
 射门表 / Analyse des tirs

SVK - GER



1st Period



Shots by GER
 Goals (0): 0
 SSP (-): 5

SSG (+): 5
 SPG (-): 1


GK 24 of SVK



Shots by SVK
 Goals (0): 1
 SSP (-): 7

SSG (+): 8
 SPG (-): 1

GK 35 of GER





National Indoor Stadium
 国家体育馆
 Palais national omnisports

TUE 15 FEB 2022
 Start Time 12:10

Ice Hockey
 冰球 / Hockey sur glace
Men
 男子 / Hommes

Qualification Play-off, Game 19
 晋级资格赛, 比赛 19 / Phase finale, qualifications, Match 19



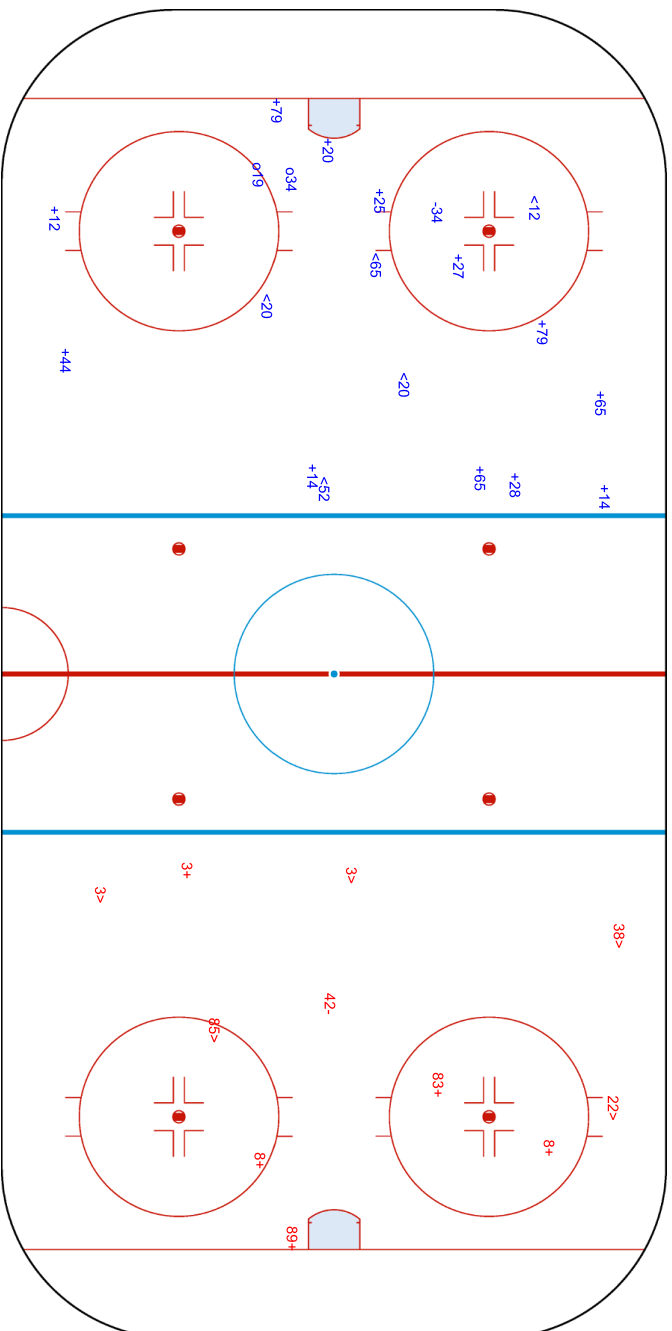
Shots by SVK
 Goals (0): 2
 SSP (-): 5
 SPG (-): 1

Shots by GER
 Goals (0): 0
 SSP (-): 5
 SPG (-): 1

019
 034
 GK 35 of GER

GK 24 of SVK

GER **2nd Period** **SVK**





National Indoor Stadium
 国家体育馆
 Palais national omnisports

TUE 15 FEB 2022
 Start Time 12:10

Ice Hockey
 冰球 / Hockey sur glace

Men
 男子 / Hommes

Qualification Play-off, Game 19
 晋级资格赛, 比赛 19 / Phase finale, qualifications, Match 19



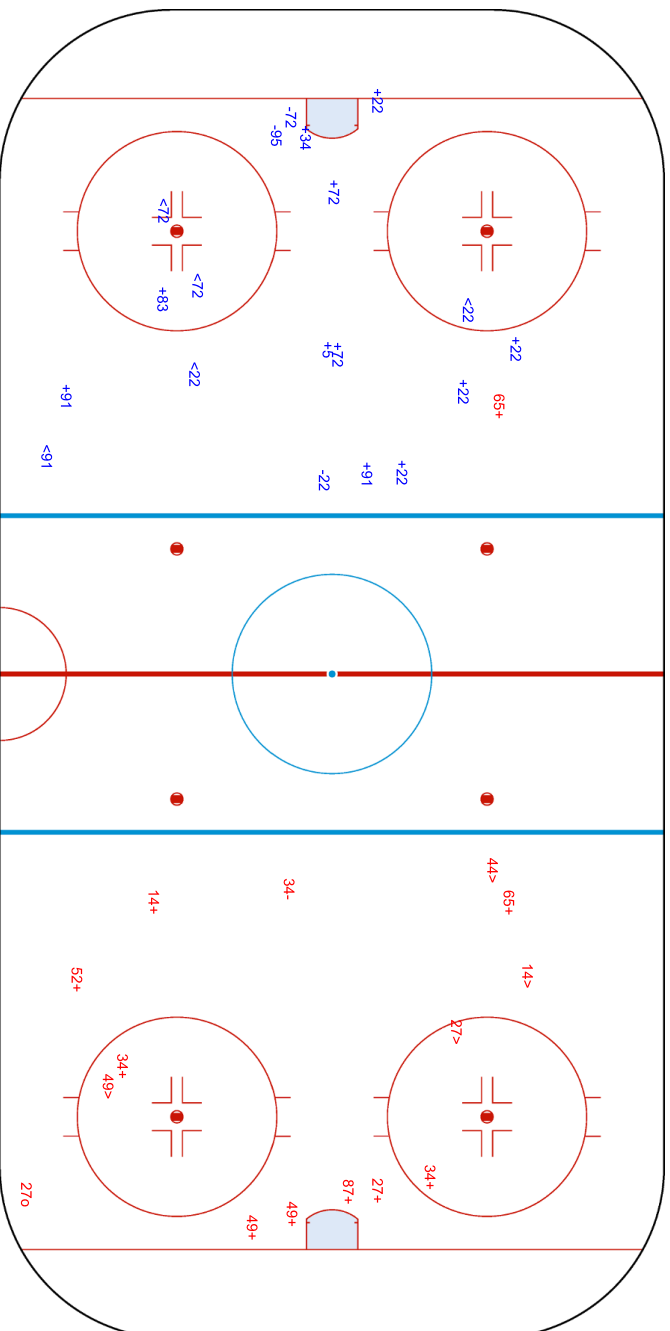
Shots by GER
 Goals (0): 0
 SSP (-): 5
 SSG (+): 11
 SPG (-): 3

SVK **3rd Period** **GER**

Shots by SVK
 Goals (0): 1
 SSP (-): 4
 SSG (+): 10
 SPG (-): 1

GK 24 of SVK

GK 35 of GER



GK 027
 ENG

Legend:	ENG	GK	SPG	SSG	SSP
	Empty net goal	Goalkeeper	Shots past goal	Shots saved by goalkeeper	Shots saved by player



Face-off Chart

争球表 / Statistiques des mises en jeu

SVK - GER

1st PERIOD

	SVK		GER		SVK		GER		Total wins all zones				
	Def. zone	Att. zone	Neutral zone	Neutral zone	Att. zone	Def. zone	Def. zone	Att. zone					
	+ 19	- 21	- 27	+ 72	- 79	+ 15			<table border="1"> <tr> <th>SVK</th> <th>GER</th> </tr> <tr> <td>10 / 59%</td> <td>7 / 41%</td> </tr> </table>	SVK	GER	10 / 59%	7 / 41%
SVK	GER												
10 / 59%	7 / 41%												
	+ 40	- 21	+ 40	- 21	- 88	+ 15							
	+ 27	- 15	+ 27	- 15	- 27	+ 72							
	- 27	+ 72	+ 19	- 50	- 27	+ 72							
	+ 40	- 21	+ 40	- 21	+ 27	- 50							
Total wins / period	4 / 80%	1 / 20%	4 / 80%	1 / 20%	2 / 29%	5 / 71%							

2nd PERIOD

	SVK		GER		SVK		GER		Total wins all zones				
	Def. zone	Att. zone	Neutral zone	Neutral zone	Att. zone	Def. zone	Def. zone	Att. zone					
	+ 40	- 72	- 27	+ 72	+ 19	- 50			<table border="1"> <tr> <th>SVK</th> <th>GER</th> </tr> <tr> <td>6 / 32%</td> <td>13 / 68%</td> </tr> </table>	SVK	GER	6 / 32%	13 / 68%
SVK	GER												
6 / 32%	13 / 68%												
	- 40	+ 34	- 79	+ 83	- 40	+ 72							
	- 19	+ 72	- 40	+ 21	+ 88	- 15							
	+ 40	- 50	+ 79	- 15	- 27	+ 50							
	- 27	+ 72			- 27	+ 72							
	- 19	+ 15			- 88	+ 50							
Total wins / period	2 / 33%	4 / 67%	1 / 25%	3 / 75%	3 / 33%	6 / 67%							

3rd PERIOD

	SVK		GER		SVK		GER		Total wins all zones				
	Def. zone	Att. zone	Neutral zone	Neutral zone	Att. zone	Def. zone	Def. zone	Att. zone					
	- 79	+ 34	- 27	+ 72	+ 19	- 15			<table border="1"> <tr> <th>SVK</th> <th>GER</th> </tr> <tr> <td>13 / 57%</td> <td>10 / 43%</td> </tr> </table>	SVK	GER	13 / 57%	10 / 43%
SVK	GER												
13 / 57%	10 / 43%												
	- 27	+ 72	- 19	+ 15	+ 40	- 50							
	+ 27	- 72	- 19	+ 72	+ 27	- 50							
	- 27	+ 72	- 40	+ 15	+ 19	- 72							
	- 19	+ 83	+ 27	- 72	+ 79	- 21							
	- 40	+ 72	+ 79	- 21	+ 27	- 50							
	- 40	+ 72	+ 79	- 21	+ 79	- 50							
	+ 27	- 72			+ 27	- 21							
Total wins / period	2 / 25%	6 / 75%	3 / 43%	4 / 57%	8 / 100%	0 / 0%							

TOTAL

	SVK		GER		SVK		GER		Total wins all zones				
	Def. zone	Att. zone	Neutral zone	Neutral zone	Att. zone	Def. zone	Def. zone	Att. zone					
Total wins / game	8 / 42%	11 / 58%	8 / 50%	8 / 50%	13 / 54%	11 / 46%			<table border="1"> <tr> <th>SVK</th> <th>GER</th> </tr> <tr> <td>29 / 49%</td> <td>30 / 51%</td> </tr> </table>	SVK	GER	29 / 49%	30 / 51%
SVK	GER												
29 / 49%	30 / 51%												



HEAD TO HEAD

		GER										
No.	15	21	34	50	72	83	Tot.	wins SVK	Dz	Nz	Az	
SVK	19	1 - 2	1 - 0		2 - 1	1 - 2	0 - 1	11	5 45%	1 25%	1 33%	3 75%
	27	2 - 0	2 - 0		3 - 1	3 - 10		21	10 48%	3 43%	2 40%	5 56%
	40	0 - 1	4 - 1	0 - 1	3 - 0	1 - 3		14	8 57%	4 57%	2 50%	2 67%
	79	1 - 1	3 - 0	0 - 1	1 - 0	0 - 1	0 - 1	9	5 56%	0 0%	3 75%	2 50%
	88	1 - 1			0 - 2			4	1 25%			1 25%
Tot.	10	11	2	13	21	2	59	29 49%	8 42%	8 50%	13 54%	
wins GER	5 50%	1 9%	2 100%	4 31%	16 76%	2 100%	30 51%					
Dz	2 50%	0 0%		4 36%	5 83%		11 46%					
Nz	2 50%	1 20%		0 0%	4 80%	1 100%	8 50%					
Az	1 50%	0 0%	2 100%	0 0%	7 70%	1 100%	11 58%					

Legend:

Az Attacking zone **Dz** Defending zone **No.** Jersey number **Nz** Neutral zone **Tot.** Total face-offs played



Line-Ups
阵容 / Composition des équipes

REVISED
15 FEB 12:50

DEN - LAT

Referees

27 BRUGGEMAN Andrew (USA) , 15 SCHRADER Andre (GER)

Linespersons

68 McCRANK Dustin (CAN) , 55 SHISHLO Dmitri (RUS)

Goalkeepers

Team: DEN

No.	Name
1	DICHOW Frederik
32	DAHM Sebastian

Team Line-ups

Team: DEN (Red)

No.	Pos.	Name
25	D	LAURIDSEN Oliver +A
28	D	KRISTENSEN Emil
17	F	JENSEN Nicklas
51	F	NIELSEN Frans +A
89	F	BOEDKER Mikkel
15	D	LASSEN Matias
22	D	LAURIDSEN Markus
9	F	STORM Frederik
63	F	RUSSELL Patrick
93	F	REGIN Peter +C
47	D	LARSEN Oliver
48	D	JENSEN Nicholas B.
29	F	MADSEN Morten
50	F	BAU Mathias
72	F	MEYER Nicolai
2	D	BRUGGISSER Phillip
33	F	JAKOBSEN Julian
38	F	POULSEN Morten
40	F	JENSEN Jesper
42	F	AAGAARD Mikkel

Head Coach: EHLERS Heinz

NOT DRESSED:

16	F	ASPERUP Matthias
31	GK	GALBRAITH Patrick
41	D	JENSEN AABO Jesper
95	F	OLESEN Nick

Team: LAT

No.	Name
74	PUNNENOVIS Ivars
98	KALNINS Janis

Team: LAT (White)

No.	Pos.	Name
27	D	CIBULSKIS Oskars +A
29	D	FREIBERGS Ralfs
9	F	KRASTENBERGS Renars
18	F	ABOLS Rodrigo +A
91	F	KENINS Ronalds
55	D	MAMCICS Roberts
72	D	JAKS Janis
10	F	DARZINS Lauris +C
16	F	DAUGAVINS Kaspars
25	F	DZERINS Andris
26	D	BALINSKIS Uvis Janis
77	D	ZILE Kristaps Roberts
69	F	JELISEJEVS Nikolajs
70	F	INDRASIS Miks
73	F	SMIRNOVS Deniss
32	D	KULDA Arturs
14	F	BUKARTS Rihards
17	F	DZIERKALS Martins
87	F	MEIJA Gints
95	F	BATNA Oskars

Head Coach: VITOLINS Harijs

NOT DRESSED:

15	F	KARSUMS Martins
22	F	ANDERSONS Toms
24	D	OZOLS Patriks
48	D	SEJEJS Nauris
50	GK	GUDLEVSKIS Kristers

Legend:

+A	Assistant Captain	+C	Captain	D	Defender	F	Forward
No.	Jersey number	Pos.	Position				

REVISED

Revised to correct the competition phase and add translation to header.



Graphical Line-ups

阵容图 / Alignments

REVISED

15 FEB 12:51

DEN - LAT

Referees

27 BRUGGEMAN Andrew (USA) , 15 SCHRADER Andre (GER)

Linespersons

68 McCRAK Dustin (CAN) , 55 SHISHLO Dmitri (RUS)

Team: DEN - Denmark (Red)

Head Coach: EHLERS Heinz

S1 32 DAHM Sebastian		
1 DICHOW Frederik		
S2 25 LAURIDSEN Oliver +A	S3 28 KRISTENSEN Emil	
S6 89 BOEDKER Mikkel	S5 51 NIELSEN Frans +A	S4 17 JENSEN Nicklas
22 LAURIDSEN Markus		15 LASSEN Matias
9 STORM Frederik	93 REGIN Peter +C	63 RUSSELL Patrick
48 JENSEN Nicholas B.		47 LARSEN Oliver
72 MEYER Nicolai	29 MADSEN Morten	50 BAU Mathias
2 BRUGGISSER Phillip		40 JENSEN Jesper
38 POULSEN Morten	33 JAKOBSEN Julian	42 AAGAARD Mikkel

Team: LAT - Latvia (White)

Head Coach: VITOLINS Harijs

74 PUNNENOVS Ivars		
S1 98 KALNINS Janis		
S3 29 FREIBERGS Ralfs	S2 27 CIBULSKIS Oskars +A	
S6 91 KENINS Ronalds	S5 18 ABOLS Rodrigo +A	S4 9 KRASTENBERGS Renars
55 MAMCICS Roberts		72 JAKS Janis
10 DARZINS Lauris +C	25 DZERINS Andris	16 DAUGAVINS Kaspars
26 BALINSKIS Uvis Janis		77 ZILE Kristaps Roberts
69 JELISEJEVS Nikolajs	73 SMIRNOVS Deniss	70 INDRASIS Miks
32 KULDA Arturs		87 MEIJA Gints
14 BUKARTS Rihards	95 BATNA Oskars	17 DZIERKALS Martins

Legend:

+A Assistant Captain +C Captain Sn Starting position

REVISED

Revised to correct the competition phase and add translation to header.


Game Summary

比赛总结 / Résumé du match

DEN - LAT 3 - 2 (1 - 1, 1 - 1, 1 - 0)

Spectators	Referees	Linespersons
726	27 BRUGGEMAN Andrew (USA) , 15 SCHRADER Andre (GER)	68 McCRANK Dustin (CAN) , 55 SHISHLO Dmitri (RUS)

Team Statistics

Period	Score	SVS	SOG	PIM	TPP	PPG	SHG
1	1 : 1	7 : 11	12 : 8	0 : 2	02:00 : 00:00	0 : 0	0 : 0
2	1 : 1	10 : 8	9 : 11	4 : 2	02:00 : 02:29	0 : 1	0 : 0
3	1 : 0	8 : 9	10 : 8	4 : 4	02:05 : 04:00	1 : 0	0 : 0
Total	3 : 2	25 : 28	31 : 27	8 : 8	06:05 : 06:29	1 : 1	0 : 0

1st Period

Action	Time	ET/Res	Team	Type	No.	Name	(G)	Name of Assistant(s) / Action Description
GK	00:00		DEN		32	DAH M S	-	Goalkeeper in
GK	00:00		LAT		98	KALNINS J	-	Goalkeeper in
GK	07:47		LAT		74	PUNNENOVS I	-	Goalkeeper in
Goal	12:02	1 : 0	DEN	EQ	38	POULSEN M	(1)	33 JAKOBSEN J 15 LASSEN M On Ice DEN 32 15 22 33 38 42 LAT 74 16 25 27 32 91
Penalty	13:21	15:21	LAT	2 min.	70	INDRASIS M	-	Tripping
Goal	16:23	1 : 1	LAT	EQ	10	DARZINS L	(1)	9 KRASTENBERGS R 27 CIBULSKIS O On Ice DEN 32 25 28 33 42 89 LAT 74 9 10 18 27 29

2nd Period

Action	Time	ET/Res	Team	Type	No.	Name	(G)	Name of Assistant(s) / Action Description
Penalty	22:04	22:33	DEN	2 min.	28	KRISTENSEN E	-	Interference
Goal	22:33	1 : 2	LAT	PP1	10	DARZINS L	(2)	26 BALINSKIS UJ 9 KRASTENBERGS R On Ice DEN 32 15 22 29 63 LAT 74 9 10 18 26 69 *
Penalty	27:34	29:34	LAT	2 min.	69	JELISEJEVS N	-	Tripping
Penalty	32:53	34:53	DEN	2 min.	47	LARSEN O	-	Tripping
Goal	36:57	2 : 2	DEN	EQ	33	JAKOBSEN J	(1)	72 MEYER N On Ice DEN 32 15 33 42 47 72 LAT 74 14 17 26 77 95

3rd Period

Action	Time	ET/Res	Team	Type	No.	Name	(G)	Name of Assistant(s) / Action Description
Penalty	40:12	41:45	LAT	2 min.	10	DARZINS L	-	Interference
Goal	41:45	3 : 2	DEN	PP1	22	LAURIDSEN M	(2)	89 BOEDKER M 51 NIELSEN F On Ice DEN 32 22 50 51 63 89 LAT 74 9 18 32 77 *
Penalty	48:10	50:10	DEN	2 min.	42	AAGAARD M	-	Slashing
Penalty	56:07	58:07	DEN	2 min.	48	JENSEN NB	-	Slashing
GK	59:02		LAT					74 PUNNENOVS I - Goalkeeper out
GK	59:28		LAT		74	PUNNENOVS I	-	Goalkeeper in
Penalty	59:28	60:00	LAT	2 min.	9	KRASTENBERGS R	-	Slashing
GK	59:54		LAT					74 PUNNENOVS I - Goalkeeper out
Time-out	59:55		LAT					
GK	60:00		DEN					32 DAHM S - Goalkeeper out

Goalkeeper Records
Team : DEN - Denmark

No.	Name	SOG	SVS	MIP
32	DAH M Sebastian	27	25	60:00
1	DICHOW Frederik			

Team : LAT - Latvia

No.	Name	SOG	SVS	MIP
74	PUNNENOVS Ivars	28	25	51:41
98	KALNINS Janis	3	3	07:47
50	GUDLEVSKIS Kristers			

Game Statistics
Team : DEN (Red)



Wukesong Sports Centre

五棵松体育中心
Centre sportif de Wukesong

TUE 15 FEB 2022

Start Time 12:10
End Time 14:24

Ice Hockey

冰球 / Hockey sur glace

Men

男子 / Hommes

Qualification Play-off, Game 20

晋级资格赛, 比赛 20 / Phase finale, qualifications, Match 20



Legend:

(G) Goals in tournament	* Does not count for Plus/minus	+/- Plus/minus net	+A Assistant Captain
+C Captain	A Assists	AVG Average time on ice / shift	D Defender
EQ Equal strength	ET/Res Penalty end time/Result of game	F Forward	FO% Face-offs won as percentage
FO+ Face-offs won	FO- Face-offs lost	FO+/- Face-offs net	G Goals
GK Goalkeeper	MIP Minutes in play (GK)	No. Jersey number	OT Overtime
P Points	PIM Penalties in minutes	Pos. Position	PP1 Power play - 1 player
PPG Power play goals	SHF Number of shifts	SHG Shorthanded goals	SOG Shots on goal
SVS Saves	TOT Total	TPP Time on power play	TS Total shots

Emergency GK LAT 50 GUDLEVSKIS Kristers replaced injured GK 98 KALNINS Janis at 20:00.



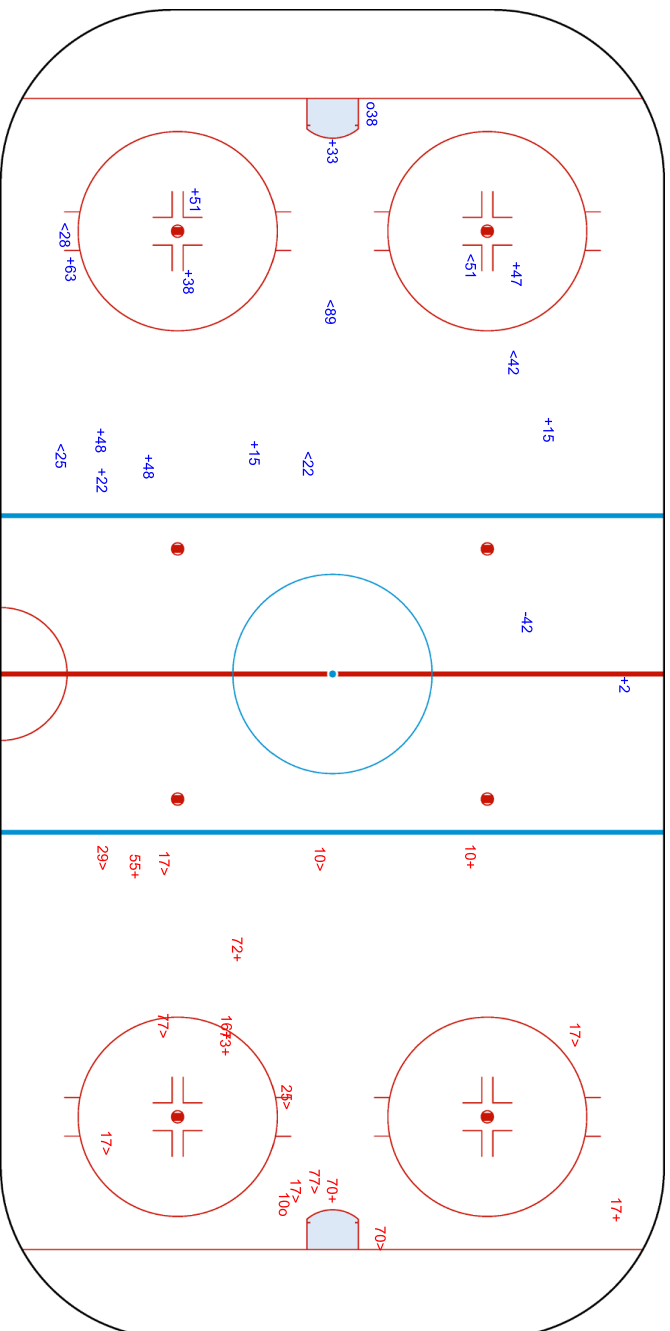


Shot Chart
射门表 / Analyse des tirs

DEN - LAT

Shots by DEN
Goals (G): 1
SSP (-): 6
SSG (+): 11
SPG (-): 1

Shots by LAT
Goals (G): 1
SSP (-): 10
SSG (+): 7
SPG (-): 0





Wukesong Sports Centre
 五棵松体育中心
 Centre sportif de Wukesong
TUE 15 FEB 2022
 Start Time 12:10

Ice Hockey
 冰球 / Hockey sur glace
Men
 男子 / Hommes



Qualification Play-off, Game 20
 晋级资格赛 比赛 20 / Phase finale, qualifications, Match 20

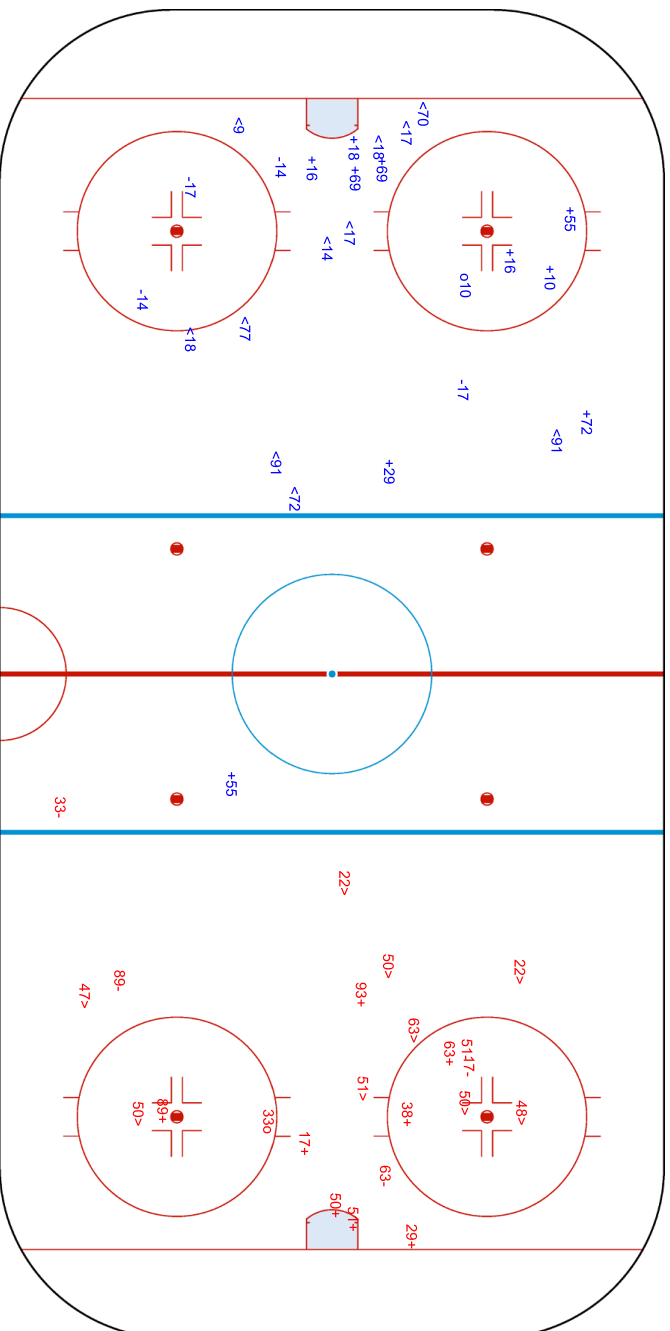
Shots by LAT
 Goals (G): 1
 SSP (-): 11
 SSG (+): 10
 SPG (-): 4

Shots by DEN
 Goals (G): 1
 SSP (-): 9
 SSG (+): 8
 SPG (-): 5

GK 32 of DEN
 010

GK 74 of LAT
 033

DEN → 2nd Period ← LAT





Wukesong Sports Centre
 五棵松体育中心
 Centre sportif de Wukesong
TUE 15 FEB 2022
 Start Time 12:10



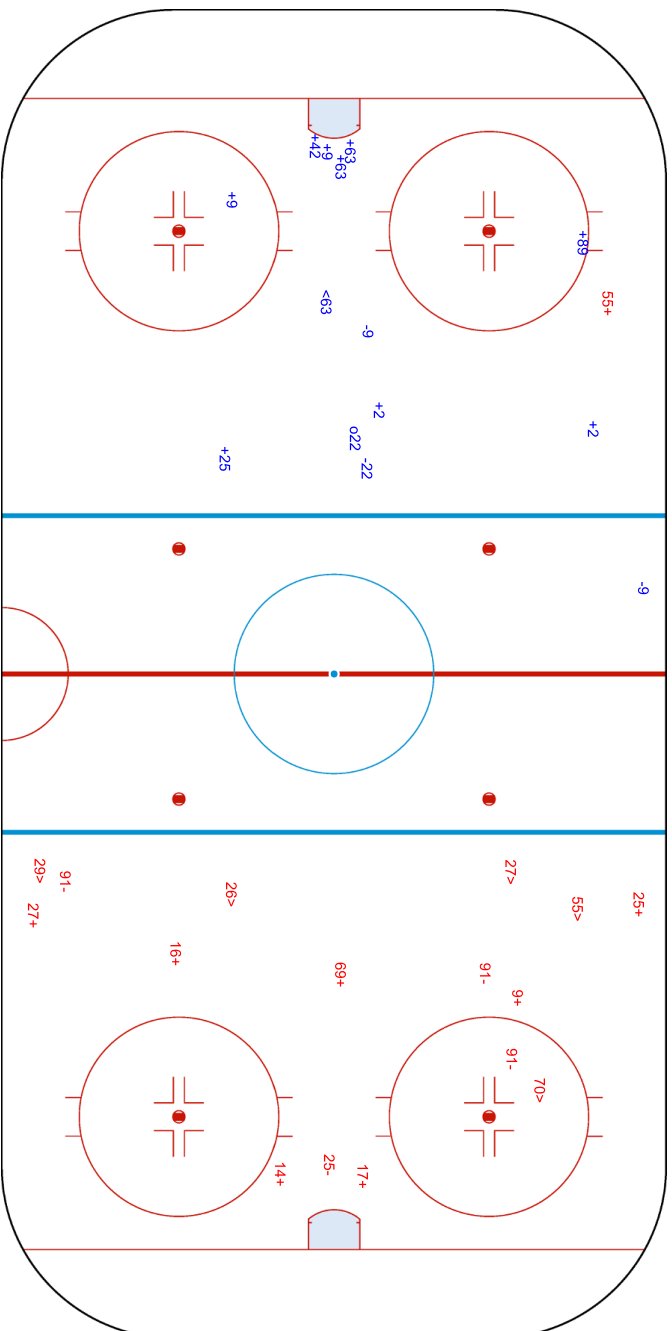
Ice Hockey
 冰球 / Hockey sur glace
Men
 男子 / Hommes
Qualification Play-off, Game 20
 晋级资格赛 比赛 20 / Phase finale, qualifications, Match 20

Shots by DEN
 Goals (0): 1
 SSP (-): 1
 SSG (+): 9
 SPG (-): 3

Shots by LAT
 Goals (0): 0
 SSP (-): 5
 SSG (+): 8
 SPG (-): 4

GK 74 of LAT

GK 32 of DEN



Legend:	Goalkeeper	SPG	Shots past goal	SSG	Shots saved by goalkeeper	SSP	Shots saved by player
GK							



Face-off Chart
争球表 / Statistiques des mises en jeu

DEN - LAT

1st PERIOD

DEN		LAT		Neutral zone		DEN		LAT		Total wins all zones	
Def. zone	Att. zone	Def. zone	Att. zone	Def. zone	Att. zone	Att. zone	Def. zone	Att. zone	Def. zone	DEN	LAT
+ 51	- 25	- 51	+ 18	- 51	+ 18	+ 93	- 95	+ 51	- 73		
- 51	+ 95	+ 51	- 25	+ 51	- 25	+ 51	- 73	+ 93	- 95		
+ 33	- 73	- 33	+ 25	- 33	+ 25	+ 93	- 18	+ 51	- 18		
- 33	+ 18	+ 93	- 95	+ 93	- 95	+ 51	- 18	+ 51	- 18		
- 93	+ 95	+ 33	- 18	+ 33	- 18	+ 51	- 18	- 51	+ 25		
+ 93	- 73	+ 51	- 25	+ 51	- 25	- 51	+ 25				
		+ 51	- 18								
Total wins / period		3 / 50%	3 / 50%	5 / 71%	2 / 29%	5 / 83%	1 / 17%	13 / 68%	6 / 32%		

2nd PERIOD

DEN		LAT		Neutral zone		DEN		LAT		Total wins all zones	
Def. zone	Att. zone	Def. zone	Att. zone	Def. zone	Att. zone	Att. zone	Def. zone	Att. zone	Def. zone	DEN	LAT
- 51	+ 18	- 51	+ 18	- 51	+ 18	+ 29	- 73	- 51	+ 18		
- 33	+ 18	- 51	+ 25	- 51	+ 25	- 51	+ 18	+ 93	- 18		
- 29	+ 18	- 33	+ 73	- 33	+ 73	- 51	+ 25				
- 33	+ 18										
+ 93	- 18										
Total wins / period		1 / 20%	4 / 80%	0 / 0%	3 / 100%	2 / 50%	2 / 50%	3 / 25%	9 / 75%		

3rd PERIOD

DEN		LAT		Neutral zone		DEN		LAT		Total wins all zones	
Def. zone	Att. zone	Def. zone	Att. zone	Def. zone	Att. zone	Att. zone	Def. zone	Att. zone	Def. zone	DEN	LAT
+ 33	- 18	- 51	+ 18	- 51	+ 18	+ 93	- 18	+ 93	- 18		
- 51	+ 95	- 33	+ 73	- 33	+ 73	+ 93	- 18	- 93	+ 25		
+ 33	- 18	- 29	+ 95	- 29	+ 95	- 93	+ 25	+ 51	- 25		
- 51	+ 18	+ 93	- 73	+ 93	- 73	+ 51	- 25	+ 93	- 18		
+ 33	- 95	- 51	+ 18	- 51	+ 18	+ 93	- 18	- 51	+ 25		
+ 51	- 25										
- 33	+ 95										
+ 33	- 95										
- 51	+ 18										
Total wins / period		5 / 56%	4 / 44%	1 / 20%	4 / 80%	8 / 80%	2 / 20%	14 / 58%	10 / 42%		

TOTAL

DEN		LAT		Neutral zone		DEN		LAT		Total wins all zones	
Def. zone	Att. zone	Def. zone	Att. zone	Def. zone	Att. zone	Att. zone	Def. zone	Att. zone	Def. zone	DEN	LAT
Total wins / game		9 / 45%	11 / 55%	6 / 40%	9 / 60%	15 / 75%	5 / 25%	30 / 55%	25 / 45%		



HEAD TO HEAD

		LAT								
No.	18	25	73	95	Tot.	wins DEN	Dz	Nz	Az	
DEN	29	0 - 1		1 - 0	0 - 1	3	1 33%	0 0%	0 0%	1 100%
	33	3 - 3	0 - 1	1 - 2	3 - 1	14	7 50%	5 56%	1 25%	1 100%
	51	4 - 8	7 - 4	1 - 0	0 - 2	26	12 46%	2 29%	3 38%	7 64%
	93	5 - 0	0 - 1	2 - 0	3 - 1	12	10 83%	2 67%	2 100%	6 86%
	Tot.	24	13	7	11	55	30 55%	9 45%	6 40%	15 75%
wins LAT	12 50%	6 46%	2 29%	5 45%	25 45%					
Dz	1 13%	4 57%	0 0%	0 0%	5 25%					
Nz	4 67%	2 50%	2 67%	1 50%	9 60%					
Az	7 70%	0 0%	0 0%	4 67%	11 55%					

Legend:

Az Attacking zone **Dz** Defending zone **No.** Jersey number **Nz** Neutral zone **Tot.** Total face-offs played



Line-Ups

阵容 / Composition des équipes

CZE - SUI

Referees

45 GOFMAN Roman (RUS) , 6 KAUKOKARI Mikko (FIN)

Linespersons

49 LUNDGREN Ludvig (SWE) , 64 MALMQVIST Andreas (SWE)

Goalkeepers

Team: CZE

No. Name

11 HRUBEC Simon
32 BARTOSAK Patrik

Team Line-ups

Team: CZE (White)

No. Pos. Name

65	D	MOZIK Vojtech
88	D	SULAK Libor
38	F	HYKA Tomas
45	F	SEDLAK Lukas
46	F	KREJCI David +A
<hr/>		
5	D	JERABEK Jakub +A
84	D	KUNDRATEK Tomas
10	F	CERVENKA Roman +C
17	F	SOBOTKA Vladimir
43	F	KOVAR Jan
<hr/>		
3	D	KNOT Ronald
31	D	KLOK Lukas
26	F	REPIK Michal
44	F	STRANSKY Matej
52	F	SPACEK Michael
<hr/>		
9	D	SKLENICKA David
13	F	SMEJKAL Jiri
20	F	ZOHORNA Hynek
25	F	LENC Radan
79	F	ZOHORNA Tomas

Head Coach: PESAN Filip

NOT DRESSED:

6 D MUSIL David
35 GK WILL Roman
67 F FROLIK Michael

Team: SUI

No. Name

20 BERRA Reto
63 GENONI Leonardo

Team: SUI (Red)

No. Pos. Name

16	D	DIAZ Raphael +C
25	D	MULLER Mirco
15	F	HOFMANN Gregory
82	F	MOSER Simon
92	F	HAAS Gaetan +A
<hr/>		
6	D	WEBER Yannick
55	D	LOEFFEL Romain
10	F	AMBUHL Andres +A
71	F	CORVI Enzo
79	F	THURKAUF Calvin
<hr/>		
38	D	FRICK Lukas
45	D	FORA Michael
61	F	HERZOG Fabrice
62	F	MALGIN Denis
85	F	ANDRIGHETTO Sven
<hr/>		
2	D	ALATALO Santeri
70	F	HOLLENSTEIN Denis
83	F	VERMIN Joel
87	F	MOTTET Killian
88	F	BERTSCHY Christoph

Head Coach: FISCHER Patrick

NOT DRESSED:

26 GK AESCHLIMANN Sandro
59 F SIMION Dario
65 D UNTERSANDER Ramon

Legend:

+A	Assistant Captain	+C	Captain	D	Defender	F	Forward
No.	Jersey number	Pos.	Position				



Graphical Line-ups
阵容图 / Alignments

CZE - SUI

Referees

45 GOFMAN Roman (RUS) , 6 KAUKOKARI Mikko (FIN)

Linespersons

49 LUNDGREN Ludvig (SWE) , 64 MALMQVIST Andreas (SWE)

Team: CZE - Czech Republic (White)

Head Coach: PESAN Filip

S1 11 HRUBEC Simon		
32 BARTOSAK Patrik		
S3 88 SULAK Libor	S2 65 MOZIK Vojtech	
S5 45 SEDLAK Lukas	S6 46 KREJCI David +A	S4 38 HYKA Tomas
5 JERABEK Jakub +A		84 KUNDRATEK Tomas
10 CERVENKA Roman +C	43 KOVAR Jan	17 SOBOTKA Vladimir
31 KLOK Lukas		3 KNOT Ronald
44 STRANSKY Matej	52 SPACEK Michael	26 REPIK Michal
9 SKLENICKA David		25 LENC Radan
13 SMEJKAL Jiri	79 ZOHORNA Tomas	20 ZOHORNA Hynek

Team: SUI - Switzerland (Red)

Head Coach: FISCHER Patrick

S1 63 GENONI Leonardo		
20 BERRA Reto		
S3 25 MULLER Mirco	S2 16 DIAZ Raphael +C	
S4 15 HOFMANN Gregory	S6 92 HAAS Gaetan +A	S5 82 MOSER Simon
55 LOEFFEL Romain		6 WEBER Yannick
79 THURKAUF Calvin	71 CORVI Enzo	10 AMBUHL Andres +A
38 FRICK Lukas		45 FORA Michael
61 HERZOG Fabrice	62 MALGIN Denis	85 ANDRIGHETTO Sven
2 ALATALO Santeri		70 HOLLENSTEIN Denis
83 VERMIN Joel	88 BERTSCHY Christoph	87 MOTTET Killian

Legend:

+A Assistant Captain **+C** Captain **Sn** Starting position



Game Summary

比赛总结 / Résumé du match

CZE - SUI 2 - 4 (1 - 2, 0 - 1, 1 - 1)

Spectators	Referees	Linespersons
990	45 GOFMAN Roman (RUS) , 6 KAUKOKARI Mikko (FIN)	49 LUNDGREN Ludvig (SWE) , 64 MALMQVIST Andreas (SWE)

Team Statistics

Period	Score	SVS	SOG	PIM	TPP	PPG	SHG
1	1 : 2	7 : 4	5 : 9	2 : 0	00:00 : 01:31	0 : 1	0 : 0
2	0 : 1	4 : 16	16 : 5	4 : 2	02:00 : 03:27	0 : 1	0 : 0
3	1 : 1	3 : 11	12 : 4	0 : 2	00:18 : 00:00	1 : 0	0 : 0
Total	2 : 4	14 : 31	33 : 18	6 : 4	02:18 : 04:58	1 : 2	0 : 0

1st Period

Action	Time	ET/Res	Team	Type	No.	Name	(G)	Name of Assistant(s) / Action Description
GK	00:00		SUI		63	GENONI L		- Goalkeeper in
GK	00:00		CZE		11	HRUBEC S		- Goalkeeper in
Goal	10:08	1 : 0	CZE	EQ	31	KLOK L	(2)	3 KNOT R On Ice CZE 11 3 10 17 31 43 10 CERVENKA R SUI 63 15 38 45 82 92
Penalty	13:28	14:59	CZE	2 min.	43	KOVAR J		- Boarding
Goal	14:59	1 : 1	SUI	PP1	10	AMBUHL A	(1)	79 THURKAUF C On Ice CZE 11 20 79 84 88 71 CORVI E SUI 63 10 55 71 79 92 *
Goal	15:12	1 : 2	SUI	EQ	87	MOTTET K	(1)	70 HOLLENSTEIN D On Ice CZE 11 3 10 17 31 43 16 DIAZ R SUI 63 16 25 70 87 88

2nd Period

Action	Time	ET/Res	Team	Type	No.	Name	(G)	Name of Assistant(s) / Action Description
Penalty	22:26	24:26	SUI	2 min.	45	FORA M		- Cross-Checking
Penalty	28:26	29:53	CZE	2 min.	5	JERABEK J		- Tripping
Goal	29:53	1 : 3	SUI	PP1	62	MALGIN D	(1)	2 ALATALO S On Ice CZE 11 13 44 65 84 85 ANDRIGHETTO S SUI 63 2 15 61 62 85 *
Penalty	34:25	36:25	CZE	2 min.	5	JERABEK J		- Tripping

3rd Period

Action	Time	ET/Res	Team	Type	No.	Name	(G)	Name of Assistant(s) / Action Description
Goal	54:57	1 : 4	SUI	EQ	16	DIAZ R	(1)	85 ANDRIGHETTO S On Ice CZE 11 9 10 43 46 84 61 HERZOG F SUI 63 16 55 61 62 85 11 HRUBEC S - Goalkeeper out
GK	55:38		CZE					
Penalty	55:41	55:59	SUI	2 min.	25	MULLER M		- Interference
GK	55:41		CZE		11	HRUBEC S		- Goalkeeper in
GK	55:55		CZE					11 HRUBEC S - Goalkeeper out
Goal	55:59	2 : 4	CZE	PP1 EA	10	CERVENKA R	(2)	46 KREJCI D On Ice CZE 10 43 44 45 46 84 43 KOVAR J SUI 63 38 45 88 92 *
GK	55:59		CZE		11	HRUBEC S		- Goalkeeper in
GK	56:49		CZE					11 HRUBEC S - Goalkeeper out
GK	60:00		SUI					63 GENONI L - Goalkeeper out

Goalkeeper Records

Team : CZE - Czech Republic

No.	Name	SOG	SVS	MIP
11	HRUBEC Simon	18	14	56:42
32	BARTOSAK Patrik			

Team : SUI - Switzerland

No.	Name	SOG	SVS	MIP
63	GENONI Leonardo	33	31	60:00
20	BERRA Reto			

Game Statistics

Team : CZE (White)

Head Coach : PESAN Filip

No.	Pos.	Name	Shots on Goal							Time on Ice												
			G	A	P	PIM	FO+	FO-	FO+/-	FO%	1	2	3	OT	TS	+/-	1	2	3	OT	TOT	SHF
38	F	HYKA Tomas	0	0	0	0	0	0	0	0.00	0	2	1	3	0	5:24	4:40	5:22		15:26	23	0:40
45	F	SEDLAK Lukas	0	0	0	0	3	4	-1	42.86	0	1	0	1	0	5:25	5:31	6:26		17:22	28	0:37



Head Coach :		PESAN Filip									Shots on Goal				Time on Ice								
No.	Pos.	Name	G	A	P	PIM	FO+	FO-	FO+/-	FO%	1	2	3	OT	TS	+/-	1	2	3	OT	TOT	SHF	AVG
46	F	KREJCI David +A	0	1	1	0	13	6	7	68.42	1	1	1	3	-1	5:28	6:15	7:01	18:44	28	0:40		
65	D	MOZIK Vojtech	0	0	0	0	0	0	0	0.00	0	3	0	3	0	7:13	3:17	5:10	15:40	24	0:39		
88	D	SULAK Libor	0	0	0	0	0	0	0	0.00	0	1	1	2	0	6:54	3:55	5:47	16:36	24	0:41		
5	D	JERABEK Jakub +A	0	0	0	4	0	0	0	0.00	1	0	0	1	0	5:10	4:16	2:35	12:01	19	0:37		
10	F	CERVENKA Roman +C	1	1	2	0	0	0	0	0.00	0	1	1	2	-1	4:52	5:41	7:10	17:43	24	0:44		
17	F	SOBOTKA Vladimir	0	0	0	0	4	2	2	66.67	1	0	0	1	0	4:43	6:12	0:00	10:55	14	0:46		
43	F	KOVAR Jan	0	1	1	2	5	3	2	62.50	0	0	0	0	-1	4:42	6:02	7:51	18:35	25	0:44		
84	D	KUNDRATEK Tomas	0	0	0	0	0	0	0	0.00	0	0	2	2	-1	6:37	7:39	8:24	22:40	31	0:43		
3	D	KNOT Ronald	0	1	1	0	0	0	0	0.00	0	0	1	1	0	7:17	7:49	4:50	19:56	26	0:46		
26	F	REPIK Michal	0	0	0	0	0	0	0	0.00	0	0	2	2	0	4:54	4:10	4:51	13:55	17	0:49		
31	D	KLOK Lukas	1	0	1	0	0	0	0	0.00	2	1	0	3	0	6:49	8:17	7:16	22:22	30	0:44		
44	F	STRANSKY Matej	0	0	0	0	0	0	0	0.00	0	0	2	2	0	5:05	5:01	6:10	16:16	23	0:42		
52	F	SPACEK Michael	0	0	0	0	1	2	-1	33.33	0	0	0	0	0	4:45	3:09	4:33	12:27	17	0:43		
9	D	SKLENICKA David	0	0	0	0	0	0	0	0.00	0	1	0	1	-1	0:00	3:16	3:37	6:53	7	0:59		
13	F	SMEJKAL Jiri	0	0	0	0	0	0	0	0.00	0	3	0	3	0	4:23	3:48	3:13	11:24	16	0:42		
20	F	ZOHORNA Hynek	0	0	0	0	0	0	0	0.00	0	1	1	2	0	3:53	2:13	3:13	9:19	15	0:37		
25	F	LENC Radan	0	0	0	0	0	0	0	0.00	0	1	0	1	0	0:00	1:54	4:11	6:05	9	0:40		
79	F	ZOHORNA Tomas	0	0	0	0	4	4	0	50.00	0	0	0	0	0	3:50	2:37	5:01	11:28	15	0:45		
11	GK	HRUBEC Simon	0	0	0	0					0	0	0	0									
32	GK	BARTOSAK Patrik	0	0	0	0					0	0	0	0									
Total			2	4	6	6	30	21	9	58.82	5	16	12	33									

Team : SUI (Red)

Head Coach :		FISCHER Patrick									Shots on Goal				Time on Ice								
No.	Pos.	Name	G	A	P	PIM	FO+	FO-	FO+/-	FO%	1	2	3	OT	TS	+/-	1	2	3	OT	TOT	SHF	AVG
15	F	HOFMANN Gregory	0	0	0	0	0	0	0	0.00	0	0	0	0	-1	6:36	6:08	4:28	17:12	26	0:39		
16	D	DIAZ Raphael +C	1	1	2	0	0	0	0	0.00	0	0	1	1	+2	4:56	9:36	6:34	21:06	28	0:45		
25	D	MULLER Mirco	0	0	0	2	0	0	0	0.00	1	0	0	1	+1	6:58	7:29	8:12	22:39	32	0:42		
82	F	MOSER Simon	0	0	0	0	0	0	0	0.00	1	0	0	1	-1	5:21	4:32	7:19	17:12	23	0:44		
92	F	HAAS Gaetan +A	0	0	0	0	6	13	-7	31.58	0	0	0	0	-1	6:10	5:37	5:39	17:26	26	0:40		
6	D	WEBER Yannick	0	0	0	0	0	0	0	0.00	2	0	0	2	0	6:46	5:52	7:15	19:53	28	0:42		
10	F	AMBUHL Andres +A	1	0	1	0	0	0	0	0.00	1	1	0	2	0	5:06	5:44	4:41	15:31	27	0:34		
55	D	LOEFFEL Romain	0	0	0	0	0	0	0	0.00	0	0	0	0	+1	6:39	4:43	2:32	13:54	19	0:43		
71	F	CORVI Enzo	0	1	1	0	6	8	-2	42.86	0	0	0	0	0	5:05	5:17	5:08	15:30	24	0:38		
79	F	THURKAUF Calvin	0	1	1	0	2	1	1	66.67	1	1	0	2	0	5:32	4:46	6:18	16:36	29	0:34		
38	D	FRICK Lukas	0	0	0	0	0	0	0	0.00	0	0	0	0	-1	4:02	2:56	7:32	14:30	23	0:37		
45	D	FORA Michael	0	0	0	2	0	0	0	0.00	0	0	1	1	-1	4:08	2:11	5:37	11:56	22	0:32		
61	F	HERZOG Fabrice	0	1	1	0	0	0	0	0.00	2	1	0	3	+1	5:27	5:47	5:32	16:46	22	0:45		
62	F	MALGIN Denis	1	0	1	0	3	5	-2	37.50	0	1	1	2	+1	6:36	4:59	4:23	15:58	20	0:47		
85	F	ANDRIGHETTO Sven	0	2	2	0	0	0	0	0.00	0	0	0	0	+1	5:54	5:31	3:57	15:22	20	0:46		
2	D	ALATALO Santeri	0	1	1	0	0	0	0	0.00	0	0	1	1	0	4:58	4:04	2:12	11:14	15	0:44		
70	F	HOLLENSTEIN Denis	0	1	1	0	0	0	0	0.00	0	0	0	0	+1	2:02	3:54	2:45	8:41	15	0:34		
83	F	VERMIN Joel	0	0	0	0	0	0	0	0.00	0	0	0	0	0	1:06	0:00	0:00	1:06	2	0:33		
87	F	MOTTET Killian	1	0	1	0	0	0	0	0.00	1	0	0	1	+1	3:38	4:03	3:20	11:01	18	0:36		
88	F	BERTSCHY Christoph	0	0	0	0	4	3	1	57.14	0	1	0	1	+1	3:16	4:26	5:59	13:41	24	0:34		
20	GK	BERRA Reto	0	0	0	0					0	0	0	0									
63	GK	GENONI Leonardo	0	0	0	0					0	0	0	0									
Total			4	8	12	4	21	30	-9	41.18	9	5	4	18									



National Indoor Stadium

国家体育馆
Palais national omnisports

TUE 15 FEB 2022

Start Time 16:40
End Time 18:50

Ice Hockey

冰球 / Hockey sur glace

Men

男子 / Hommes

Qualification Play-off, Game 21

晋级资格赛, 比赛 21 / Phase finale, qualifications, Match 21



Legend:			
(G) Goals in tournament	* Does not count for Plus/minus	+/- Plus/minus net	+A Assistant Captain
+C Captain	A Assists	AVG Average time on ice / shift	D Defender
EA Extra attacker	EQ Equal strength	ET/Res Penalty end time/Result of game	F Forward
FO% Face-offs won as percentage	FO+ Face-offs won	FO- Face-offs lost	FO+/- Face-offs net
G Goals	GK Goalkeeper	MIP Minutes in play (GK)	No. Jersey number
OT Overtime	P Points	PIM Penalties in minutes	Pos. Position
PP1 Power play - 1 player	PPG Power play goals	SHF Number of shifts	SHG Shorthanded goals
SOG Shots on goal	SVS Saves	TOT Total	TTP Time on power play
TS Total shots			





National Indoor Stadium
 国家体育馆
 Palais national omnisports

TUE 15 FEB 2022
 Start Time 16:40

Ice Hockey
 冰球 / Hockey sur glace

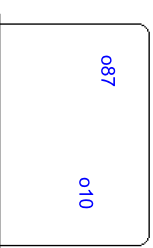


Men
 男子 / Hommes
Qualification Play-off, Game 21
 晋级资格赛 比赛 21 / Phase finale, qualifications, Match 21

Shot Chart
 射门表 / Analyse des tirs

CZE - SUI

Shots by SUI
 Goals (G): 2
 SSP (-): 7
 SPG (-): 0



GK 11 of CZE



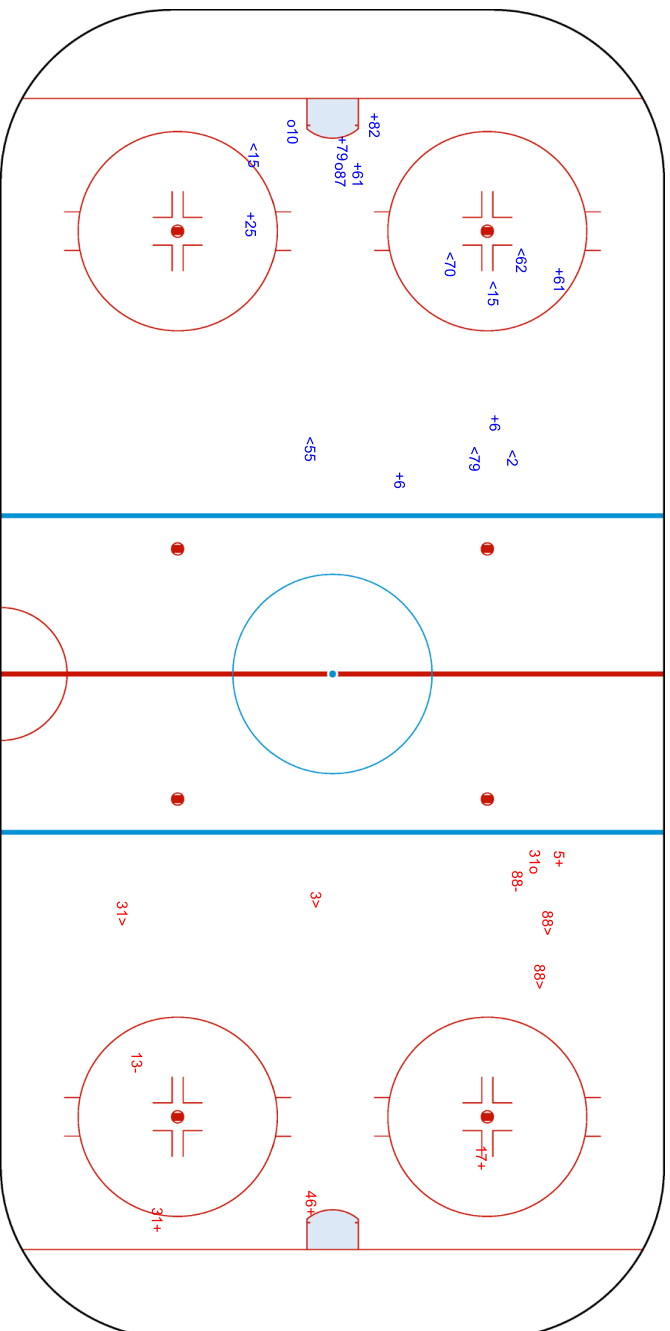
1st Period



Shots by CZE
 Goals (G): 1
 SSP (-): 4
 SPG (-): 2



GK 63 of SUI





National Indoor Stadium
 国家体育馆
 Palais national omnisports

TUE 15 FEB 2022
 Start Time 16:40

Ice Hockey
 冰球 / Hockey sur glace



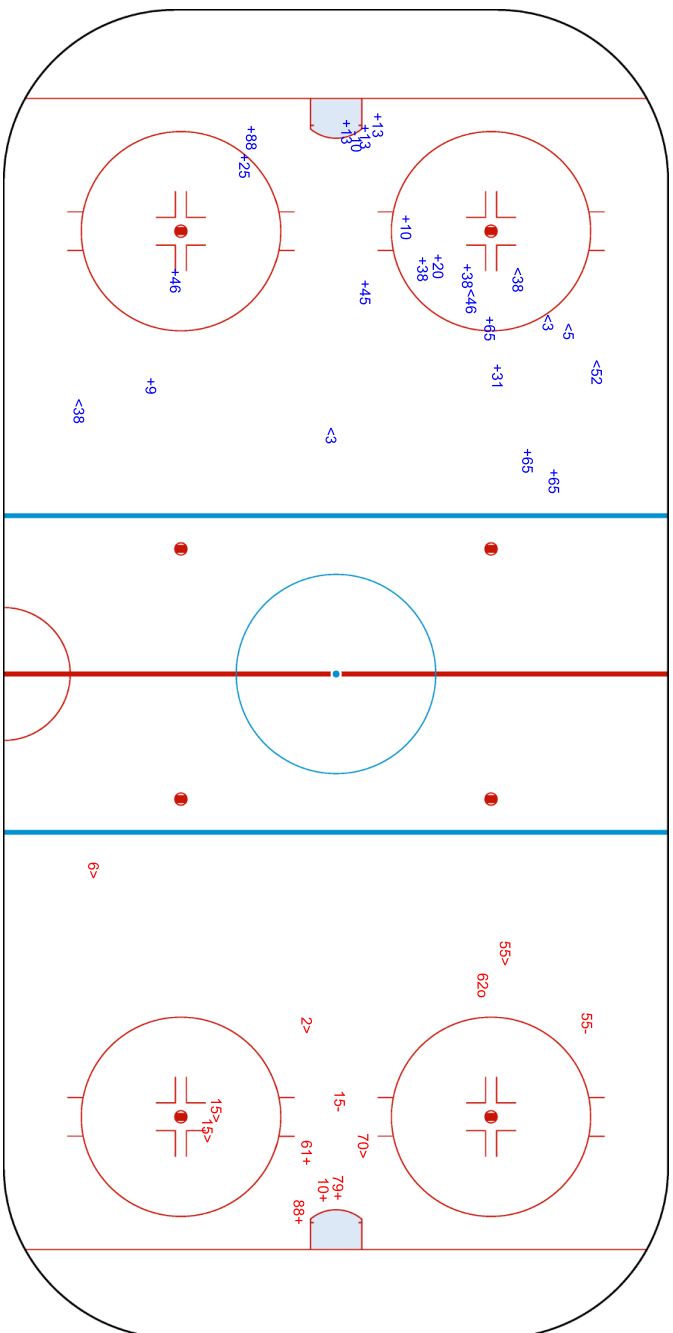
Qualification Play-off, Game 21
 晋级资格赛 比赛 21 / Phase finale, qualifications, Match 21

Shots by CZE
 Goals (o): 0
 SSP (-): 7

Shots by SUI
 Goals (o): 1
 SSP (-): 6

SSG (+): 16
 SPG (-): 1

SSG (+): 4
 SPG (-): 2



GK 63 of SUI

GK 11 of CZE



National Indoor Stadium
 国家体育馆
 Palais national omnisports

Ice Hockey
 冰球 / Hockey sur glace
Men
 男子 / Hommes
Qualification Play-off, Game 21
 晋级资格赛 比赛 21 / Phase finale, qualifications, Match 21

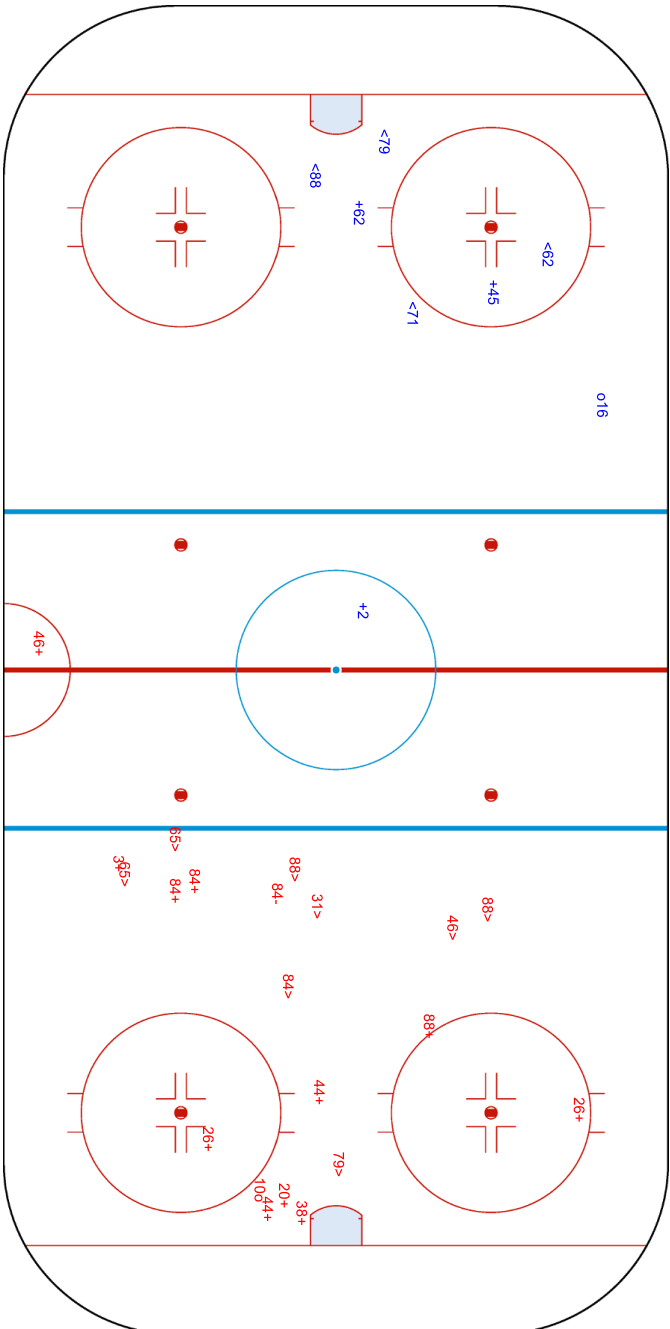




TUE 15 FEB 2022
 Start Time 16:40

Shots by SUI
 Goals (0): 1
 SSP (-): 4
 SPG (-): 0

Shots by CZE
 Goals (0): 1
 SSP (-): 8
 SPG (-): 1

CZE → 3rd Period → SUI



Legend:	GK	Goalkeeper	SPG	Shots past goal	SSG	Shots saved by goalkeeper	SSP	Shots saved by player

IHOMTEAM6-----8FNIL000300--_77A v3.0

Report Created TUE 15 FEB 2022 18:51





Face-off Chart

争球表 / Statistiques des mises en jeu

CZE - SUI

1st PERIOD

	CZE		SUI		CZE		SUI		CZE		SUI		Total wins all zones
	Def. zone	Att. zone	Neutral zone	Neutral zone	Att. zone	Def. zone	Att. zone	Def. zone	Att. zone	Def. zone			
	+ 17	- 62	+ 46	- 92	- 46	+ 88							
	+ 17	- 62	- 79	+ 88	+ 46	- 71							
	- 46	+ 71	- 79	+ 92	+ 46	- 88							
	+ 43	- 92	+ 79	- 71	- 46	+ 92							
	+ 17	- 92	- 52	+ 62	- 46	+ 92							
	+ 46	- 62	- 43	+ 88									
	+ 46	- 71	+ 46	- 92									
	+ 46	- 92	+ 79	- 92									
Total wins / period	7 / 88%	1 / 12%	4 / 50%	4 / 50%	2 / 40%	3 / 60%						13 / 62%	8 / 38%

2nd PERIOD

	CZE		SUI		CZE		SUI		CZE		SUI		Total wins all zones
	Def. zone	Att. zone	Neutral zone	Neutral zone	Att. zone	Def. zone	Att. zone	Def. zone	Att. zone	Def. zone			
	- 79	+ 79	+ 46	- 92	+ 43	- 92							
	- 17	+ 62	+ 43	- 71	+ 79	- 71							
	+ 46	- 62	- 46	+ 88	- 43	+ 71							
			- 17	+ 62	- 46	+ 92							
					+ 17	- 71							
					+ 46	- 92							
Total wins / period	1 / 33%	2 / 67%	2 / 50%	2 / 50%	4 / 67%	2 / 33%						7 / 54%	6 / 46%

3rd PERIOD

	CZE		SUI		CZE		SUI		CZE		SUI		Total wins all zones
	Def. zone	Att. zone	Neutral zone	Neutral zone	Att. zone	Def. zone	Att. zone	Def. zone	Att. zone	Def. zone			
	- 45	+ 79	+ 46	- 92	+ 52	- 62							
	- 79	+ 71	+ 45	- 71	- 52	+ 71							
	- 45	+ 92	- 45	+ 71	- 45	+ 92							
	+ 45	- 88			- 43	+ 71							
	+ 79	- 88			+ 43	- 79							
	+ 45	- 71			+ 46	- 92							
					+ 43	- 92							
					+ 46	- 92							
Total wins / period	3 / 50%	3 / 50%	2 / 67%	1 / 33%	5 / 63%	3 / 37%						10 / 59%	7 / 41%

TOTAL

	CZE		SUI		CZE		SUI		CZE		SUI		Total wins all zones
	Def. zone	Att. zone	Neutral zone	Neutral zone	Att. zone	Def. zone	Att. zone	Def. zone	Att. zone	Def. zone			
Total wins / game	11 / 65%	6 / 35%	8 / 53%	7 / 47%	11 / 58%	8 / 42%						30 / 59%	21 / 41%



HEAD TO HEAD

		SUI					Tot.	wins CZE	Dz	Nz	Az
No.		62	71	79	88	92					
CZE	17	2 - 2	1 - 0			1 - 0	6	4 67%	3 75%	0 0%	1 100%
	43		1 - 2	1 - 0	0 - 1	3 - 0	8	5 63%	1 100%	1 50%	3 60%
	45		2 - 1	0 - 1	1 - 0	0 - 2	7	3 43%	2 50%	1 50%	0 0%
	46	2 - 0	2 - 1		1 - 2	8 - 3	19	13 68%	4 80%	4 80%	5 56%
	52	1 - 1	0 - 1				3	1 33%		0 0%	1 50%
	79		2 - 1	0 - 1	1 - 1	1 - 1	8	4 50%	1 33%	2 50%	1 100%
Tot.		8	14	3	7	19	51	30 59%	11 65%	8 53%	11 58%
wins SUI		3 38%	6 43%	2 67%	4 57%	6 32%	21 41%				
Dz		0 0%	3 50%	0 0%	1 50%	4 44%	8 42%				
Nz		2 100%	1 25%		3 100%	1 17%	7 47%				
Az		1 20%	2 50%	2 100%	0 0%	1 25%	6 35%				

Legend:

Az Attacking zone **Dz** Defending zone **No.** Jersey number **Nz** Neutral zone **Tot.** Total face-offs played



Line-Ups

阵容 / Composition des équipes

CAN - CHN

Referees

86 TSCHERRIG Michael (SUI) , 22 VIKMAN Kristian (FIN)

Linespersons

79 OBWEGESER David (SUI) , 50 ONDRACEK Jiri (CZE)

Goalkeepers

Team: CAN

No. Name

80 PASQUALE Eddie
90 TOMKINS Matt

Team: CHN

No. Name

1 OUBAN Yongli
45 JIERUIMI Shimisi

Team Line-ups

Team: CAN (Black)

No. Pos. Name

22	D	POWER Owen
37	D	ROBINSON Mat
11	F	McBAIN Jack
12	F	STAAL Eric +C
32	F	McTAVISH Mason
23	D	WOTHERSPOON Tyler
56	D	NOREAU Maxim +A
9	F	KNIGHT Corban
15	F	TAMBELLINI Adam
91	F	WEAL Jordan
44	D	BARBERIO Mark
60	D	DEMERS Jason
10	F	STREET Ben
13	F	JOHNSON Kent
19	F	O'DELL Eric
5	D	ELLIS Morgan
26	F	WINNIK Daniel
27	F	CRACKNELL Adam
51	F	DESHARNAIS David +A
96	F	HO-SANG Josh

Head Coach: JULIEN Claude

NOT DRESSED:

1 GK LEVI Devon
20 D GRANT Alex
39 F FERRARO Landon

Team: CHN (White)

No. Pos. Name

5	D	RUIAN Sipulae
7	D	JIEKE Kailiaosi
15	F	FU Jiang
20	F	LUO Jia
22	F	FU Shuai
60	D	DANNISI Aoxibofu
77	D	ZHENG Enlai +A
19	F	ZHONG Wei
47	F	JIAN An
56	F	ZHANG Zesen
2	D	LIU Jie
93	D	YUAN Junjie
18	F	YE Jinguang +C
61	F	WEI Ruike
91	F	WANG Taile +A
6	D	CHEN Zimeng
11	D	ZHANG Pengfei
81	D	YAN Ruinan
88	F	YAN Juncheng
98	F	YING Rudi

Head Coach: ZANATTA Ivano

NOT DRESSED:

10 F XIANG Xudong
17 F GUO Jianing
33 GK HAN Pengfei

Legend:

+A	Assistant Captain	+C	Captain	D	Defender	F	Forward
No.	Jersey number	Pos.	Position				



Graphical Line-ups
阵容图 / Alignments

CAN - CHN

Referees

86 TSCHEERIG Michael (SUI) , 22 VIKMAN Kristian (FIN)

Linespersons

79 OBWEGESER David (SUI) , 50 ONDRACEK Jiri (CZE)

Team: CAN - Canada (Black)

Head Coach: JULIEN Claude

S1 90 TOMKINS Matt		
80 PASQUALE Eddie		
S2 22 POWER Owen	S3 37 ROBINSON Mat	
S6 32 McTAVISH Mason	S5 12 STAAL Eric +C	S4 11 McBAIN Jack
23 WOTHERSPOON Tyler		56 NOREAU Maxim +A
91 WEAL Jordan	15 TAMBELLINI Adam	9 KNIGHT Corban
44 BARBERIO Mark		60 DEMERS Jason
10 STREET Ben	19 O'DELL Eric	13 JOHNSON Kent
5 ELLIS Morgan		96 HO-SANG Josh
26 WINNIK Daniel	51 DESHARNAIS David +A	27 CRACKNELL Adam

Team: CHN - China (White)

Head Coach: ZANATTA Ivano

S1 45 JIERUIMI Shimisi		
1 OUBAN Yongli		
S3 7 JIEKE Kailiasosi	S2 5 RUIAN Sipulaoer	
S6 22 FU Shuai	S5 20 LUO Jia	S4 15 FU Jiang
60 DANNISI Aoxibofu		77 ZHENG Enlai +A
19 ZHONG Wei	47 JIAN An	56 ZHANG Zesen
93 YUAN Junjie		2 LIU Jie
18 YE Jinguang +C	91 WANG Taile +A	61 WEI Ruike
6 CHEN Zimeng		11 ZHANG Pengfei
88 YAN Juncheng	98 YING Rudi	81 YAN Ruinan

Legend:

+A Assistant Captain **+C** Captain **Sn** Starting position



Game Summary

比赛总结 / Résumé du match

CAN - CHN 7 - 2 (2 - 1, 3 - 1, 2 - 0)

Spectators	Referees	Linespersons
994	86 TSCHERRIG Michael (SUI) , 22 VIKMAN Kristian (FIN)	79 OBWEGESER David (SUI) , 50 ONDRACEK Jiri (CZE)

Team Statistics

Period	Score	SVS	SOG	PIM	TPP	PPG	SHG
1	2 : 1	9 : 15	17 : 10	4 : 8	05:26 : 02:37	2 : 0	0 : 0
2	3 : 1	12 : 8	11 : 13	9 : 6	02:34 : 03:29	1 : 1	0 : 0
3	2 : 0	6 : 15	17 : 6	2 : 4	03:19 : 03:08	1 : 0	0 : 0
Total	7 : 2	27 : 38	45 : 29	15 : 18	11:19 : 09:14	4 : 1	0 : 0

1st Period

Action	Time	ET/Res	Team	Type	No.	Name	(G)	Name of Assistant(s) / Action Description
GK	00:00		CHN		45	JIERUIMI S		- Goalkeeper in
GK	00:00		CAN		90	TOMKINS M		- Goalkeeper in
Penalty	04:02		CAN	PS	5	ELLIS M		- Slashing
PS miss	04:02		CHN	PS	15	FU J		
Penalty	05:31	06:57	CHN	2 min.	98	YING R		- High Sticking
Goal	06:57	1 : 0	CAN	PP1	91	WEAL J	(2)	15 TAMBELLINI A On Ice CAN 90 12 15 19 56 91 56 NOREAU M CHN 45 2 18 47 60 *
Penalty	07:24	09:24	CAN	2 min.	26	WINNIK D		- Slashing
Penalty	08:01	09:55	CHN	2 min.	91	WANG T		- Interference on a Goalkeeper
Penalty	09:04	11:04	CHN	2 min.	18	YE J		- Interference
Goal	09:55	2 : 0	CAN	PP2	91	WEAL J	(3)	12 STAAL E On Ice CAN 90 12 15 19 56 91 15 TAMBELLINI A CHN 45 2 7 47 *
Penalty	11:15	13:15	CHN	2 min.	47	JIAN A		- Slashing
Goal	15:32	2 : 1	CHN	EQ	47	JIAN A	(1)	61 WEI R On Ice CAN 90 9 15 22 56 91 CHN 45 2 18 47 60 61
Penalty	16:05	18:05	CAN	2 min.	22	POWER O		- Roughing

2nd Period

Action	Time	ET/Res	Team	Type	No.	Name	(G)	Name of Assistant(s) / Action Description
GK	20:00		CHN		1	OUBAN Y		- Goalkeeper in 45 JIERUIMI S - Goalkeeper out
Penalty	26:02	26:36	CHN	2 min.	56	ZHANG Z		- Boarding
Goal	26:36	3 : 1	CAN	PP1	15	TAMBELLINI A	(2)	56 NOREAU M On Ice CAN 90 12 15 19 56 91 91 WEAL J CHN 1 2 7 15 20 *
Penalty	28:39		CHN	PS	7	JIEKE K		- Hooking
Goal	28:39	4 : 1	CAN	PS	15	TAMBELLINI A	(3)	On Ice CAN 15 CHN 1
Penalty	28:39	30:39	CHN	2 min.	-	Team penalty		- Too Many Players / Served by: 61 WEI R
Goal	32:05	5 : 1	CAN	EQ	19	O'DELLE E	(2)	60 DEMERS J On Ice CAN 90 10 13 19 23 60 13 JOHNSON K CHN 1 15 60 77 91 93
Penalty	36:31	41:31	CAN	5 min.	5	ELLIS M		- Elbowing
Penalty	37:59	38:59	CAN	2 min.	23	WOTHERSPOON T		- Holding an opponent
Goal	38:59	5 : 2	CHN	PP2	47	JIAN A	(2)	20 LUO J On Ice CAN 90 9 37 60 7 JIEKE K CHN 1 2 7 20 47 61 *
Penalty	40:00	42:00	CAN	2 min.	26	WINNIK D		- Slashing
Penalty	40:00	42:00	CHN	2 min.	15	FU J		- Unsportsmanlike Conduct

3rd Period

Action	Time	ET/Res	Team	Type	No.	Name	(G)	Name of Assistant(s) / Action Description
Penalty	45:06	47:06	CAN	2 min.	32	McTAVISH M		- High Sticking
Penalty	46:43	48:43	CHN	2 min.	18	YE J		- Illegal Check to the Head or Neck
Goal	55:55	6 : 2	CAN	EQ	12	STAAL E	(1)	32 McTAVISH M On Ice CAN 90 11 12 22 32 37 11 McBAIN J CHN 1 7 47 60 91 93
Penalty	56:37	58:19	CHN	2 min.	22	FU S		- Boarding
Goal	58:19	7 : 2	CAN	PP1	11	McBAIN J	(1)	56 NOREAU M On Ice CAN 90 11 12 15 56 91 15 TAMBELLINI A CHN 1 2 15 20 60 *



Action	Time	ET/Res	Team	Type	No.	Name	(G)	Name of Assistant(s) / Action Description
GK	60:00		CAN					90 TOMKINS M - Goalkeeper out
GK	60:00		CHN					1 OUBAN Y - Goalkeeper out

Goalkeeper Records

Team : CAN - Canada

No.	Name	SOG	SVS	MIP
90	TOMKINS Matt	29	27	60:00
80	PASQUALE Eddie			

Team : CHN - China

No.	Name	SOG	SVS	MIP
1	OUBAN Yongli	28	23	40:00
45	JIERUIMI Shimisi	17	15	20:00
33	HAN Pengfei			

Game Statistics

Team : CAN (Black)

Head Coach : JULIEN Claude

No.	Pos.	Name	Shots on Goal							Time on Ice												
			G	A	P	PIM	FO+	FO-	FO+/-	FO%	1	2	3	OT	TS	+/-	1	2	3	OT	TOT	SHF
11	F	McBAIN Jack	1	1	2	0	0	0	0	0.00	0	0	2	2	+1	3:17	2:45	5:16		11:18	17	0:39
12	F	STAAL Eric +C	1	1	2	0	13	8	5	61.90	4	0	2	6	+1	7:18	4:32	4:45		16:35	24	0:41
22	D	POWER Owen	0	0	0	2	0	0	0	0.00	1	0	1	2	0	8:01	6:46	5:46		20:33	28	0:44
32	F	McTAVISH Mason	0	1	1	2	0	0	0	0.00	2	0	0	2	+1	5:28	4:48	5:08		15:24	22	0:42
37	D	ROBINSON Mat	0	0	0	0	0	0	0	0.00	1	0	1	2	+1	4:10	5:28	7:21		16:59	26	0:39
9	F	KNIGHT Corban	0	0	0	0	5	2	3	71.43	1	2	1	4	-1	6:05	5:36	5:40		17:21	26	0:40
15	F	TAMBELLINI Adam	2	3	5	0	5	2	3	71.43	1	3	1	5	-1	5:43	4:16	5:43		15:42	20	0:47
23	D	WOTHERSPOON Tyler	0	0	0	2	0	0	0	0.00	1	0	0	1	+1	3:15	5:43	4:32		13:30	26	0:31
56	D	NOREAU Maxim +A	0	3	3	0	0	0	0	0.00	1	1	1	3	-1	7:59	5:37	3:33		17:09	24	0:42
91	F	WEAL Jordan	2	1	3	0	4	0	4	100.00	2	1	1	4	-1	6:55	4:13	4:33		15:41	19	0:49
10	F	STREET Ben	0	0	0	0	8	4	4	66.67	0	0	2	2	+1	2:16	5:22	4:49		12:27	21	0:35
13	F	JOHNSON Kent	0	1	1	0	0	0	0	0.00	0	1	1	2	+1	3:58	5:10	3:44		12:52	20	0:38
19	F	O'DELL Eric	1	0	1	0	5	1	4	83.33	0	1	0	1	+1	6:43	6:51	2:29		16:03	23	0:41
44	D	BARBERIO Mark	0	0	0	0	0	0	0	0.00	2	0	2	4	0	4:01	5:54	6:14		16:09	24	0:40
60	D	DEMERS Jason	0	1	1	0	0	0	0	0.00	0	0	0	0	+1	4:12	5:07	5:22		14:41	23	0:38
5	D	ELLIS Morgan	0	0	0	5	0	0	0	0.00	0	0	0	0	0	2:57	2:42	4:43		10:22	18	0:34
26	F	WINNIK Daniel	0	0	0	4	0	0	0	0.00	0	1	1	2	0	4:07	4:46	3:56		12:49	20	0:38
27	F	CRACKNELL Adam	0	0	0	0	1	3	-2	25.00	0	0	0	0	0	2:27	2:37	2:29		7:33	9	0:50
51	F	DESHARNAIS David +A	0	0	0	0	4	5	-1	44.44	1	0	0	1	0	5:13	4:33	4:38		14:24	22	0:39
96	F	HO-SANG Josh	0	0	0	0	0	0	0	0.00	0	1	1	2	0	1:42	2:23	5:19		9:24	15	0:37
80	GK	PASQUALE Eddie	0	0	0	0					0	0	0	0								
90	GK	TOMKINS Matt	0	0	0	0					0	0	0	0								
Total			7	12	19	15	45	25	20	64.29	17	11	17	45								

Team : CHN (White)

Head Coach : ZANATTA Ivano

No.	Pos.	Name	Shots on Goal							Time on Ice												
			G	A	P	PIM	FO+	FO-	FO+/-	FO%	1	2	3	OT	TS	+/-	1	2	3	OT	TOT	SHF
5	D	RUIAN Sipulaoer	0	0	0	0	0	0	0	0.00	1	2	1	4	0	9:13	9:29	10:38		29:20	36	0:48
7	D	JIEKE Kailiaosi	0	1	1	0	0	0	0	0.00	0	1	0	1	-1	8:38	7:33	8:25		24:36	33	0:44
15	F	FU Jiang	0	0	0	2	0	1	-1	0.00	3	2	0	5	-1	9:31	8:18	7:47		25:36	29	0:52
20	F	LUO Jia	0	1	1	0	14	15	-1	48.28	0	0	0	0	0	8:45	6:39	6:57		22:21	29	0:46
22	F	FU Shuai	0	0	0	2	0	0	0	0.00	0	0	0	0	0	6:27	6:43	7:50		21:00	25	0:50
19	F	ZHONG Wei	0	0	0	0	0	0	0	0.00	0	0	0	0	0	1:24	1:04	0:00		2:28	4	0:37
47	F	JIAN An	2	0	2	2	6	13	-7	31.58	3	2	1	6	0	6:10	6:04	6:20		18:34	30	0:37
56	F	ZHANG Zesen	0	0	0	2	0	0	0	0.00	0	0	0	0	0	1:35	1:46	2:19		5:40	9	0:37
60	D	DANNISI Aoxibofu	0	0	0	0	0	0	0	0.00	0	0	0	0	-1	6:31	6:22	7:05		19:58	23	0:52
77	D	ZHENG Enlai +A	0	0	0	0	0	0	0	0.00	1	0	0	1	-1	2:15	4:25	2:07		8:47	14	0:37
2	D	LIU Jie	0	0	0	0	0	0	0	0.00	0	1	1	2	+1	6:46	9:48	9:15		25:49	31	0:49
18	F	YE Jinguang +C	0	0	0	4	0	0	0	0.00	1	0	2	3	+1	8:26	8:44	8:55		26:05	33	0:47
61	F	WEI Ruike	0	1	1	0	0	0	0	0.00	0	2	0	2	+1	4:55	6:41	4:00		15:36	24	0:39
91	F	WANG Taile +A	0	0	0	2	5	16	-11	23.81	1	3	1	5	-2	7:21	8:14	8:29		24:04	27	0:53
93	D	YUAN Junjie	0	0	0	0	0	0	0	0.00	0	0	0	0	-2	3:49	5:18	6:01		15:08	20	0:45
6	D	CHEN Zimeng	0	0	0	0	0	0	0	0.00	0	0	0	0	0	0:00	0:00	0:00		0:00	0	0:00



Head Coach : ZANATTA Ivano		Shots on Goal											Time on Ice										
No.	Pos.	Name	G	A	P	PIM	FO+	FO-	FO+/-	FO%	1	2	3	OT	TS	+/-	1	2	3	OT	TOT	SHF	AVG
11	D	ZHANG Pengfei	0	0	0	0	0	0	0	0.00	0	0	0	0	0	0	0:00	0:00	0:00		0:00	0	0:00
81	D	YAN Ruinan	0	0	0	0	0	0	0	0.00	0	0	0	0	0	0	0:37	0:00	0:00		0:37	1	0:37
88	F	YAN Juncheng	0	0	0	0	0	0	0	0.00	0	0	0	0	0	0	0:00	0:00	0:00		0:00	0	0:00
98	F	YING Rudi	0	0	0	2	0	0	0	0.00	0	0	0	0	0	0	1:10	0:00	0:00		1:10	2	0:35
1	GK	OUBAN Yongli	0	0	0	0					0	0	0		0								
33	GK	HAN Pengfei	0	0	0	0					0	0	0		0								
45	GK	JIERUIMI Shimisi	0	0	0	0					0	0	0		0								
Total			2	3	5	16	25	45	-20	35.71	10	13	6	29									

Legend:

(G) Goals in tournament	* Does not count for Plus/minus	+/- Plus/minus net	+A Assistant Captain
+C Captain	A Assists	AVG Average time on ice / shift	D Defender
EQ Equal strength	ET/Res Penalty end time/Result of game	F Forward	FO% Face-offs won as percentage
FO+ Face-offs won	FO- Face-offs lost	FO+/- Face-offs net	G Goals
GK Goalkeeper	MIP Minutes in play (GK)	No. Jersey number	OT Overtime
P Points	PIM Penalties in minutes	Pos. Position	PP1 Power play - 1 player
PP2 Power play - 2 players	PPG Power play goals	PS Penalty shot	SHF Number of shifts
SHG Shorthanded goals	SOG Shots on goal	SVS Saves	TOT Total
TPP Time on power play	TS Total shots		

Emergency GK CHN 33 HAN Pengfei replaced injured GK 45 JIERUIMI Shimisi at 20:00.



National Indoor Stadium
 国家体育馆
 Palais national omnisports

TUE 15 FEB 2022
 Start Time 21:10

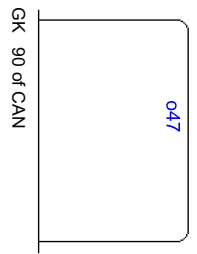
Ice Hockey
 冰球 / Hockey sur glace
Men
 男子 / Hommes

Qualification Play-off, Game 22
 晋级资格赛, 比赛 22 / Phase finale, qualifications, Match 22

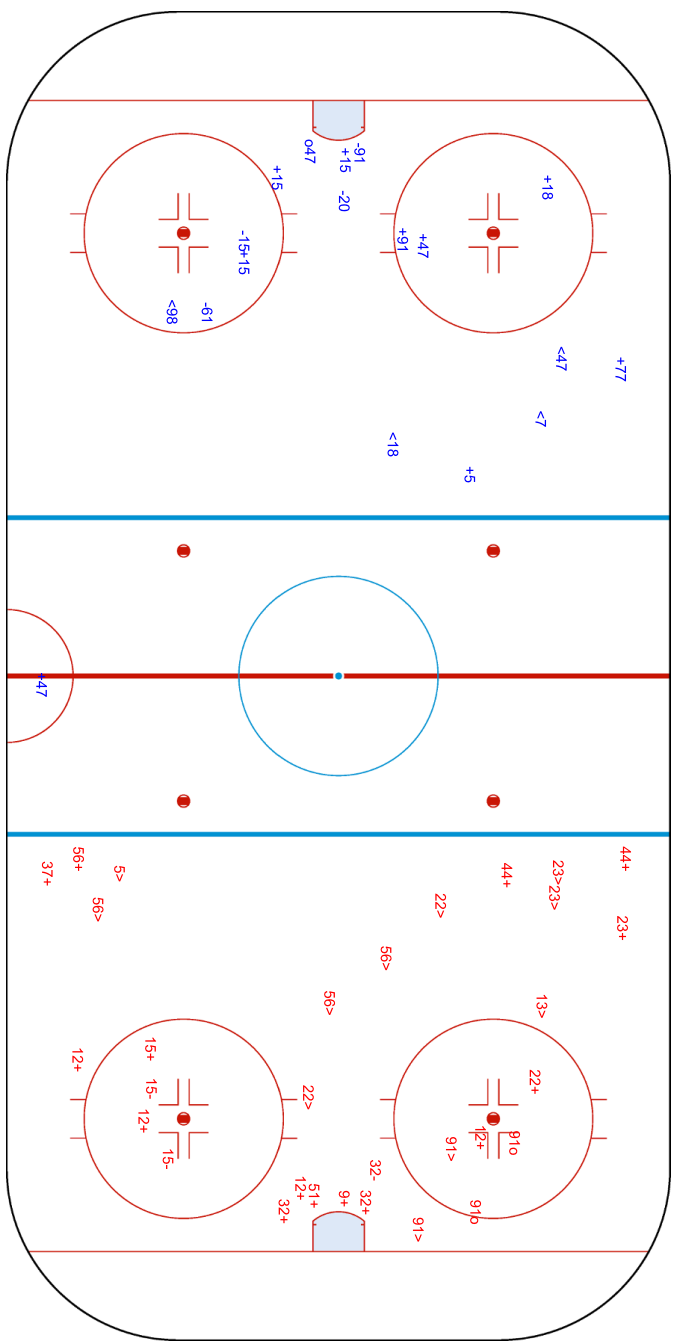


Shot Chart
 射门表 / Analyse des tirs
CAN - CHN

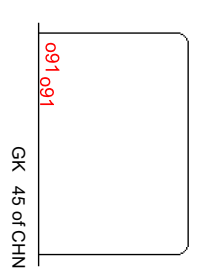
Shots by CHN
 Goals (0): 1
 SSP (-): 4
 SSG (+): 9
 SPG (-): 4



CAN 1st Period **CHN**



Shots by CAN
 Goals (0): 2
 SSP (-): 11
 SSG (+): 15
 SPG (-): 3





National Indoor Stadium
 国家体育馆
 Palais national omnisports

BEIJING 2022™

TUE 15 FEB 2022

Start Time 21:10

Ice Hockey
 冰球 / Hockey sur glace

Men

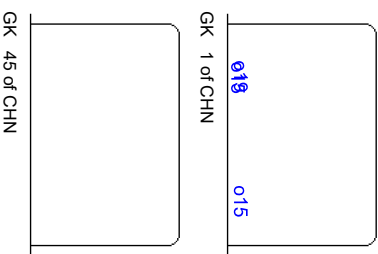
男子 / Hommes

Qualification Play-off, Game 22

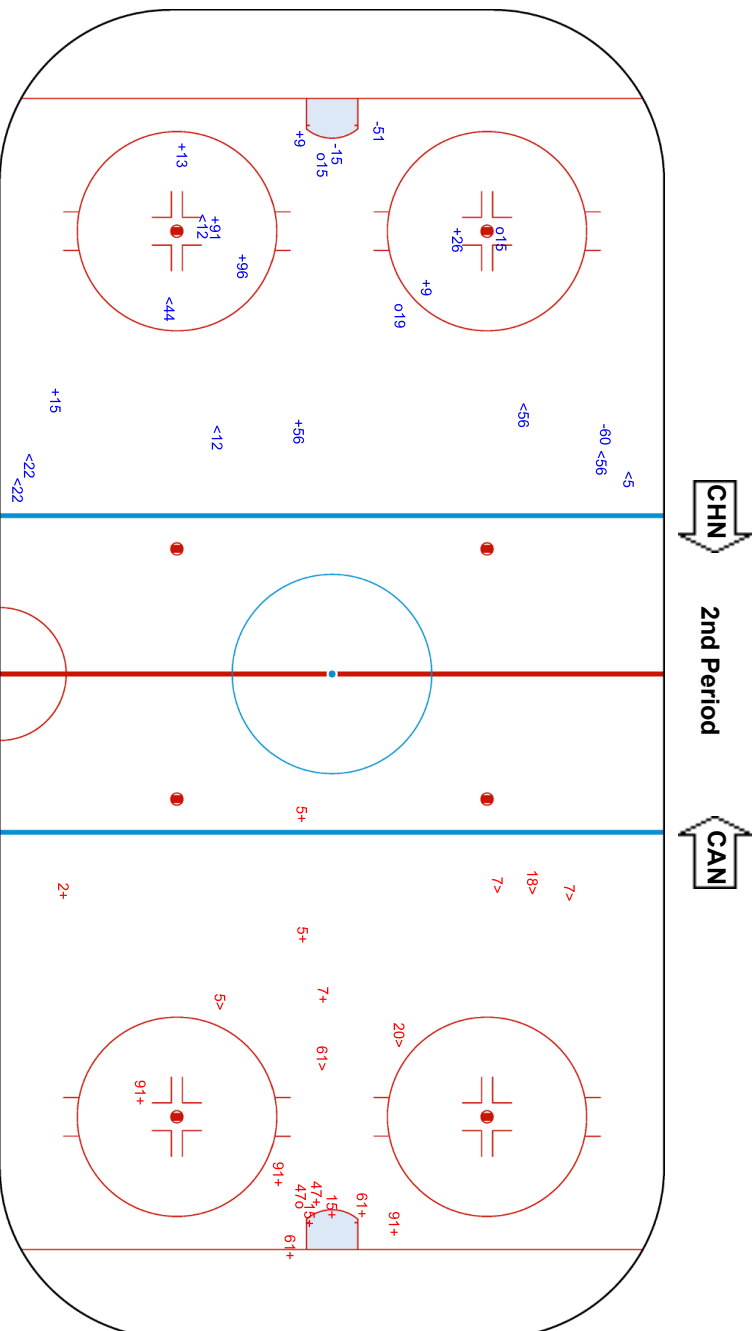
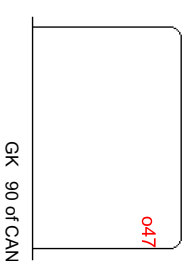
晋级资格赛, 比赛 22 / Phase finale, qualifications, Match 22



Shots by CAN
 Goals (0): 3
 SSP (-): 8
 SSG (+): 8
 SPG (-): 3



Shots by CHN
 Goals (0): 1
 SSP (-): 6
 SSG (+): 12
 SPG (-): 0





National Indoor Stadium
 国家体育馆
 Palais national omnisports
TUE 15 FEB 2022
 Start Time 21:10

Ice Hockey
 冰球 / Hockey sur glace
Men
 男子 / Hommes
Qualification Play-off, Game 22
 晋级资格赛, 比赛 22 / Phase finale, qualifications, Match 22

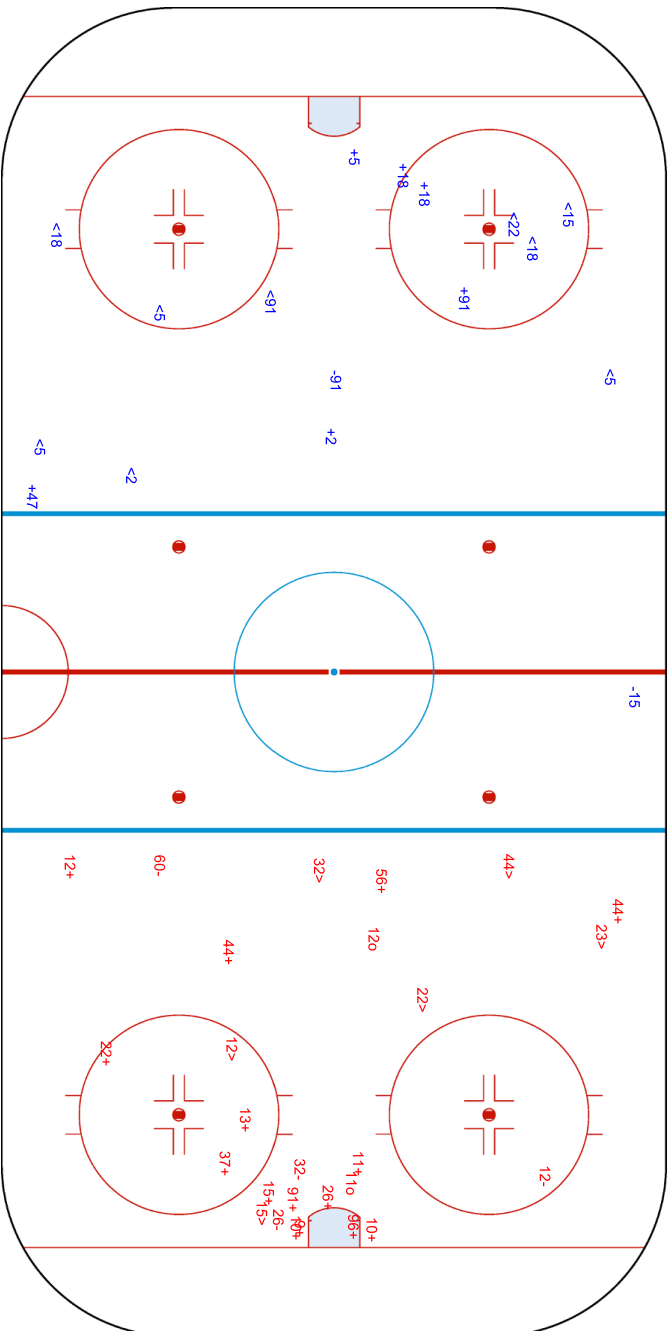


Shots by CHN
 Goals (0): 0
 SSP (-): 9

Shots by CAN
 Goals (0): 2
 SSP (-): 6

SSG (+): 6
 SPG (-): 2

SSG (+): 15
 SPG (-): 4



GK 90 of CAN

GK 1 of CHN

Legend:	GK	Goalkeeper	SPG	Shots past goal	SSG	Shots saved by goalkeeper	SSP	Shots saved by player
---------	----	------------	-----	-----------------	-----	---------------------------	-----	-----------------------





Face-off Chart

争球表 / Statistiques des mises en jeu

CAN - CHN

1st PERIOD

	CAN		CHN		CAN		CHN		
	Def. zone	Att. zone	Neutral zone		Att. zone	Def. zone			
	- 27	+ 20	+ 12	- 20	+ 91	- 47			
	+ 12	- 91	+ 12	- 91	+ 91	- 47			
	- 10	+ 91	+ 51	- 91	+ 12	- 20			
	+ 51	- 91	+ 9	- 20	- 9	+ 47			
	- 10	+ 20	+ 15	- 91	- 12	+ 20			
	+ 10	- 20			+ 12	- 20			
					+ 9	- 91			
					+ 12	- 20			
					+ 12	- 47			
					- 12	+ 47			
					- 12	+ 47			
Total wins / period	3 / 50%	3 / 50%	5 / 100%	0 / 0%	7 / 64%	4 / 36%	Total wins all zones		
							CAN	CHN	
							15 / 68%	7 / 32%	

2nd PERIOD

	CAN		CHN		CAN		CHN		
	Def. zone	Att. zone	Neutral zone		Att. zone	Def. zone			
	+ 19	- 47	- 12	+ 20	- 27	+ 91			
	+ 27	- 20	- 15	+ 91	- 51	+ 47			
	+ 10	- 20	+ 12	- 91	- 12	+ 20			
	- 51	+ 91	+ 12	- 20	+ 10	- 47			
	+ 91	- 47	- 12	+ 20	+ 19	- 91			
	- 12	+ 20	+ 19	- 91	+ 19	- 91			
	+ 12	- 20			+ 15	- 47			
	+ 10	- 15			+ 19	- 91			
	- 9	+ 20							
Total wins / period	6 / 67%	3 / 33%	3 / 50%	3 / 50%	5 / 63%	3 / 37%	Total wins all zones		
							CAN	CHN	
							14 / 61%	9 / 39%	

3rd PERIOD

	CAN		CHN		CAN		CHN		
	Def. zone	Att. zone	Neutral zone		Att. zone	Def. zone			
	- 51	+ 47	- 10	+ 47	- 27	+ 20			
	- 10	+ 20	+ 51	- 20	+ 12	- 91			
	+ 10	- 20	- 51	+ 20	+ 12	- 20			
	+ 10	- 20	- 19	+ 20	+ 10	- 47			
	+ 9	- 91	+ 51	- 91	+ 15	- 47			
	- 51	+ 91			+ 15	- 91			
	+ 10	- 47			+ 12	- 47			
	+ 91	- 91			+ 9	- 47			
	+ 15	- 20			- 12	+ 20			
	- 15	+ 20			+ 9	- 47			
Total wins / period	6 / 60%	4 / 40%	2 / 40%	3 / 60%	8 / 80%	2 / 20%	Total wins all zones		
							CAN	CHN	
							16 / 64%	9 / 36%	

TOTAL



Total wins / game	CAN	CHN	CAN	CHN	CAN	CHN	Total wins all zones	
	Def. zone	Att. zone	Neutral zone		Att. zone	Def. zone	CAN	CHN
	15 / 60%	10 / 40%	10 / 63%	6 / 37%	20 / 69%	9 / 31%	45 / 64%	25 / 36%

HEAD TO HEAD

No.	CHN				Tot.	wins CAN	Dz	Nz	Az
	15	20	47	91					
CAN	9	1 - 1	2 - 1	2 - 0	7	5 71%	1 50%	1 100%	3 75%
	10	1 - 0	4 - 2	3 - 1	12	8 67%	6 67%	0 0%	2 100%
	12	7 - 6	2 - 2	4 - 0	21	13 62%	2 67%	4 67%	7 58%
	15	1 - 1	2 - 0	2 - 1	7	5 71%	1 50%	1 50%	3 100%
	19	0 - 1	1 - 0	4 - 0	6	5 83%	1 100%	1 50%	3 100%
	27	1 - 2		0 - 1	4	1 25%	1 50%		0 0%
	51	1 - 1	0 - 2	3 - 2	9	4 44%	1 25%	3 75%	0 0%
	91		3 - 0	1 - 0	4	4 100%	2 100%		2 100%
	Tot.	1	29	19	21	70	45 64%	15 60%	10 63%
wins CHN	0 0%	14 48%	6 32%	5 24%	25 36%				
Dz		4 50%	4 29%	1 14%	9 31%				
Nz		4 50%	1 100%	1 14%	6 37%				
Az	0 0%	6 46%	1 25%	3 43%	10 40%				

Legend:

Az Attacking zone **Dz** Defending zone **No.** Jersey number **Nz** Neutral zone **Tot.** Total face-offs played



Line-Ups

阵容 / Composition des équipes

USA - SVK

Referees

20 BJORK Tobias (SWE) , 45 GOFMAN Roman (RUS)

Linespersons

68 McCRANK Dustin (CAN) , 84 SHALAGIN Nikita (RUS)

Goalkeepers

Team: USA

No.	Name
29	COMMESSO Drew
31	MANN Strauss

Team: SVK

No.	Name
24	RYBAR Patrik
42	KONRAD Branislav

Team Line-ups

Team: USA (Blue)

No.	Pos.	Name
20	D	KAMPFER Steven
42	D	NESS Aaron +A
11	F	AGOSTINO Kenny
21	F	O'NEILL Brian
51	F	MIELE Andy +C
14	D	FABER Brock
23	D	COOPER Brian
10	F	BENIERS Matty
16	F	ABRUZZESE Nick
67	F	KNIES Matt
5	D	WARSOFSKY David
6	D	PERBIX Nick
26	F	FARRELL Sean
27	F	CATES Noah +A
39	F	MEYERS Ben
4	D	HELLESON Drew
12	F	HENTGES Sam
13	F	SMITH Nathan
19	F	BRISSEON Brendan
37	F	SHORE Nick

Head Coach: QUINN David

NOT DRESSED:

8	D	SANDERSON Jake
25	F	McLAUGHLIN Marc
35	GK	NAGLE Pat
89	F	ABDELKADER Justin

Team: SVK (White)

No.	Pos.	Name
14	D	CERESNAK Peter +A
65	D	CAJKOVSKY Michal
27	F	HRIVIK Marek +C
34	F	CEHLARIK Peter +A
49	F	TAKAC Samuel
44	D	ROSANDIC Mislav
52	D	MARINCIN Martin
13	F	JURCO Tomas
79	F	HUDACEK Libor
88	F	POSPISIL Kristian
22	D	KNAZKO Samuel
28	D	GERNAT Martin
12	F	KELEMEN Milos
19	F	KRISTOF Michal
25	F	ZUZIN Peter
5	D	NEMEC Simon
20	F	SLAFKOVSKY Juraj
40	F	ROMAN Milos
56	F	DANO Marko
87	F	REGENDA Pavol

Head Coach: RAMSAY Craig

NOT DRESSED:

30	GK	TOMEK Matej
71	D	DALOGA Marek
89	F	HOLESINSKY Adrian

Legend:

+A	Assistant Captain	+C	Captain	D	Defender	F	Forward
No.	Jersey number	Pos.	Position				



Graphical Line-ups

阵容图 / Alignments

USA - SVK

Referees

20 BJORK Tobias (SWE) , 45 GOFMAN Roman (RUS)

Linespersons

68 McCRANK Dustin (CAN) , 84 SHALAGIN Nikita (RUS)

Team: USA - United States (Blue)

Head Coach: QUINN David

29 COMMESSO Drew		
S1 31 MANN Strauss		
S3 42 NESS Aaron +A	S2 20 KAMPFER Steven	
S4 11 AGOSTINO Kenny	S6 51 MIELE Andy +C	S5 21 O'NEILL Brian
23 COOPER Brian		14 FABER Brock
67 KNIES Matt	10 BENIERS Matty	16 ABRUZZESE Nick
5 WARSOFSKY David		6 PERBIX Nick
27 CATES Noah +A	39 MEYERS Ben	26 FARRELL Sean
4 HELLESON Drew		37 SHORE Nick
19 BRISSON Brendan	13 SMITH Nathan	12 HENTGES Sam

Team: SVK - Slovakia (White)

Head Coach: RAMSAY Craig

S1 24 RYBAR Patrik		
42 KONRAD Branislav		
S3 65 CAJKOVSKY Michal	S2 14 CERESNAK Peter +A	
S5 34 CEHLARIK Peter +A	S4 27 HRIVIK Marek +C	S6 49 TAKAC Samuel
52 MARINCIN Martin		44 ROSANDIC Mislav
88 POSPISIL Kristian	79 HUDACEK Libor	13 JURCO Tomas
22 KNAZKO Samuel		28 GERNAT Martin
25 ZUZIN Peter	19 KRISTOF Michal	12 KELEMEN Milos
5 NEMEC Simon		56 DANO Marko
20 SLAFKOVSKY Juraj	40 ROMAN Milos	87 REGENDA Pavol

Legend:

+A Assistant Captain +C Captain Sn Starting position



Game Summary

比赛总结 / Résumé du match

USA - SVK 2 - 3 (1 - 1, 1 - 0, 0 - 1, 0 - 0, 0 - 1)

Spectators	Referees	Linespersons
1059	20 BJORK Tobias (SWE) , 45 GOFMAN Roman (RUS)	68 McCRANK Dustin (CAN) , 84 SHALAGIN Nikita (RUS)

Team Statistics

Period	Score	SVS	SOG	PIM	TPP	PPG	SHG
1	1 : 1	7 : 9	10 : 8	0 : 0	00:00 : 00:00	0 : 0	0 : 0
2	1 : 0	13 : 5	6 : 13	2 : 4	01:00 : 00:00	0 : 0	0 : 0
3	0 : 1	10 : 12	12 : 11	0 : 6	05:38 : 00:00	0 : 0	0 : 0
OT	0 : 0	4 : 7	7 : 4	0 : 0	00:00 : 00:00	0 : 0	0 : 0
PSS	0 : 1	0 : 0	0 : 1	0 : 0	00:00 : 00:00	0 : 0	0 : 0
Total	2 : 3	34 : 33	35 : 37	2 : 10	06:38 : 00:00	0 : 0	0 : 0

1st Period

Action	Time	ET/Res	Team	Type	No.	Name	(G)	Name of Assistant(s) / Action Description
GK	00:00		SVK		24	RYBAR P		- Goalkeeper in
GK	00:00		USA		31	MANN S		- Goalkeeper in
Goal	11:45	0 : 1	SVK	EQ	20	SLAFKOVSKY J	(5)	14 CERESNAK P On Ice USA 31 11 13 14 19 42 87 REGENDA P SVK 24 14 20 40 65 87
Goal	19:14	1 : 1	USA	EQ	16	ABRUZZESE N	(1)	10 BENIERS M On Ice USA 31 10 11 16 20 23 20 KAMPFER S SVK 24 13 14 27 34 65

2nd Period

Action	Time	ET/Res	Team	Type	No.	Name	(G)	Name of Assistant(s) / Action Description
Goal	28:56	2 : 1	USA	EQ	12	HENTGES S	(1)	6 PERBIX N On Ice USA 31 6 12 13 19 42 13 SMITH N SVK 24 12 19 22 25 28
Penalty	34:35	36:35	USA	2 min.	10	BENIERS M		- Slashing
Penalty	34:35	36:35	SVK	2 min.	79	HUDACEK L		- Slashing
Penalty	39:00	41:00	SVK	2 min.	22	KNAZKO S		- Delaying the Game

3rd Period

Action	Time	ET/Res	Team	Type	No.	Name	(G)	Name of Assistant(s) / Action Description
Penalty	43:59	45:59	SVK	2 min.	28	GERNAT M		- Tripping
Time-out	44:37		USA					
Penalty	44:37	46:37	SVK	2 min.	24	RYBAR P		- Delaying the Game / Served by: 34 CEHLARIK P
Penalty	55:39	57:39	SVK	2 min.	49	TAKAC S		- High Sticking
Time-out	58:27		SVK					
GK	58:27		SVK					24 RYBAR P - Goalkeeper out
Goal	59:16	2 : 2	SVK	EQ EA	27	HRIVIK M	(2)	65 CAJKOVSKY M On Ice USA 31 14 27 39 42 67 79 HUDACEK L SVK 14 20 27 34 65 79
GK	59:16		SVK		24	RYBAR P		- Goalkeeper in

Overtime

No game actions in this period

Action	Time	ET/Res	Team	Type	No.	Name	(G)	Name of Assistant(s) / Action Description
GK	70:00		USA					31 MANN S - Goalkeeper out
GK	70:00		SVK					24 RYBAR P - Goalkeeper out

Penalty-Shot Shootout

Action	Time	Result	Team	No.	Name	(G)	Action Description	Goalkeeper
		0 : 0	USA	19	BRISSON B		- Saved by the goalkeeper	24 RYBAR P (SVK)
		0 : 0	SVK	79	HUDACEK L		- Saved by the goalkeeper	31 MANN S (USA)
		0 : 0	USA	26	FARRELL S		- Saved by the goalkeeper	24 RYBAR P (SVK)
		0 : 0	SVK	65	CAJKOVSKY M		- Saved by the goalkeeper	31 MANN S (USA)
		0 : 0	USA	67	KNIES M		- Missed (left)	24 RYBAR P (SVK)
		0 : 0	SVK	19	KRISTOF M		- Saved by the goalkeeper	31 MANN S (USA)
		0 : 0	USA	13	SMITH N		- Saved by the goalkeeper	24 RYBAR P (SVK)



Action	Time	Result	Team	No.	Name	(G)	Action Description	Goalkeeper
		0 : 1	SVK	34	CEHLARIK P		- Scored	31 MANN S (USA)
		0 : 1	USA	51	MIELE A		- Saved by the goalkeeper	24 RYBAR P (SVK)
GWG	70:00	0 : 1	SVK	34	CEHLARIK P			

Goalkeeper Records

Team : USA - United States

Team : SVK - Slovakia

No.	Name	SOG	SVS	MIP
31	MANN Strauss	36	34	70:00
29	COMMESSO Drew			

No.	Name	SOG	SVS	MIP
24	RYBAR Patrik	35	33	69:11
42	KONRAD Branislav			

Game Statistics

Team : USA (Blue)

Head Coach : QUINN David

No.	Pos.	Name	FO							Shots on Goal					+/-	Time on Ice							
			G	A	P	PIM	FO+	FO-	FO+/-	FO%	1	2	3	OT		TS	1	2	3	OT	TOT	SHF	AVG
11	F	AGOSTINO Kenny	0	0	0	0	0	0	0	0.00	0	2	1	0	3	0	5:22	6:15	7:28	1:29	20:34	29	0:42
20	D	KAMPFER Steven	0	1	1	0	0	0	0	0.00	0	0	3	1	4	+1	7:24	6:30	8:02	2:46	24:42	38	0:39
21	F	O'NEILL Brian	0	0	0	0	0	2	-2	0.00	1	0	0	0	1	0	5:23	3:53	0:00	0:00	9:16	11	0:50
42	D	NESS Aaron +A	0	0	0	0	0	0	0	0.00	1	0	0	0	1	-1	5:03	5:58	6:55	1:40	19:36	33	0:35
51	F	MIELE Andy +C	0	0	0	0	11	13	-2	45.83	0	0	0	0	0	0	4:35	6:03	7:21	2:41	20:40	29	0:42
10	F	BENIERS Matty	0	1	1	2	9	4	5	69.23	1	0	1	3	5	+1	6:39	5:01	5:06	3:11	19:57	26	0:46
14	D	FABER Brock	0	0	0	0	0	0	0	0.00	0	0	0	0	0	-2	7:57	7:25	7:11	3:12	25:45	36	0:42
16	F	ABRUZZESE Nick	1	0	1	0	0	0	0	0.00	2	0	1	1	4	+1	6:20	4:14	5:24	2:42	18:40	25	0:44
23	D	COOPER Brian	0	0	0	0	0	0	0	0.00	1	0	0	0	1	+1	6:41	7:12	6:16	0:00	20:09	28	0:43
67	F	KNIES Matt	0	0	0	0	0	0	0	0.00	1	0	0	0	1	-1	5:00	4:42	6:40	1:39	18:01	27	0:40
5	D	WARSOFSKY David	0	0	0	0	0	0	0	0.00	0	0	1	1	2	0	3:18	5:19	4:22	1:30	14:29	21	0:41
6	D	PERBIX Nick	0	1	1	0	0	0	0	0.00	0	1	0	0	1	+1	4:37	5:49	4:33	0:39	15:38	25	0:37
26	F	FARRELL Sean	0	0	0	0	0	0	0	0.00	0	0	0	1	1	0	5:39	5:35	6:33	2:36	20:23	30	0:40
27	F	CATES Noah +A	0	0	0	0	0	0	0	0.00	1	0	0	0	1	-1	4:19	4:09	4:37	1:45	14:50	27	0:32
39	F	MEYERS Ben	0	0	0	0	16	4	12	80.00	0	0	3	0	3	-1	3:58	4:53	7:07	2:35	18:33	27	0:41
4	D	HELLESON Drew	0	0	0	0	0	0	0	0.00	0	0	0	0	0	0	4:36	0:25	0:00	0:00	5:01	8	0:37
12	F	HENTGES Sam	1	0	1	0	0	0	0	0.00	0	1	0	0	1	+1	1:45	4:18	3:01	0:23	9:27	16	0:35
13	F	SMITH Nathan	0	1	1	0	3	1	2	75.00	1	0	0	0	1	0	4:34	2:48	3:31	0:37	11:30	17	0:40
19	F	BRISSON Brendan	0	0	0	0	0	0	0	0.00	1	2	2	0	5	0	4:33	4:59	3:24	0:00	12:56	15	0:51
37	F	SHORE Nick	0	0	0	0	0	0	0	0.00	0	0	0	0	0	0	1:10	1:28	1:36	0:00	4:14	7	0:36
29	GK	COMMESSO Drew	0	0	0	0					0	0	0	0	0								
31	GK	MANN Strauss	0	0	0	0					0	0	0	0	0								
Total			2	4	6	2	39	24	15	61.90	10	6	12	7	35								

Team : SVK (White)

Head Coach : RAMSAY Craig

No.	Pos.	Name	FO							Shots on Goal					+/-	Time on Ice							
			G	A	P	PIM	FO+	FO-	FO+/-	FO%	1	2	3	OT		TS	1	2	3	OT	TOT	SHF	AVG
14	D	CERESNAK Peter +A	0	1	1	0	0	0	0	0.00	0	3	1	0	4	+1	6:30	7:43	8:20	2:34	25:07	35	0:43
27	F	HRIVIK Marek +C	1	0	1	0	12	14	-2	46.15	0	0	1	0	1	0	5:16	6:12	7:26	3:20	22:14	32	0:41
34	F	CEHLARIK Peter +A	0	0	0	0	0	0	0	0.00	1	1	0	0	2	0	5:18	5:27	6:52	3:22	20:59	32	0:39
49	F	TAKAC Samuel	0	0	0	2	0	1	-1	0.00	0	0	0	1	1	0	4:50	4:35	2:08	1:02	12:35	18	0:41
65	D	CAJKOVSKY Michal	0	1	1	0	0	0	0	0.00	0	1	1	1	3	+1	6:29	6:48	6:25	2:08	21:50	34	0:38
13	F	JURCO Tomas	0	0	0	0	0	0	0	0.00	0	1	0	0	1	-1	6:00	4:16	3:48	0:38	14:42	23	0:38
44	D	ROSANDIC Mislav	0	0	0	0	0	0	0	0.00	1	2	0	0	3	0	6:20	6:06	6:46	1:51	21:03	34	0:37
52	D	MARINCIN Martin	0	0	0	0	0	0	0	0.00	0	0	0	0	0	0	7:09	7:12	8:18	1:47	24:26	34	0:43
79	F	HUDACEK Libor	0	1	1	2	3	6	-3	33.33	0	2	1	1	4	+1	4:49	4:31	4:26	2:17	16:03	23	0:41
88	F	POSPISIL Kristian	0	0	0	0	1	1	0	50.00	1	0	1	1	3	0	4:51	5:09	4:02	2:23	16:25	23	0:42
12	F	KELEMEN Milos	0	0	0	0	0	0	0	0.00	0	0	0	0	0	-1	4:09	3:52	2:51	0:00	10:52	18	0:36
19	F	KRISTOF Michal	0	0	0	0	3	11	-8	21.43	0	0	0	0	0	-1	4:52	4:14	4:45	2:07	15:58	23	0:41
22	D	KNAZKO Samuel	0	0	0	2	0	0	0	0.00	1	0	3	0	4	-1	6:27	7:04	4:02	0:00	17:33	24	0:43
25	F	ZUZIN Peter	0	0	0	0	0	0	0	0.00	1	0	1	0	2	-1	5:20	3:43	3:00	0:05	12:08	18	0:40
28	D	GERNAT Martin	0	0	0	2	0	0	0	0.00	0	0	1	0	1	-1	7:00	5:34	6:14	1:37	20:25	33	0:37



Head Coach : RAMSAY Craig										Shots on Goal					Time on Ice								
No.	Pos.	Name	G	A	P	PIM	FO+	FO-	FO+/-	FO%	1	2	3	OT	TS	+/-	1	2	3	OT	TOT	SHF	AVG
5	D	NEMEC Simon	0	0	0	0	0	0	0	0.00	0	0	0	0	0	0	0:00	0:00	0:00	0:00	0:00	0	0:00
20	F	SLAFKOVSKY Juraj	1	0	1	0	0	0	0	0.00	2	1	0	0	3	+2	4:30	5:10	5:22	2:55	17:57	22	0:48
40	F	ROMAN Milos	0	0	0	0	5	6	-1	45.45	0	2	1	0	3	+1	4:47	5:06	4:01	0:37	14:31	19	0:45
56	F	DANO Marko	0	0	0	0	0	0	0	0.00	0	0	0	0	0	0	0:00	0:00	0:00	0:00	0:00	0	0:00
87	F	REGENDA Pavol	0	1	1	0	0	0	0	0.00	1	0	0	0	1	+1	4:54	3:53	4:32	0:58	14:17	19	0:45
24	GK	RYBAR Patrik	0	0	0	2					0	0	0	0	0								
42	GK	KONRAD Branislav	0	0	0	0					0	0	0	0	0								
Total			2	4	6	10	24	39	-15	38.10	8	13	11	4	36								

Legend:

(G) Goals in tournament	+/- Plus/minus net	+A Assistant Captain	+C Captain
A Assists	AVG Average time on ice / shift	D Defender	EA Extra attacker
EQ Equal strength	ET/Res Penalty end time/Result of game	F Forward	FO% Face-offs won as percentage
FO+ Face-offs won	FO- Face-offs lost	FO+/- Face-offs net	G Goals
GK Goalkeeper	GWG Game winning goal	MIP Minutes in play (GK)	No. Jersey number
OT Overtime	P Points	PIM Penalties in minutes	Pos. Position
PPG Power play goals	PSS Penalty-Shot Shootout	SHF Number of shifts	SHG Shorthanded goals
SOG Shots on goal	SVS Saves	TOT Total	TTP Time on power play
TS Total shots			



National Indoor Stadium
 国家体育馆
 Palais national omnisports

WED 16 FEB 2022
 Start Time 12:10

Ice Hockey
 冰球 / Hockey sur glace

Men
 男子 / Hommes

Play-offs Quarterfinals, Game 23
 1/4决赛 比赛 23 / Phase finale, quarts de finale, Match 23



Shot Chart
 射门表 / Analyse des tirs

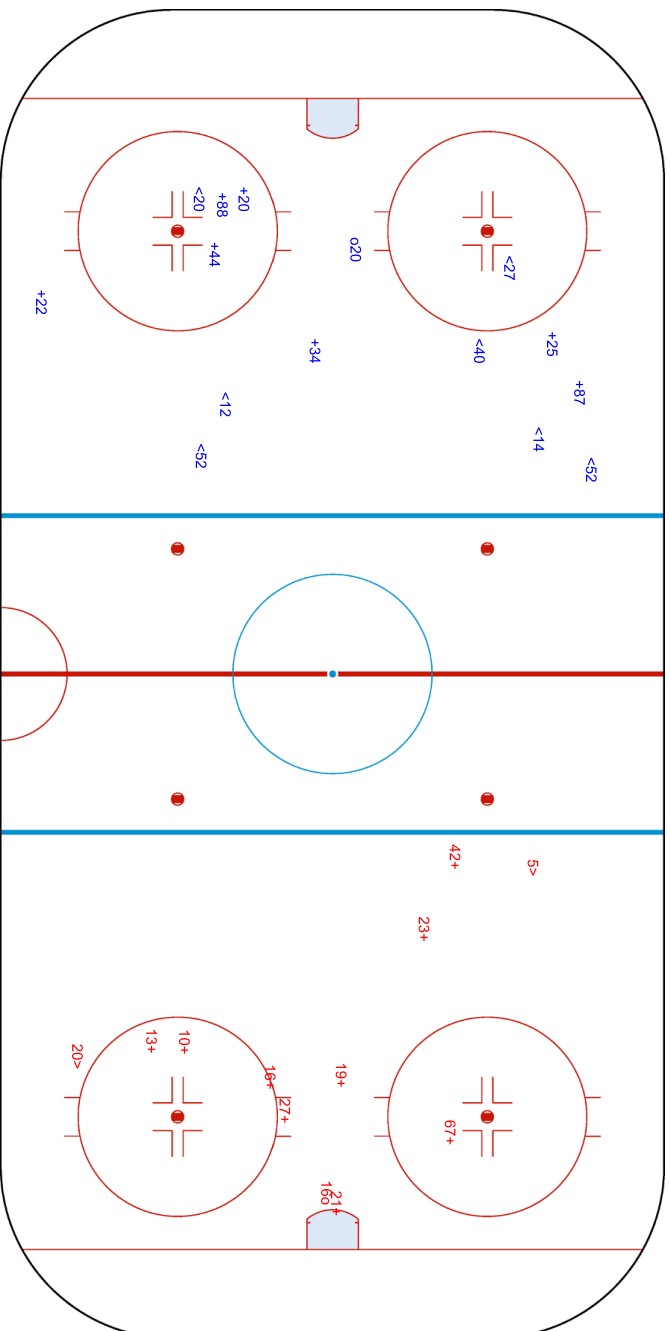
USA - SVK

Shots by SVK
 Goals (G): 1
 SSP (-): 7
 SSG (+): 7
 SPG (-): 0

Shots by USA
 Goals (G): 1
 SSP (-): 2
 SSG (+): 9
 SPG (-): 0

GK 31 of USA
 020

GK 24 of SVK
 016





National Indoor Stadium
 国家体育馆
 Palais national omnisports

WED 16 FEB 2022
 Start Time 12:10

Ice Hockey
 冰球 / Hockey sur glace
Men
 男子 / Hommes

Play-offs Quarterfinals, Game 23
 1/4决赛 比赛 23 / Phase finale, quarts de finale, Match 23



Shots by USA
 Goals (o): 1
 SSP (-): 7

Shots by SVK
 Goals (o): 0
 SSP (-): 7

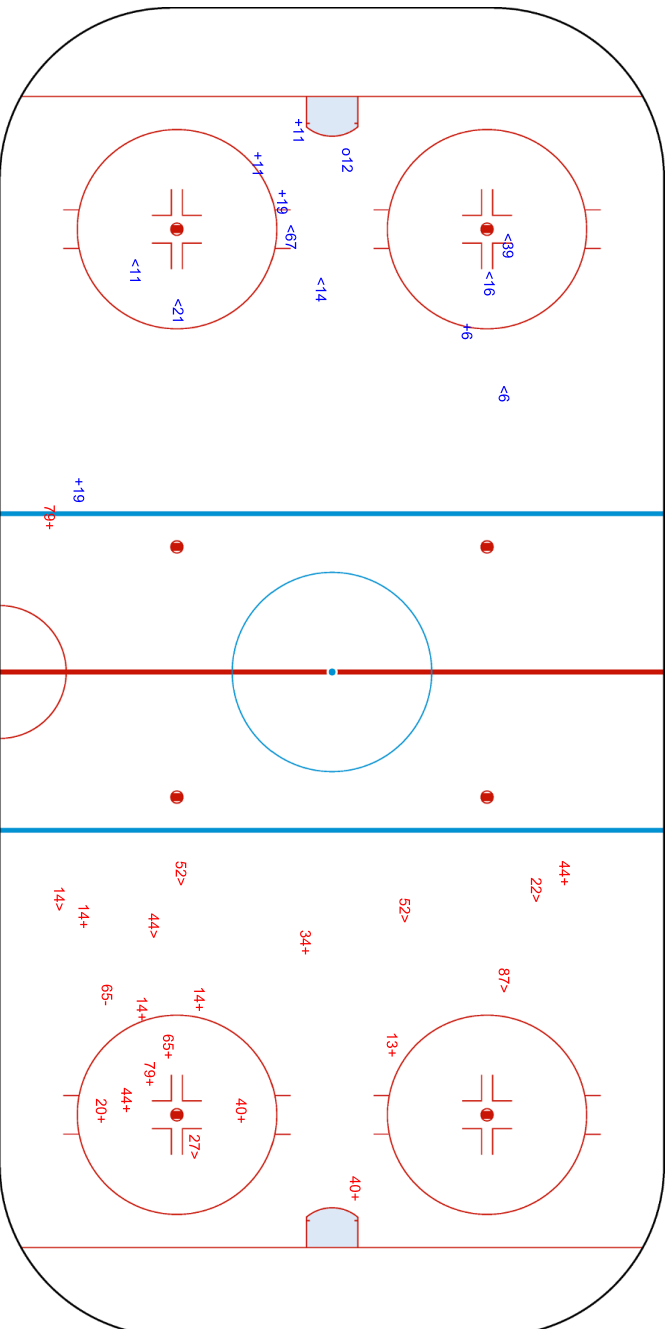
SSG (+): 5
 SPG (-): 0

SVK **2nd Period** **USA**

SSG (+): 13
 SPG (-): 1

GK 24 of SVK

012



GK 31 of USA



National Indoor Stadium
 国家体育馆
 Palais national omnisports

WED 16 FEB 2022
 Start Time 12:10

Ice Hockey
 冰球 / Hockey sur glace
Men
 男子 / Hommes

Play-offs Quarterfinals, Game 23
 1/4决赛 比赛 23 / Phase finale, quarts de finale, Match 23

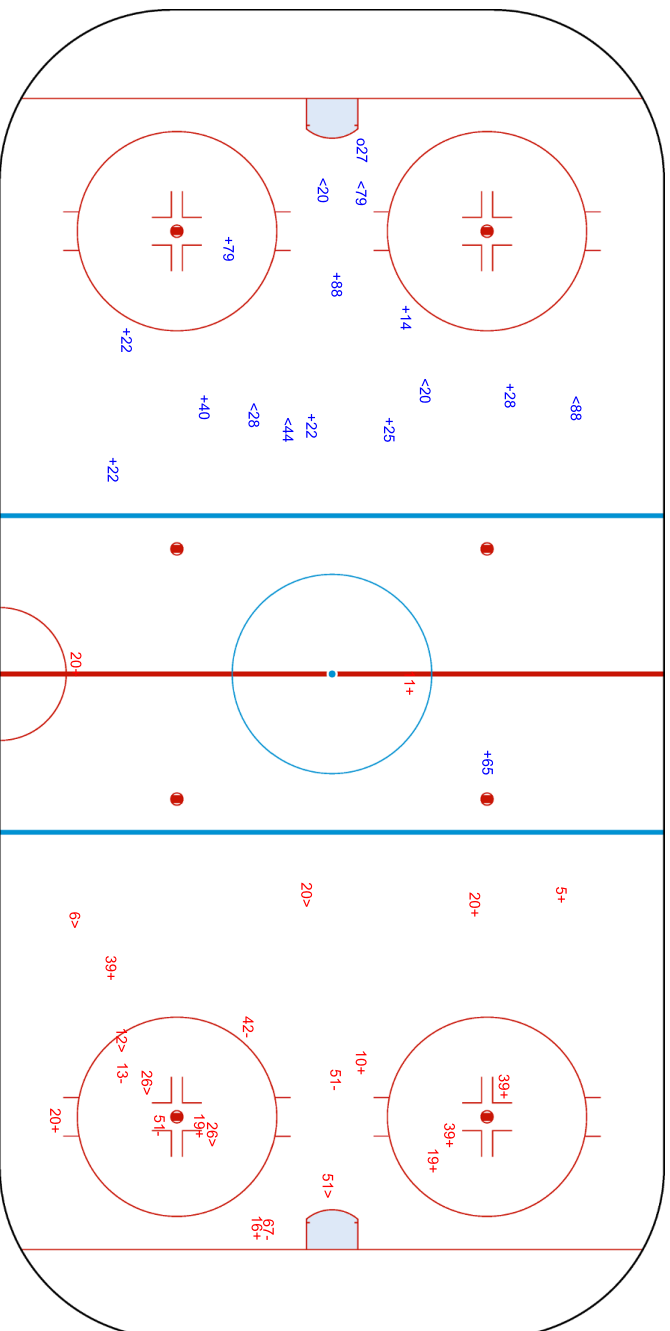


Shots by SVK
 Goals (0): 1
 SSP (-): 6
 SSG (+): 10
 SPG (-): 0

Shots by USA
 Goals (0): 0
 SSP (-): 6
 SSG (+): 12
 SPG (-): 5

GK 31 of USA

GK 24 of SVK





National Indoor Stadium
 国家体育馆
 Palais national omnisports

WED 16 FEB 2022
 Start Time 12:10

Ice Hockey
 冰球 / Hockey sur glace



Men
 男子 / Hommes
Play-offs Quarterfinals, Game 23
 1/4决赛 比赛 23 / Phase finale, quarts de finale, Match 23

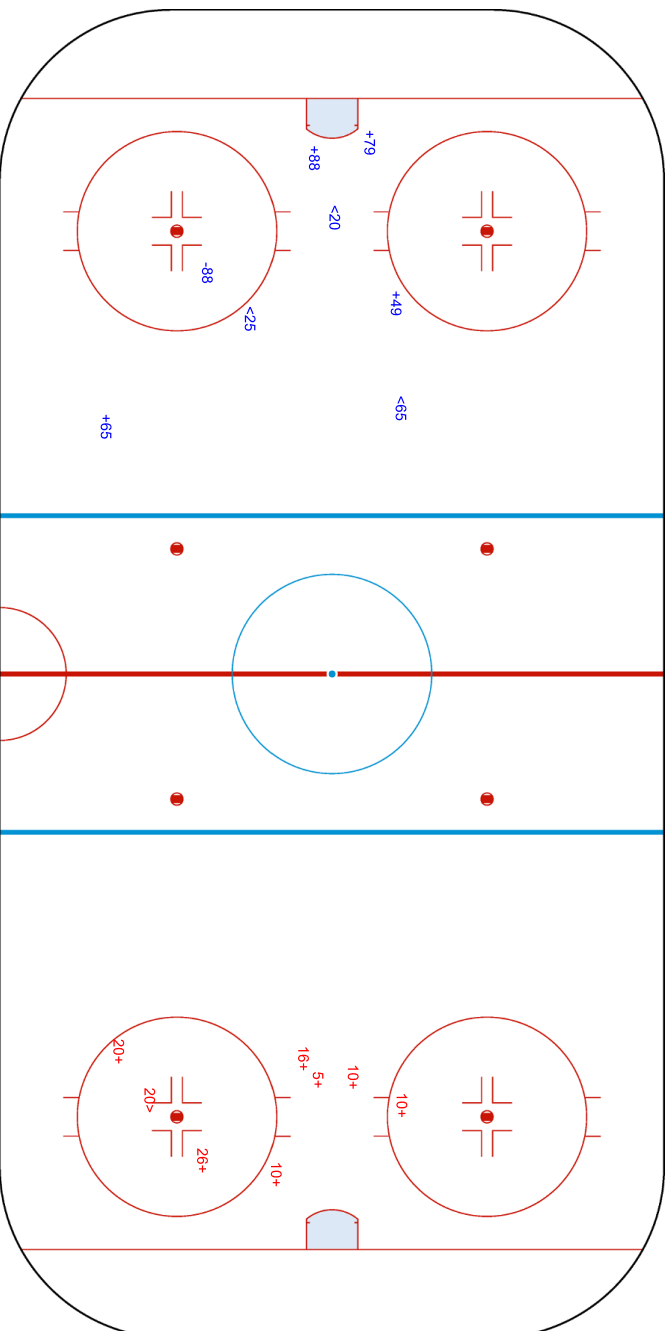
Shots by SVK
 Goals (0): 0
 SSP (-): 3
 SSG (+): 4
 SPG (-): 1

USA **Overtime** **SVK**

Shots by USA
 Goals (0): 0
 SSP (-): 1
 SSG (+): 7
 SPG (-): 0

GK 31 of USA

GK 24 of SVK



Legend:	GK	Goalkeeper	SPG	Shots past goal	SSG	Shots saved by goalkeeper	SSP	Shots saved by player
---------	----	------------	-----	-----------------	-----	---------------------------	-----	-----------------------



IHOMTEAM6-----QFNL000100--_77A v5.0

Report Created WED 16 FEB 2022 14:50



Page 4/4



Face-off Chart

争球表 / Statistiques des mises en jeu

USA - SVK

1st PERIOD

	USA		SVK		USA		SVK		
	Def. zone	Att. zone	Neutral zone	Neutral zone	Att. zone	Def. zone	Def. zone	Att. zone	
	+ 39	- 19	- 51	+ 27	+ 39	- 19	+ 39	- 19	Total wins all zones
	- 51	+ 27	+ 39	- 40	+ 13	- 19	+ 10	- 27	
	+ 39	- 19	+ 39	- 19	+ 10	- 27	+ 10	- 79	
			- 51	+ 27	+ 39	- 19	+ 39	- 19	
			+ 10	- 79	+ 51	- 27	- 51	+ 27	
Total wins / period	2 / 67%	1 / 33%	3 / 60%	2 / 40%	6 / 86%	1 / 14%	11 / 73%	4 / 27%	

2nd PERIOD

	USA		SVK		USA		SVK		
	Def. zone	Att. zone	Neutral zone	Neutral zone	Att. zone	Def. zone	Def. zone	Att. zone	
	- 51	+ 27	- 21	+ 27	- 10	+ 40			Total wins all zones
	+ 51	- 27	+ 10	- 79					
	- 39	+ 88	+ 39	- 19					
	+ 51	- 40	- 21	+ 40					
	+ 10	- 27	+ 10	- 79					
	+ 51	- 27	+ 39	- 19					
	- 10	+ 79	+ 39	- 27					
	+ 51	- 27							
	- 51	+ 27							
	+ 51	- 40							
Total wins / period	6 / 60%	4 / 40%	5 / 71%	2 / 29%	0 / 0%	1 / 100%	11 / 61%	7 / 39%	

3rd PERIOD

	USA		SVK		USA		SVK		
	Def. zone	Att. zone	Neutral zone	Neutral zone	Att. zone	Def. zone	Def. zone	Att. zone	
	+ 10	- 27	- 39	+ 27	+ 39	- 40			Total wins all zones
	- 10	+ 27	- 13	+ 79	- 39	+ 40			
	+ 39	- 27	+ 13	- 79	+ 51	- 40			
	+ 51	- 79	- 51	+ 79	- 51	+ 40			
	+ 39	- 27	+ 51	- 19	+ 39	- 27			
	- 39	+ 27			+ 39	- 27			
					+ 13	- 19			
					- 10	+ 19			
					+ 51	- 40			
					- 51	+ 40			
					- 51	+ 27			
					- 51	+ 19			
Total wins / period	4 / 67%	2 / 33%	2 / 40%	3 / 60%	6 / 50%	6 / 50%	12 / 52%	11 / 48%	

OVERTIME



	USA		SVK		USA		SVK		Total wins all zones
	Def. zone	Att. zone	Neutral zone		Att. zone	Def. zone			
	- 51	+ 27	+ 10	- 27	- 51	+ 19	+ 39	- 49	
			+ 10	- 27	+ 39	- 88			
Total wins / period	0 / 0%	1 / 100%	3 / 100%	0 / 0%	2 / 67%	1 / 33%	5 / 71%	2 / 29%	

TOTAL

	USA		SVK		USA		SVK		Total wins all zones
	Def. zone	Att. zone	Neutral zone		Att. zone	Def. zone			
Total wins / game	12 / 60%	8 / 40%	13 / 65%	7 / 35%	14 / 61%	9 / 39%	39 / 62%	24 / 38%	

HEAD TO HEAD

	No.	SVK					Tot.	wins USA	Dz	Nz	Az	
		19	27	40	49	79						88
USA	10	0 - 1	5 - 1	0 - 1		4 - 1	13	9 69%	2 50%	5 100%	2 50%	
	13	2 - 0				1 - 1	4	3 75%		1 50%	2 100%	
	21		0 - 1	0 - 1			2	0 0%		0 0%		
	39	7 - 0	5 - 2	2 - 1	1 - 0		1 - 1	20	16 80%	4 67%	5 83%	7 88%
	51	2 - 2	4 - 8	4 - 2		1 - 1	24	11 46%	6 60%	2 40%	3 33%	
	Tot.	14	26	11	1	9	2	63	39 62%	12 60%	13 65%	14 61%
	wins SVK	3 21%	12 46%	5 45%	0 0%	3 33%	1 50%	24 38%				
	Dz	3 43%	2 33%	4 57%	0 0%	0 0%	0 0%	9 39%				
	Nz	0 0%	4 57%	1 50%		2 33%		7 35%				
	Az	0 0%	6 46%	0 0%		1 50%	1 100%	8 40%				

Legend:

Az Attacking zone **Dz** Defending zone **No.** Jersey number **Nz** Neutral zone **Tot.** Total face-offs played



Line-Ups

阵容 / Composition des équipes

ROC - DEN

Referees

24 CAMPBELL Michael (CAN) , 9 FRANO Martin (CZE)

Linespersons

64 MALMQVIST Andreas (SWE) , 50 ONDRACEK Jiri (CZE)

Goalkeepers

Team: ROC

No. Name

28 FEDOTOV Ivan
82 BILYALOV Timur

Team Line-ups

Team: ROC (Red)

No. Pos. Name

57	D	NIKISHIN Alexander
89	D	NESTEROV Nikita
22	F	GALIEV Stanislav
76	F	CHIBISOV Andrei
87	F	SHIPACHYOV Vadim +C

4	D	YELESIN Alexander
44	D	YAKOVLEV Yegor +A
55	F	TKACHYOV Vladimir
81	F	GRITSYUK Arseni
97	F	GUSEV Nikita

7	D	TELEGIN Sergei
27	D	VOINOV Vyacheslav
10	F	VORONKOV Dmitri
15	F	KARNAUKHOV Pavel
58	F	SLEPYSHEV Anton

43	D	SHARIPZYANOV Damir
11	F	ANDRONOV Sergei +A
16	F	PLOTNIKOV Sergei
25	F	GRIGORENKO Mikhail
94	F	SEMYONOV Kirill

Head Coach: ZHAMNOV Alexei

NOT DRESSED:

24 F KAYUMOV Artur
31 GK SAMONOV Alexander
72 D MINULIN Artyom

Team: DEN

No. Name

1 DICHOW Frederik
32 DAHM Sebastian

Team: DEN (White)

No. Pos. Name

25	D	LAURIDSEN Oliver +A
28	D	KRISTENSEN Emil
51	F	NIELSEN Frans +A
89	F	BOEDKER Mikkel
95	F	OLESEN Nick

15	D	LASSEN Matias
22	D	LAURIDSEN Markus
9	F	STORM Frederik
63	F	RUSSELL Patrick
93	F	REGIN Peter +C

47	D	LARSEN Oliver
48	D	JENSEN Nicholas B.
29	F	MADSEN Morten
50	F	BAU Mathias
72	F	MEYER Nicolai

2	D	BRUGGISSER Phillip
33	F	JAKOBSEN Julian
38	F	POULSEN Morten
40	F	JENSEN Jesper
42	F	AAGAARD Mikkel

Head Coach: EHLERS Heinz

NOT DRESSED:

16 F ASPERUP Matthias
17 F JENSEN Nicklas
31 GK GALBRAITH Patrick
41 D JENSEN AABO Jesper

Legend:

+A	Assistant Captain	+C	Captain	D	Defender	F	Forward
No.	Jersey number	Pos.	Position				



Graphical Line-ups 阵容图 / Alignments

ROC - DEN

Referees

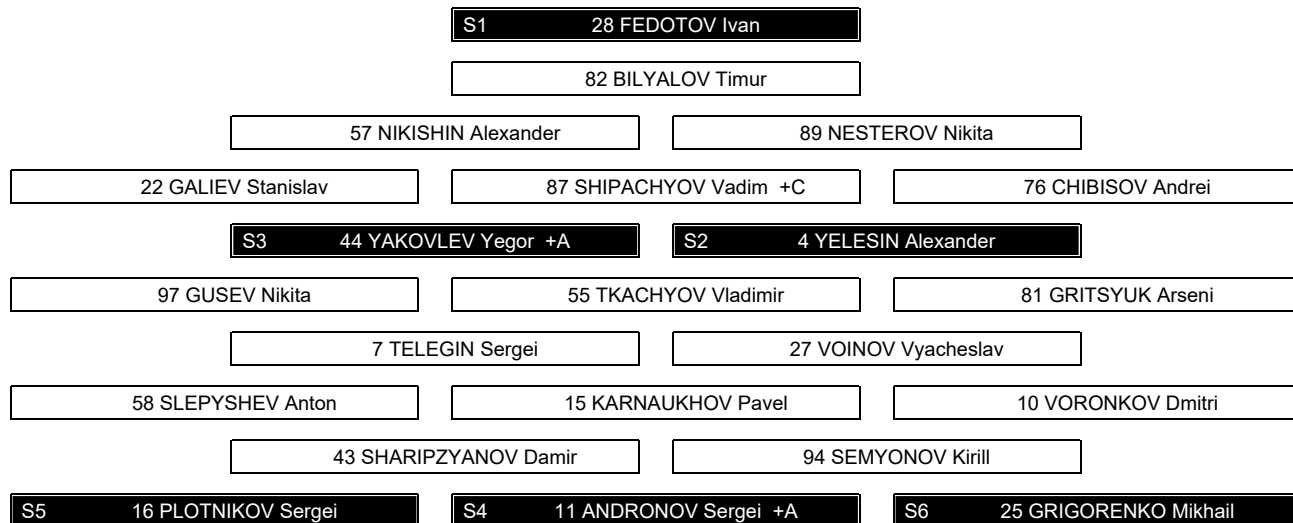
24 CAMPBELL Michael (CAN) , 9 FRANO Martin (CZE)

Linespersons

64 MALMQVIST Andreas (SWE) , 50 ONDRACEK Jiri (CZE)


Team: ROC - ROC (Red)

Head Coach: ZHAMNOV Alexei



Team: DEN - Denmark (White)

Head Coach: EHLERS Heinz



Legend:

+A Assistant Captain +C Captain Sn Starting position


Game Summary

比赛总结 / Résumé du match

REVISED
 16 FEB 16:14

ROC - DEN 3 - 1 (1 - 0, 1 - 1, 1 - 0)

Spectators	Referees	Linespersons
727	24 CAMPBELL Michael (CAN), 9 FRANO Martin (CZE)	64 MALMQVIST Andreas (SWE), 50 ONDRACEK Jiri (CZE)

Team Statistics

Period	Score	SVS	SOG	PIM	TPP	PPG	SHG
1	1 : 0	1 : 17	18 : 1	2 : 2	00:24 : 00:00	0 : 0	0 : 0
2	1 : 1	4 : 9	10 : 5	2 : 2	02:00 : 00:47	0 : 1	0 : 0
3	1 : 0	12 : 11	12 : 12	0 : 2	01:37 : 00:00	1 : 0	0 : 0
Total	3 : 1	17 : 37	40 : 18	4 : 6	04:01 : 00:47	1 : 1	0 : 0

1st Period

Action	Time	ET/Res	Team	Type	No.	Name	(G)	Name of Assistant(s) / Action Description
GK	00:00		ROC		28	FEDOTOV I		- Goalkeeper in
GK	00:00		DEN		32	DAHMS		- Goalkeeper in
Goal	13:01	1 : 0	ROC	EQ	87	SHIPACHYOV V	(1)	97 GUSEV N On Ice ROC 28 27 44 81 87 97 44 YAKOVLEV Y DEN 32 9 15 22 51 63
Penalty	19:23	21:23	DEN	2 min.	28	KRISTENSEN E		- Holding an opponent
Penalty	19:47	21:47	ROC	2 min.	76	CHIBISOV A		- Holding an opponent

2nd Period

Action	Time	ET/Res	Team	Type	No.	Name	(G)	Name of Assistant(s) / Action Description
Penalty	22:34	22:57	ROC	2 min.	16	PLOTNIKOV S		- Tripping
Goal	22:57	1 : 1	DEN	PP1	51	NIELSEN F	(2)	50 BAU M On Ice ROC 28 4 10 11 44 22 LAURIDSEN M DEN 32 22 50 51 63 89 *
Penalty	30:30	32:30	DEN	2 min.	93	REGIN P		- Hooking
Goal	34:36	2 : 1	ROC	EQ	89	NESTEROV N	(2)	97 GUSEV N On Ice ROC 28 55 57 81 89 97 81 GRITSYUK A DEN 32 47 48 51 89 95

3rd Period

Action	Time	ET/Res	Team	Type	No.	Name	(G)	Name of Assistant(s) / Action Description
Penalty	54:08	55:45	DEN	2 min.	33	JAKOBSEN J		- Hooking
Goal	55:45	3 : 1	ROC	PP1	27	VOINOV V	(1)	87 SHIPACHYOV V On Ice ROC 28 10 27 55 81 87 81 GRITSYUK A DEN 32 15 22 29 63 *
Time-out	58:05		DEN					
GK	58:05		DEN					32 DAHMS - Goalkeeper out
GK	59:13		DEN		32	DAHMS		- Goalkeeper in
GK	59:18		DEN					32 DAHMS - Goalkeeper out
GK	60:00		ROC					28 FEDOTOV I - Goalkeeper out

Goalkeeper Records
Team : ROC - ROC

No.	Name	SOG	SVS	MIP
28	FEDOTOV Ivan	18	17	60:00
82	BILYALOV Timur			

Team : DEN - Denmark

No.	Name	SOG	SVS	MIP
32	DAHMS Sebastian	40	37	58:10
1	DICHOW Frederik			

Game Statistics
Team : ROC (Red)

Head Coach : ZHAMNOV Alexei										Shots on Goal				Time on Ice								
No. Pos.	Name	G	A	P	PIM	FO+	FO-	FO+/-	FO%	1	2	3	OT	TS	+/-	1	2	3	OT	TOT	SHF	AVG
22	F GALIEV Stanislav	0	0	0	0	0	0	0	0.00	1	0	0			1	0	4:19	5:07	0:56	10:22	14	0:44
57	D NIKISHIN Alexander	0	0	0	0	0	0	0	0.00	2	1	0			3	+1	5:43	5:48	5:19	16:50	25	0:40
76	F CHIBISOV Andrei	0	0	0	2	0	0	0	0.00	0	0	0			0	0	5:16	4:35	4:03	13:54	20	0:41
87	F SHIPACHYOV Vadim +C	1	1	2	0	3	3	0	50.00	2	0	0			2	+1	5:14	7:04	5:22	17:40	21	0:50
89	D NESTEROV Nikita	1	0	1	0	0	0	0	0.00	1	2	1			4	+1	7:03	5:26	6:05	18:34	26	0:42
4	D YELESIN Alexander	0	0	0	0	0	0	0	0.00	0	0	0			0	0	6:13	5:51	7:15	19:19	27	0:42



Head Coach : ZHAMNOV Alexei										Shots on Goal				Time on Ice									
No.	Pos.	Name	G	A	P	PIM	FO+	FO-	FO+/-	FO%	1	2	3	OT	TS	+/-	1	2	3	OT	TOT	SHF	AVG
44	D	YAKOVLEV Yegor +A	0	1	1	0	0	0	0	0.00	2	0	0	2	2	+1	6:37	5:00	7:19		18:56	28	0:40
55	F	TKACHYOV Vladimir	0	0	0	0	7	8	-1	46.67	2	0	1	3	3	+1	5:44	5:37	4:29		15:50	23	0:41
81	F	GRITSYUK Arseni	0	2	2	0	0	0	0	0.00	1	0	0	1	1	+2	3:52	4:23	3:40		11:55	19	0:37
97	F	GUSEV Nikita	0	2	2	0	0	0	0	0.00	1	0	1	2	2	+2	5:43	6:00	4:18		16:01	21	0:45
7	D	TELEGIN Sergei	0	0	0	0	0	0	0	0.00	0	0	0	0	0	0	3:58	3:26	2:36		10:00	12	0:50
10	F	VORONKOV Dmitri	0	0	0	0	0	0	0	0.00	0	1	0	1	1	0	3:27	3:18	6:01		12:46	22	0:34
15	F	KARNAUKHOV Pavel	0	0	0	0	10	3	7	76.92	1	1	0	2	2	0	4:11	4:27	4:02		12:40	22	0:34
27	D	VOINOV Vyacheslav	1	0	1	0	0	0	0	0.00	2	1	5	8	8	+1	6:49	8:40	5:37		21:06	26	0:48
58	F	SLEPYASHEV Anton	0	0	0	0	0	0	0	0.00	2	0	1	3	3	0	5:13	4:00	5:55		15:08	19	0:47
11	F	ANDRONOV Sergei +A	0	0	0	0	5	4	1	55.56	0	0	1	1	1	0	4:57	3:05	4:18		12:20	18	0:41
16	F	PLOTNIKOV Sergei	0	0	0	2	0	0	0	0.00	0	1	0	1	1	0	5:04	4:32	6:51		16:27	21	0:47
25	F	GRIGORENKO Mikhail	0	0	0	0	0	1	-1	0.00	0	2	0	2	2	0	3:29	3:52	6:02		13:23	19	0:42
43	D	SHARIPZYANOV Damir	0	0	0	0	0	0	0	0.00	0	1	1	2	2	0	2:48	3:10	3:51		9:49	14	0:42
94	F	SEMYONOV Kirill	0	0	0	0	1	2	-1	33.33	1	0	1	2	2	0	2:58	3:25	5:36		11:59	13	0:55
28	GK	FEDOTOV Ivan	0	0	0	0					0	0	0	0	0								
82	GK	BILYALOV Timur	0	0	0	0					0	0	0	0	0								
Total			3	6	9	4	26	21	5	55.32	18	10	12	40									

Team : DEN (White)

Head Coach : EHLERS Heinz										Shots on Goal				Time on Ice									
No.	Pos.	Name	G	A	P	PIM	FO+	FO-	FO+/-	FO%	1	2	3	OT	TS	+/-	1	2	3	OT	TOT	SHF	AVG
25	D	LAURIDSEN Oliver +A	0	0	0	0	0	0	0	0.00	0	2	0	2	2	0	6:18	6:24	6:49		19:31	31	0:37
28	D	KRISTENSEN Emil	0	0	0	2	0	0	0	0.00	0	0	1	1	1	0	7:20	3:52	5:34		16:46	29	0:34
51	F	NIELSEN Frans +A	1	0	1	0	12	8	4	60.00	0	1	1	2	2	-2	5:33	7:13	6:55		19:41	33	0:35
89	F	BOEDKER Mikkel	0	0	0	0	0	0	0	0.00	0	0	1	1	1	-1	5:18	5:56	6:41		17:55	28	0:38
95	F	OLESEN Nick	0	0	0	0	0	0	0	0.00	0	0	0	0	0	-1	5:29	4:09	4:11		13:49	24	0:34
9	F	STORM Frederik	0	0	0	0	0	0	0	0.00	0	0	0	0	0	-1	6:23	4:10	6:47		17:20	25	0:41
15	D	LASSEN Matias	0	0	0	0	0	0	0	0.00	0	0	0	0	0	-1	8:09	8:05	6:28		22:42	41	0:33
22	D	LAURIDSEN Markus	0	1	1	0	0	0	0	0.00	0	1	1	2	2	-1	5:33	7:02	7:59		20:34	38	0:32
63	F	RUSSELL Patrick	0	0	0	0	0	0	0	0.00	1	0	4	5	5	-1	6:42	8:21	6:24		21:27	33	0:39
93	F	REGIN Peter +C	0	0	0	2	3	8	-5	27.27	0	0	1	1	1	0	5:30	6:14	6:03		17:47	26	0:41
29	F	MADSEN Morten	0	0	0	0	3	4	-1	42.86	0	0	0	0	0	0	4:18	2:31	3:02		9:51	17	0:34
47	D	LARSEN Oliver	0	0	0	0	0	0	0	0.00	0	0	1	1	1	-1	6:44	4:14	6:15		17:13	27	0:38
48	D	JENSEN Nicholas B.	0	0	0	0	0	0	0	0.00	0	0	1	1	1	-1	4:50	9:44	6:24		20:58	35	0:35
50	F	BAU Mathias	0	1	1	0	0	0	0	0.00	0	0	0	0	0	0	3:47	3:49	5:34		13:10	22	0:35
72	F	MEYER Nicolai	0	0	0	0	0	0	0	0.00	0	1	0	1	1	0	4:27	1:56	0:00		6:23	12	0:31
2	D	BRUGGISSER Phillip	0	0	0	0	0	0	0	0.00	0	0	0	0	0	0	0:49	0:00	0:00		0:49	2	0:24
33	F	JAKOBSEN Julian	0	0	0	2	3	6	-3	33.33	0	0	0	0	0	0	4:23	4:38	5:12		14:13	23	0:37
38	F	POULSEN Morten	0	0	0	0	0	0	0	0.00	0	0	0	0	0	0	3:35	4:27	5:34		13:36	24	0:34
40	F	JENSEN Jesper	0	0	0	0	0	0	0	0.00	0	0	0	0	0	0	0:00	0:53	1:52		2:45	5	0:33
42	F	AAGAARD Mikkel	0	0	0	0	0	0	0	0.00	0	0	1	1	1	0	3:37	3:41	2:13		9:31	14	0:40
1	GK	DICHOW Frederik	0	0	0	0					0	0	0	0	0								
32	GK	DAHM Sebastian	0	0	0	0					0	0	0	0	0								
Total			1	2	3	6	21	26	-5	44.68	1	5	12	18									

Legend:

(G)	Goals in tournament	*	Does not count for Plus/minus	+/-	Plus/minus net	+A	Assistant Captain
+C	Captain	A	Assists	AVG	Average time on ice / shift	D	Defender
EQ	Equal strength	ET/Res	Penalty end time/Result of game	F	Forward	FO%	Face-offs won as percentage
FO+	Face-offs won	FO-	Face-offs lost	FO+/-	Face-offs net	G	Goals
GK	Goalkeeper	MIP	Minutes in play (GK)	No.	Jersey number	OT	Overtime
P	Points	PIM	Penalties in minutes	Pos.	Position	PP1	Power play - 1 player
PPG	Power play goals	SHF	Number of shifts	SHG	Shorthanded goals	SOG	Shots on goal
SVS	Saves	TOT	Total	TPP	Time on power play	TS	Total shots

REVISED Revised to correct Time on ice for DEN during 3rd period.

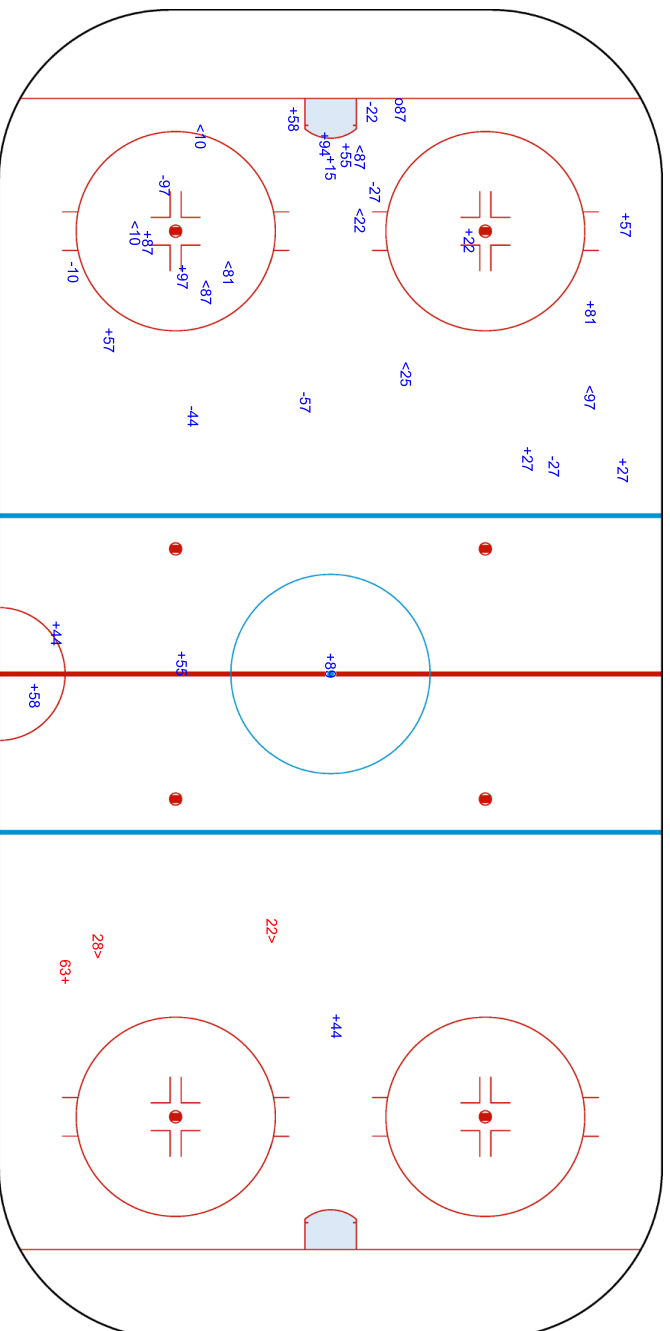


Shot Chart
射门表 / Analyse des tirs

ROC - DEN



1st Period



GK 32 of DEN

GK 28 of ROC

Shots by ROC
Goals (G): 1
SSP (-): 8

Shots by DEN
Goals (G): 0
SSP (-): 2



Wukesong Sports Centre
 五棵松体育中心
 Centre sportif de Wukesong

WED 16 FEB 2022
 Start Time 14:00

Ice Hockey
 冰球 / Hockey sur glace
Men
 男子 / Hommes

Play-offs Quarterfinals, Game 24
 1/4决赛, 比赛 24 / Phase finale, quarts de finale, Match 24

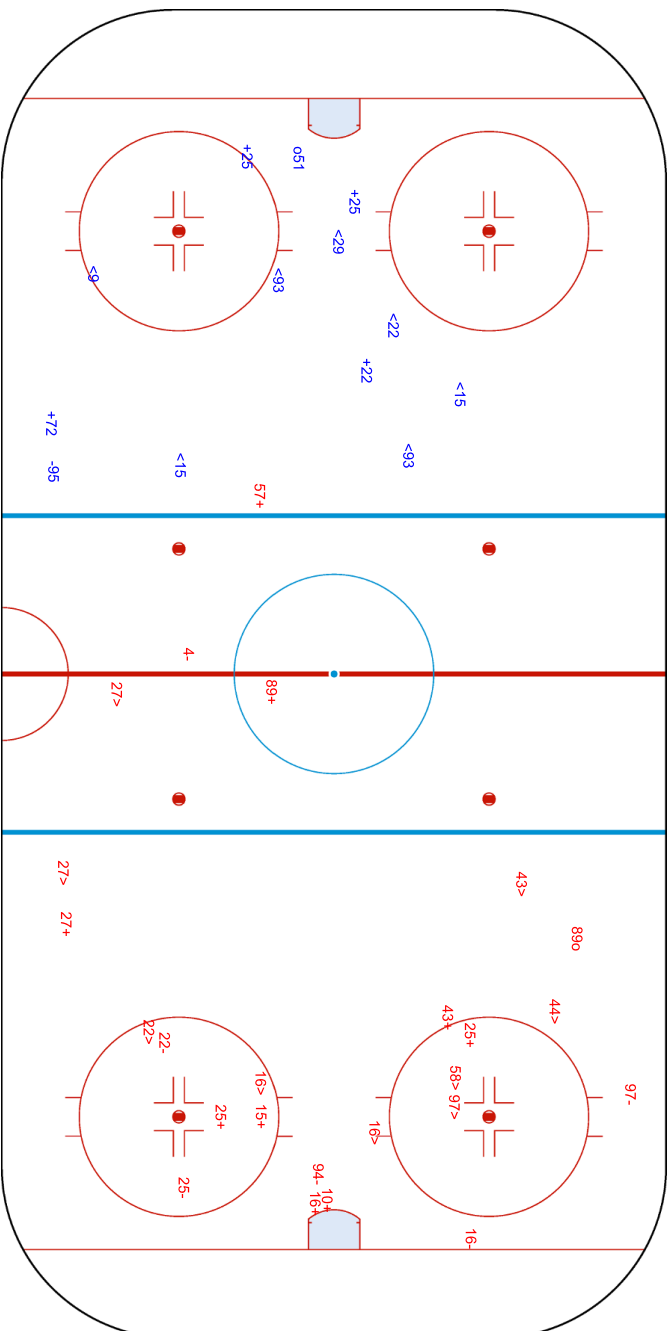


Shots by DEN
 Goals (G): 1
 SSP (-): 7
 SSG (+): 4
 SPG (-): 1

Shots by ROC
 Goals (G): 1
 SSP (-): 9
 SSG (+): 9
 SPG (-): 6

GK 28 of ROC

GK 32 of DEN





Wukesong Sports Centre
五棵松体育中心
Centre sportif de Wukesong

BEIJING 2022

WED 16 FEB 2022
Start Time 14:00

Ice Hockey
冰球 / Hockey sur glace

Men
男子 / Hommes

Play-offs Quarterfinals, Game 24
1/4决赛, 比赛 24 / Phase finale, quarts de finale, Match 24



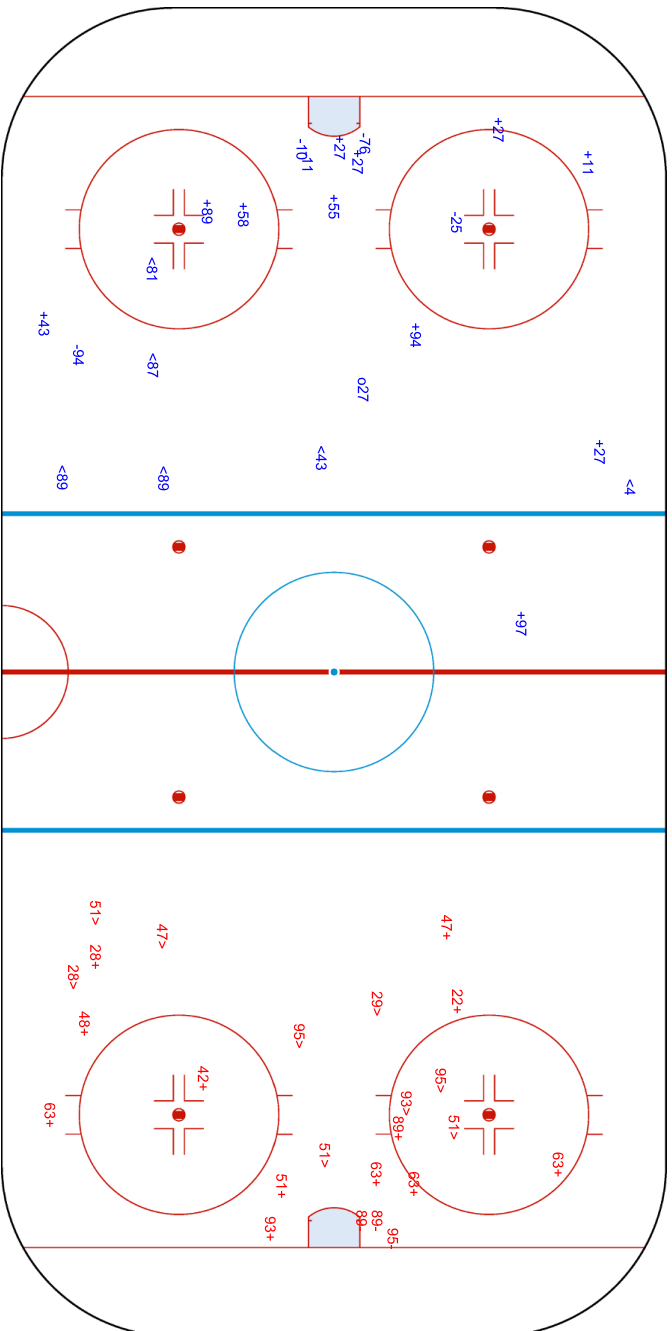
Shots by ROC
Goals (0): 1
SSP (-): 6
SSG (+): 11
SPG (-): 5

DEN 3rd Period


ROC

Shots by DEN
Goals (0): 0
SSP (-): 9
SSG (+): 12
SPG (-): 3

GK 32 of DEN



GK 28 of ROC



Legend:		SPG	SSG	SSP
GK	Goalkeeper	Shots past goal	Shots saved by goalkeeper	Shots saved by player



Face-off Chart
争球表 / Statistiques des mises en jeu

ROC - DEN

1st PERIOD

	ROC		DEN		ROC		DEN		ROC		DEN	
	Def. zone	Att. zone	Neutral zone	Neutral zone	Att. zone	Def. zone	Att. zone	Def. zone	Att. zone	Def. zone	Att. zone	
	+ 87	- 51	+ 11	- 51	+ 15	- 51						
	+ 15	- 29	+ 11	- 93	- 15	+ 51						
	+ 15	- 51	- 55	+ 51	+ 55	- 29						
			+ 87	- 33	- 55	+ 33						
					+ 15	- 33						
					- 11	+ 93						
					+ 15	- 51						
					+ 11	- 29						
					+ 55	- 93						
					+ 55	- 33						
					+ 55	- 33						
					- 55	+ 51						
Total wins / period	3 / 100%	0 / 0%	3 / 75%	1 / 25%	8 / 67%	4 / 33%	Total wins all zones		14 / 74%	5 / 26%		

2nd PERIOD

	ROC		DEN		ROC		DEN		ROC		DEN	
	Def. zone	Att. zone	Neutral zone	Neutral zone	Att. zone	Def. zone	Att. zone	Def. zone	Att. zone	Def. zone	Att. zone	
	- 11	+ 51	- 55	+ 51	+ 55	- 93						
	- 15	+ 33	+ 87	- 93	- 87	+ 51						
	+ 55	- 93	- 87	+ 29	- 55	+ 51						
	+ 15	- 51	- 55	+ 93	+ 15	- 93						
			- 87	+ 29	+ 15	- 33						
			+ 11	- 93								
			- 55	+ 51								
Total wins / period	2 / 50%	2 / 50%	2 / 29%	5 / 71%	3 / 60%	2 / 40%	Total wins all zones		7 / 44%	9 / 56%		

3rd PERIOD

	ROC		DEN		ROC		DEN		ROC		DEN	
	Def. zone	Att. zone	Neutral zone	Neutral zone	Att. zone	Def. zone	Att. zone	Def. zone	Att. zone	Def. zone	Att. zone	
	- 11	+ 51	+ 11	- 51	- 55	+ 29						
	- 94	+ 51	- 15	+ 33	+ 15	- 33						
	- 94	+ 51	+ 94	- 51	- 25	+ 51						
			+ 55	- 29								
			+ 15	- 93								
			- 11	+ 93								
Total wins / period	0 / 0%	3 / 100%	4 / 67%	2 / 33%	1 / 33%	2 / 67%	Total wins all zones		5 / 42%	7 / 58%		

TOTAL

	ROC		DEN		ROC		DEN		ROC		DEN	
	Def. zone	Att. zone	Neutral zone	Neutral zone	Att. zone	Def. zone	Att. zone	Def. zone	Att. zone	Def. zone	Att. zone	
Total wins / game	5 / 50%	5 / 50%	9 / 53%	8 / 47%	12 / 60%	8 / 40%	Total wins all zones		26 / 55%	21 / 45%		



HEAD TO HEAD

		DEN								
No.	29	33	51	93	Tot.	wins ROC	Dz	Nz	Az	
ROC	11	1 - 0		2 - 2	2 - 2	9	5 56%	0 0%	4 80%	1 50%
	15	1 - 0	3 - 2	4 - 1	2 - 0	13	10 77%	3 75%	1 50%	6 86%
	25			0 - 1		1	0 0%			0 0%
	55	2 - 1	2 - 1	0 - 5	3 - 1	15	7 47%	1 100%	1 20%	5 56%
	87	0 - 2	1 - 0	1 - 1	1 - 0	6	3 50%	1 100%	2 50%	0 0%
	94			1 - 2		3	1 33%	0 0%	1 100%	
Tot.	7	9	20	11	47	26 55%	5 50%	9 53%	12 60%	
wins DEN	3 43%	3 33%	12 60%	3 27%	21 45%					
Dz	1 33%	1 17%	5 71%	1 25%	8 40%					
Nz	2 67%	1 50%	3 50%	2 33%	8 47%					
Az	0 0%	1 100%	4 57%	0 0%	5 50%					

Legend:

Az Attacking zone **Dz** Defending zone **No.** Jersey number **Nz** Neutral zone **Tot.** Total face-offs played



Line-Ups

阵容 / Composition des équipes

FIN - SUI

Referees

5 ANSONS Andris (LAT) , 7 GOUIN Olivier (CAN)

Linespersons

35 HYNEK Daniel (CZE) , 74 OLIVER Brian (USA)

Goalkeepers

Team: FIN

No. Name

29 SATERI Harri
45 OLKINUORA Jussi

Team: SUI

No. Name

20 BERRA Reto
63 GENONI Leonardo

Team Line-ups

Team: FIN (Blue)

No. Pos. Name

4 D LEHTONEN Mikko
38 D HIETANEN Juuso
60 F GRANLUND Markus
65 F MANNINEN Sakari
70 F HARTIKAINEN Teemu

40 D LINDBOHM Petteri
42 D VATANEN Sami
51 F FILPPULA Valtteri +C
81 F PAKARINEN Iiro
82 F PESONEN Harri

3 D FRIMAN Niklas
13 D KEMILAINEN Valtteri
15 F AALTONEN Miro
28 F NATTINEN Joonas
71 F KOMAROV Leo

2 D POKKA Ville
55 D OHTAMAA Atte +A
12 F ANTTILA Marko +A
24 F BJORNINEN Hannes
80 F MAENALANEN Saku

Head Coach: JALONEN Jukka

Team: SUI (White)

No. Pos. Name

16 D DIAZ Raphael +C
25 D MULLER Mirco
15 F HOFMANN Gregory
59 F SIMION Dario
92 F HAAS Gaetan

6 D WEBER Yannick
55 D LOEFFEL Romain
10 F AMBUHL Andres +A
71 F CORVI Enzo
79 F THURKAUF Calvin

38 D FRICK Lukas
45 D FORA Michael
61 F HERZOG Fabrice
62 F MALGIN Denis
85 F ANDRIGHETTO Sven

2 D ALATALO Santeri
70 F HOLLENSTEIN Denis
82 F MOSER Simon +A
87 F MOTTET Killian
88 F BERTSCHY Christoph

Head Coach: FISCHER Patrick

NOT DRESSED:

20 F OJAMAKI Niko
25 F RAJALA Toni
35 GK TUOHIMAA Frans

NOT DRESSED:

26 GK AESCHLIMANN Sandro
65 D UNTERSANDER Ramon
83 F VERMIN Joel

Legend:

+A	Assistant Captain	+C	Captain	D	Defender	F	Forward
No.	Jersey number	Pos.	Position				



Graphical Line-ups

阵容图 / Alignments

FIN - SUI

Referees


5 ANSONS Andris (LAT) , 7 GOUIN Olivier (CAN)

Linespersons

35 HYNEK Daniel (CZE) , 74 OLIVER Brian (USA)

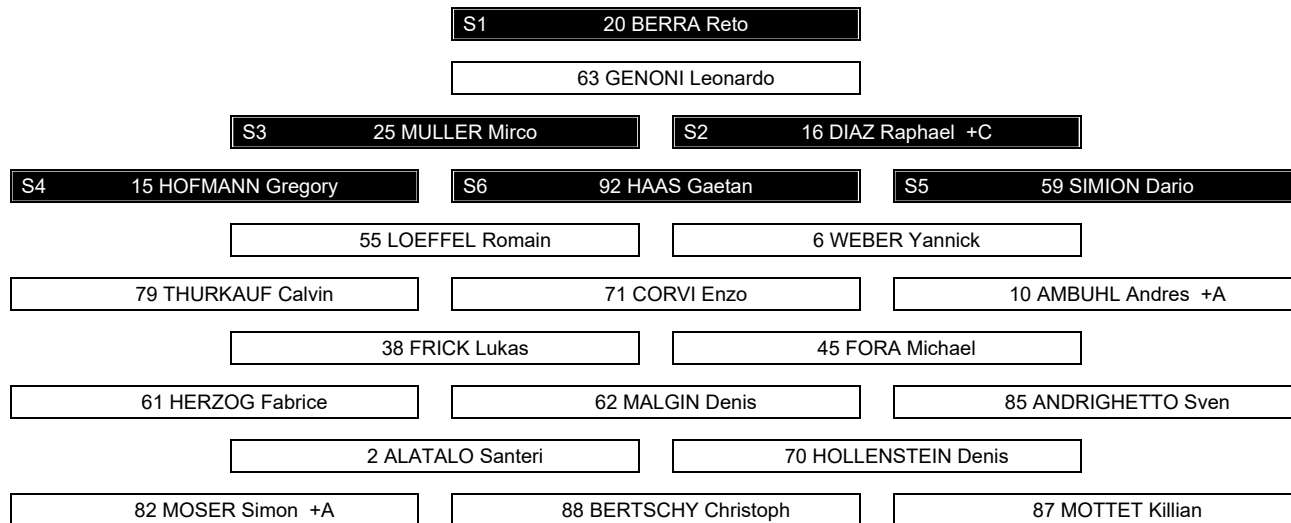
Team: FIN - Finland (Blue)

Head Coach: JALONEN Jukka



Team: SUI - Switzerland (White)

Head Coach: FISCHER Patrick



Legend:

+A Assistant Captain +C Captain Sn Starting position



Game Summary

比赛总结 / Résumé du match

FIN - SUI 5 - 1 (2 - 0, 1 - 1, 2 - 0)

Spectators	Referees	Linespersons
948	5 ANSONS Andris (LAT), 7 GOUIN Olivier (CAN)	35 HYNEK Daniel (CZE), 74 OLIVER Brian (USA)

Team Statistics

Period	Score	SVS	SOG	PIM	TPP	PPG	SHG
1	2 : 0	8 : 8	10 : 8	0 : 0	00:00 : 00:00	0 : 0	0 : 0
2	1 : 1	11 : 7	8 : 12	2 : 0	00:00 : 01:51	0 : 1	0 : 0
3	2 : 0	14 : 3	5 : 14	2 : 4	04:00 : 02:00	0 : 0	0 : 0
Total	5 : 1	33 : 18	23 : 34	4 : 4	04:00 : 03:51	0 : 1	0 : 0

1st Period

Action	Time	ET/Res	Team	Type	No.	Name	(G)	Name of Assistant(s) / Action Description
GK	00:00		SUI		20	BERRA R	-	Goalkeeper in
GK	00:00		FIN		29	SATERI H	-	Goalkeeper in
Goal	08:37	1 : 0	FIN	EQ	15	AALTONEN M	(3)	3 FRIMAN N On Ice FIN 29 3 13 15 28 71 28 NATTINEN J SUI 20 15 16 25 59 92
Goal	10:45	2 : 0	FIN	EQ	4	LEHTONEN M	(1)	38 HIETANEN J On Ice FIN 29 4 38 60 65 70 65 MANNINEN S SUI 20 2 38 82 87 88

2nd Period

Action	Time	ET/Res	Team	Type	No.	Name	(G)	Name of Assistant(s) / Action Description
Goal	23:08	3 : 0	FIN	EQ	12	ANTTILA M	(2)	24 BJORNINEN H On Ice FIN 29 2 12 24 55 80 SUI 20 15 38 45 59 92
GK	23:36		SUI		63	GENONI L	-	Goalkeeper in 20 BERRA R - Goalkeeper out
Penalty	35:58	37:49	FIN	2 min.	4	LEHTONEN M	-	Delaying the Game
Goal	37:49	3 : 1	SUI	PP1	10	AMBUHL A	(2)	71 CORVI E On Ice FIN 29 28 38 40 71 92 HAAS G SUI 63 10 55 71 79 92 *

3rd Period

Action	Time	ET/Res	Team	Type	No.	Name	(G)	Name of Assistant(s) / Action Description
Penalty	48:13	50:13	SUI	2 min.	70	HOLLENSTEIN D	-	Tripping
Penalty	53:15	55:15	FIN	2 min.	82	PESONEN H	-	Tripping
GK	54:46		SUI					63 GENONI L - Goalkeeper out
Goal	55:28	4 : 1	FIN	EQ ENG	81	PAKARINEN I	(3)	51 FILPPULA V On Ice FIN 29 38 40 51 81 82 82 PESONEN H SUI 10 15 16 61 62 85
GK	55:28		SUI		63	GENONI L	-	Goalkeeper in
GK	55:50		SUI					63 GENONI L - Goalkeeper out
Goal	56:47	5 : 1	FIN	EQ ENG	70	HARTIKAINEN T	(2)	On Ice FIN 29 2 55 60 65 70 SUI 2 15 62 71 79 85
GK	56:47		SUI		63	GENONI L	-	Goalkeeper in
Penalty	57:52	59:52	SUI	2 min.	61	HERZOG F	-	Delaying the Game
GK	60:00		FIN					29 SATERI H - Goalkeeper out
GK	60:00		SUI					63 GENONI L - Goalkeeper out

Goalkeeper Records

Team : FIN - Finland

No.	Name	SOG	SVS	MIP
29	SATERI Harri	34	33	60:00
45	OLKINUORA Jussi			

Team : SUI - Switzerland

No.	Name	SOG	SVS	MIP
63	GENONI Leonardo	9	9	34:45
20	BERRA Reto	12	9	23:36

Game Statistics

Team : FIN (Blue)

Head Coach : JALONEN Jukka

No.	Pos.	Name	Shots on Goal							Time on Ice											
			G	A	P	PIM	FO+	FO-	FO+/-	FO%	1	2	3	OT	TOT	SHF	AVG				
4	D	LEHTONEN Mikko	1	0	1	2	0	0	0	0.00	1	1	0	2	+1	5:32	4:04	5:36	15:12	21	0:43
38	D	HIETANEN Juuso	0	1	1	0	0	0	0	0.00	0	1	0	1	+2	4:43	4:19	4:02	13:04	22	0:35



Head Coach : JALONEN Jukka											Shots on Goal				Time on Ice								
No.	Pos.	Name	G	A	P	PIM	FO+	FO-	FO+/-	FO%	1	2	3	OT	TS	+/-	1	2	3	OT	TOT	SHF	AVG
60	F	GRANLUND Markus	0	0	0	0	0	0	0	0.00	0	0	0	0	0	+2	4:46	3:49	6:19		14:54	22	0:40
65	F	MANNINEN Sakari	0	1	1	0	7	9	-2	43.75	0	0	0	0	0	+2	4:47	4:40	6:14		15:41	21	0:44
70	F	HARTIKAINEN Teemu	1	0	1	0	0	0	0	0.00	1	0	1		2	+2	5:16	3:39	5:34		14:29	21	0:41
40	D	LINDBOHM Petteri	0	0	0	0	0	0	0	0.00	0	0	0		0	+1	4:47	7:54	3:50		16:31	21	0:47
42	D	VATANEN Sami	0	0	0	0	0	0	0	0.00	1	0	0		1	0	4:48	5:30	5:22		15:40	18	0:52
51	F	FILPPULA Valtteri +C	0	1	1	0	12	6	6	66.67	0	0	0		0	+1	4:54	4:58	6:13		16:05	20	0:48
81	F	PAKARINEN Iiro	1	0	1	0	0	1	-1	0.00	0	0	1		1	+1	4:28	5:23	6:05		15:56	24	0:39
82	F	PESONEN Harri	0	1	1	2	0	0	0	0.00	2	2	0		4	+1	4:57	5:52	6:42		17:31	23	0:45
3	D	FRIMAN Niklas	0	1	1	0	0	0	0	0.00	1	0	0		1	+1	4:17	3:50	3:04		11:11	14	0:47
13	D	KEMILAINEN Valtteri	0	0	0	0	0	0	0	0.00	0	0	1		1	+1	5:20	5:08	5:05		15:33	20	0:46
15	F	AALTONEN Miro	1	0	1	0	0	0	0	0.00	1	0	0		1	+1	4:53	4:37	5:33		15:03	18	0:50
28	F	NATTINEN Joonas	0	1	1	0	1	1	0	50.00	0	2	1		3	+1	4:38	5:49	2:54		13:21	18	0:44
71	F	KOMAROV Leo	0	0	0	0	1	2	-1	33.33	0	0	0		0	+1	4:41	4:32	3:35		12:48	18	0:42
2	D	POKKA Ville	0	0	0	0	0	0	0	0.00	0	0	0		0	+2	5:07	4:25	5:38		15:10	25	0:36
12	F	ANTTILA Marko +A	1	0	1	0	0	0	0	0.00	1	1	1		3	+1	5:23	5:17	3:35		14:15	22	0:38
24	F	BJORNINEN Hannes	0	1	1	0	7	9	-2	43.75	0	1	0		1	+1	5:22	4:40	4:27		14:29	21	0:41
55	D	OHTAMAA Atte +A	0	0	0	0	0	0	0	0.00	2	0	0		2	+2	5:26	4:59	5:11		15:36	23	0:40
80	F	MAENALANEN Saku	0	0	0	0	0	0	0	0.00	0	0	0		0	+1	5:22	4:02	2:05		11:29	19	0:36
29	GK	SATERI Harri	0	0	0	0					0	0	0		0								
45	GK	OLKINUORA Jussi	0	0	0	0					0	0	0		0								
Total			5	7	12	4	28	28	0	50.00	10	8	5		23								

Team : SUI (White)

Head Coach : FISCHER Patrick											Shots on Goal				Time on Ice								
No.	Pos.	Name	G	A	P	PIM	FO+	FO-	FO+/-	FO%	1	2	3	OT	TS	+/-	1	2	3	OT	TOT	SHF	AVG
15	F	HOFMANN Gregory	0	0	0	0	0	0	0	0.00	1	0	2		3	-4	4:03	5:50	5:16		15:09	22	0:41
16	D	DIAZ Raphael +C	0	0	0	0	0	0	0	0.00	0	0	0		0	-2	6:24	7:03	6:02		19:29	31	0:37
25	D	MULLER Mirco	0	0	0	0	0	0	0	0.00	0	0	0		0	-1	5:24	6:22	6:16		18:02	27	0:40
59	F	SIMION Dario	0	0	0	0	0	0	0	0.00	0	0	0		0	-2	3:42	2:14	0:00		5:56	13	0:27
92	F	HAAS Gaetan	0	1	1	0	8	7	1	53.33	0	0	2		2	-2	4:09	4:51	7:10		16:10	25	0:38
6	D	WEBER Yannick	0	0	0	0	0	0	0	0.00	0	2	0		2	0	5:48	6:22	5:53		18:03	31	0:34
10	F	AMBUHL Andres +A	1	0	1	0	0	0	0	0.00	1	3	0		4	-1	6:02	5:05	5:58		17:05	25	0:41
55	D	LOEFFEL Romain	0	0	0	0	0	0	0	0.00	0	1	1		2	0	6:00	6:21	6:01		18:22	32	0:34
71	F	CORVI Enzo	0	1	1	0	11	5	6	68.75	0	0	0		0	-1	5:39	5:36	4:35		15:50	23	0:41
79	F	THURKAUF Calvin	0	0	0	0	2	2	0	50.00	1	0	3		4	-1	6:37	4:35	5:48		17:00	24	0:42
38	D	FRICK Lukas	0	0	0	0	0	0	0	0.00	0	0	0		0	-2	6:11	1:07	0:13		7:31	13	0:34
45	D	FORA Michael	0	0	0	0	0	0	0	0.00	0	1	2		3	-1	6:01	4:36	6:00		16:37	27	0:36
61	F	HERZOG Fabrice	0	0	0	2	0	0	0	0.00	2	0	0		2	-1	5:21	8:29	5:38		19:28	26	0:44
62	F	MALGIN Denis	0	0	0	0	4	7	-3	36.36	2	0	2		4	-2	5:45	7:19	6:19		19:23	25	0:46
85	F	ANDRIGHETTO Sven	0	0	0	0	0	3	-3	0.00	0	0	0		0	-2	4:50	4:49	4:58		14:37	22	0:39
2	D	ALATALO Santeri	0	0	0	0	0	0	0	0.00	0	2	1		3	-2	4:00	6:23	6:25		16:48	23	0:43
70	F	HOLLENSTEIN Denis	0	0	0	2	0	0	0	0.00	0	1	1		2	0	1:57	2:53	2:50		7:40	12	0:38
82	F	MOSER Simon +A	0	0	0	0	0	0	0	0.00	0	0	0		0	-1	3:26	3:46	6:41		13:53	20	0:41
87	F	MOTTET Killian	0	0	0	0	0	0	0	0.00	0	0	0		0	-1	3:51	2:54	2:30		9:15	13	0:42
88	F	BERTSCHY Christoph	0	0	0	0	3	4	-1	42.86	1	2	0		3	-1	4:24	3:03	2:54		10:21	17	0:36
20	GK	BERRA Reto	0	0	0	0					0	0	0		0								
63	GK	GENONI Leonardo	0	0	0	0					0	0	0		0								
Total			1	2	3	4	28	28	0	50.00	8	12	14		34								



National Indoor Stadium

国家体育馆
Palais national omnisports

WED 16 FEB 2022

Start Time 16:40
End Time 18:55

Ice Hockey

冰球 / Hockey sur glace

Men

男子 / Hommes

Play-offs Quarterfinals, Game 25

1/4决赛, 比赛 25 / Phase finale, quarts de finale, Match 25



Legend:			
(G) Goals in tournament	* Does not count for Plus/minus	+/- Plus/minus net	+A Assistant Captain
+C Captain	A Assists	AVG Average time on ice / shift	D Defender
ENG Empty net goal	EQ Equal strength	ET/Res Penalty end time/Result of game	F Forward
FO% Face-offs won as percentage	FO+ Face-offs won	FO- Face-offs lost	FO+/- Face-offs net
G Goals	GK Goalkeeper	MIP Minutes in play (GK)	No. Jersey number
OT Overtime	P Points	PIM Penalties in minutes	Pos. Position
PP1 Power play - 1 player	PPG Power play goals	SHF Number of shifts	SHG Shorthanded goals
SOG Shots on goal	SVS Saves	TOT Total	TTP Time on power play
TS Total shots			





National Indoor Stadium
 国家体育馆
 Palais national omnisports

WED 16 FEB 2022
 Start Time 16:40

Ice Hockey
 冰球 / Hockey sur glace

Men
 男子 / Hommes

Play-offs Quarterfinals, Game 25
 1/4决赛 比赛 25 / Phase finale, quarts de finale, Match 25



Shot Chart
 射门表 / Analyse des tirs

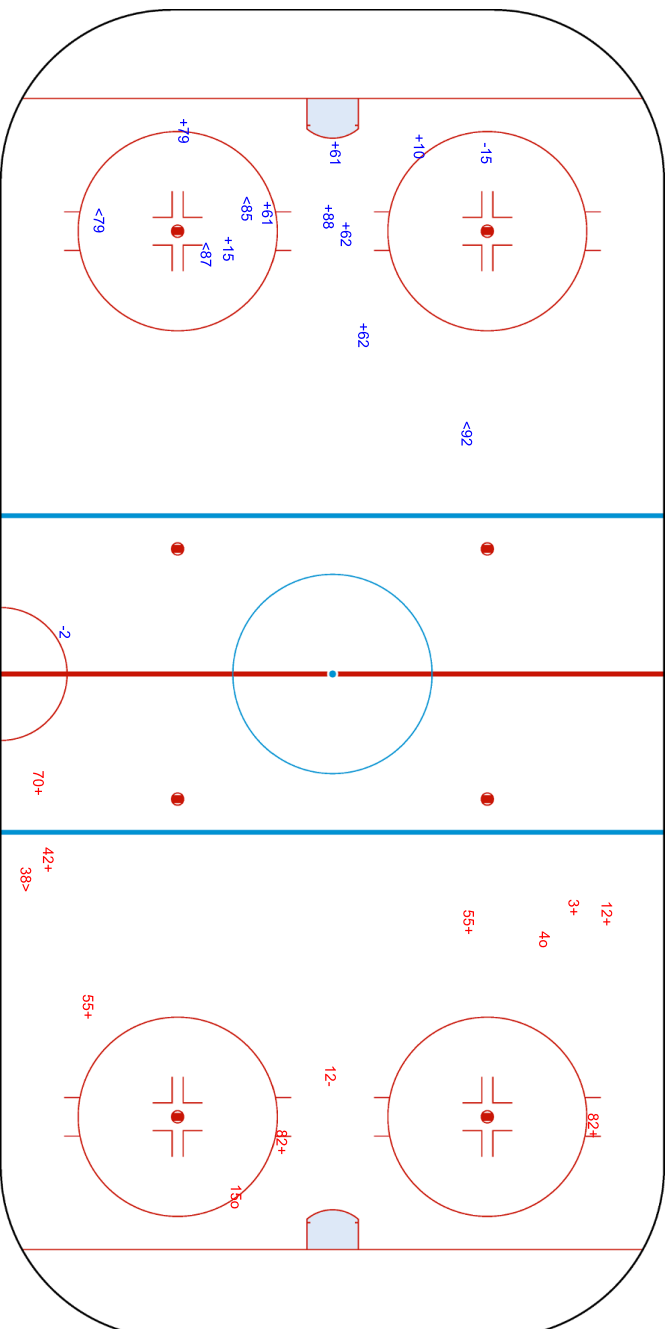
FIN - SUI

Shots by SUI
 Goals (G): 0
 SSP (-): 4
 SSG (+): 8
 SPG (-): 2

Shots by FIN
 Goals (G): 2
 SSP (-): 1
 SSG (+): 8
 SPG (-): 1

GK 29 of FIN

GK 20 of SUI





National Indoor Stadium
 国家体育馆
 Palais national omnisports

WED 16 FEB 2022
 Start Time 16:40

Ice Hockey
 冰球 / Hockey sur glace



Men
 男子 / Hommes
Play-offs Quarterfinals, Game 25
 1/4决赛 比赛 25 / Phase finale, quarts de finale, Match 25

Shots by FIN Goals (o): 1 SSP (-): 3
 SSG (+): 7 SPG (-): 0

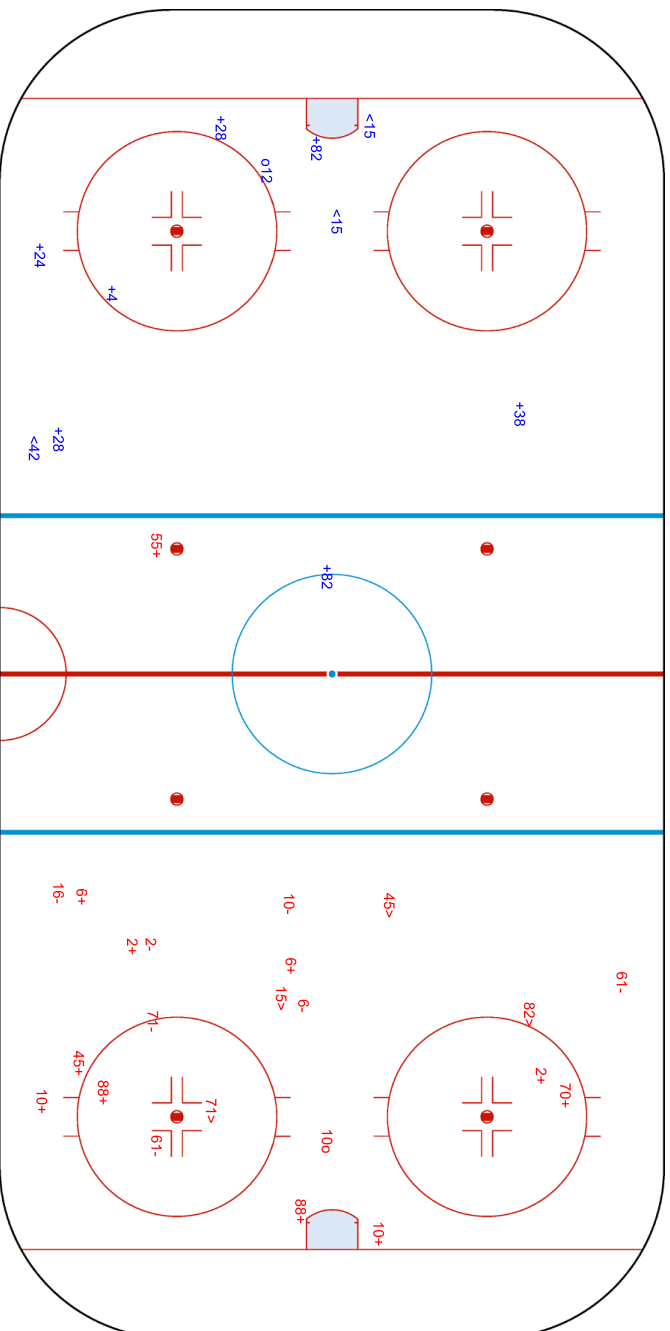
GK 20 of SUI
 012

GK 63 of SUI

SUI

2nd Period

FIN



Shots by SUI Goals (o): 1 SSP (-): 4
 SSG (+): 11 SPG (-): 7

GK 29 of FIN
 010



National Indoor Stadium
 国家体育馆
 Palais national omnisports

WED 16 FEB 2022
 Start Time 16:40

Ice Hockey
 冰球 / Hockey sur glace
Men
 男子 / Hommes



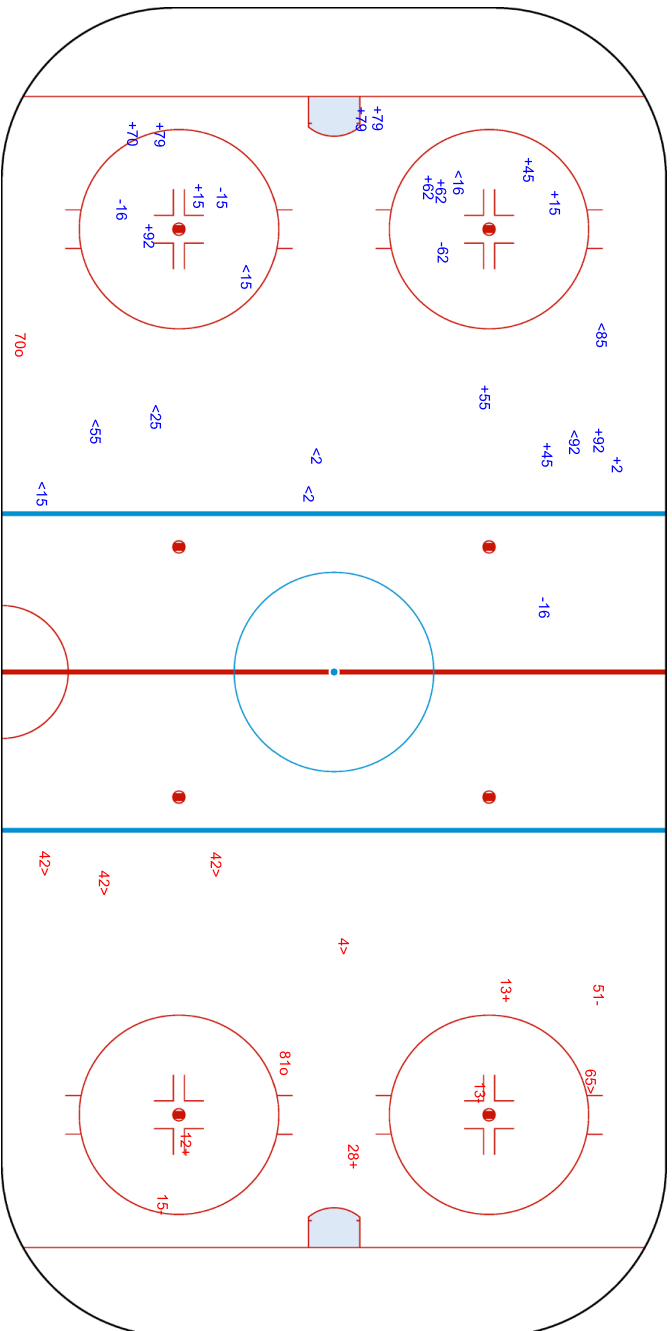
Play-offs Quarterfinals, Game 25
 1/4决赛 比赛 25 / Phase finale, quarts de finale, Match 25

Shots by SUI
 Goals (o): 0
 SSP (-): 9
 SSG (+): 14
 SPG (-): 4

Shots by FIN
 Goals (o): 2
 SSP (-): 5
 SSG (+): 3
 SPG (-): 3

GK 29 of FIN

GK 63 of SUI



Legend:	ENG	Empty net goal	GK	Goalkeeper	SPG	Shots past goal	SSG	Shots saved by goalkeeper	SSP	Shots saved by player
---------	-----	----------------	----	------------	-----	-----------------	-----	---------------------------	-----	-----------------------





Face-off Chart

争球表 / Statistiques des mises en jeu

FIN - SUI

1st PERIOD

	FIN		SUI		Neutral zone		FIN		SUI		Total wins all zones				
	Def. zone	Att. zone	Def. zone	Att. zone	Att. zone	Def. zone	Att. zone	Def. zone							
	+ 51	- 62	+ 24	- 92	- 65	+ 71	- 65	+ 71			<table border="1"> <thead> <tr> <th>FIN</th> <th>SUI</th> </tr> </thead> <tbody> <tr> <td>11 / 55%</td> <td>9 / 45%</td> </tr> </tbody> </table>	FIN	SUI	11 / 55%	9 / 45%
FIN	SUI														
11 / 55%	9 / 45%														
	+ 51	- 85	+ 65	- 71	- 24	+ 92	- 24	+ 92							
	+ 24	- 85	- 65	+ 71	+ 51	- 88	+ 51	- 88							
	- 71	+ 71	- 51	+ 88	+ 51	- 88	- 24	+ 71							
	- 65	+ 71	- 28	+ 71	- 24	+ 71	- 24	+ 71							
	+ 51	- 88	- 51	+ 92	+ 24	- 71	+ 51	- 92							
					+ 65	- 71	+ 65	- 71							
Total wins / period	4 / 67%	2 / 33%	2 / 33%	4 / 67%	5 / 63%	3 / 37%									

2nd PERIOD

	FIN		SUI		Neutral zone		FIN		SUI		Total wins all zones				
	Def. zone	Att. zone	Def. zone	Att. zone	Att. zone	Def. zone	Att. zone	Def. zone							
	- 51	+ 62	+ 24	- 92	+ 51	- 62	- 24	+ 92			<table border="1"> <thead> <tr> <th>FIN</th> <th>SUI</th> </tr> </thead> <tbody> <tr> <td>11 / 52%</td> <td>10 / 48%</td> </tr> </tbody> </table>	FIN	SUI	11 / 52%	10 / 48%
FIN	SUI														
11 / 52%	10 / 48%														
	+ 51	- 85	+ 24	- 92	- 24	+ 92	- 24	+ 92							
	+ 51	- 62	- 65	+ 71	+ 65	- 71	+ 65	- 71							
	- 24	+ 71	- 24	+ 88	+ 65	- 71	+ 65	- 71							
	+ 51	- 62	+ 65	- 88	- 65	+ 62	- 65	+ 62							
	- 51	+ 92			- 24	+ 62	- 24	+ 62							
	+ 28	- 79			- 65	+ 71	- 65	+ 71							
	+ 24	- 62			- 81	+ 92	- 81	+ 92							
Total wins / period	5 / 63%	3 / 37%	3 / 60%	2 / 40%	3 / 38%	5 / 62%									

3rd PERIOD

	FIN		SUI		Neutral zone		FIN		SUI		Total wins all zones				
	Def. zone	Att. zone	Def. zone	Att. zone	Att. zone	Def. zone	Att. zone	Def. zone							
	- 24	+ 71	- 24	+ 92	+ 71	- 92	- 24	+ 92			<table border="1"> <thead> <tr> <th>FIN</th> <th>SUI</th> </tr> </thead> <tbody> <tr> <td>6 / 40%</td> <td>9 / 60%</td> </tr> </tbody> </table>	FIN	SUI	6 / 40%	9 / 60%
FIN	SUI														
6 / 40%	9 / 60%														
	- 71	+ 92	+ 51	- 62	+ 65	- 62	+ 65	- 62							
	+ 24	- 79	- 65	+ 62	+ 51	- 92	+ 51	- 92							
	- 24	+ 79	- 65	+ 92	- 51	+ 79	- 51	+ 79							
	- 65	+ 71	- 51	+ 88	+ 65	- 92	+ 65	- 92							
Total wins / period	1 / 20%	4 / 80%	1 / 20%	4 / 80%	4 / 80%	1 / 20%									

TOTAL

	FIN		SUI		Neutral zone		FIN		SUI		Total wins all zones
	Def. zone	Att. zone	Def. zone	Att. zone	Att. zone	Def. zone	Att. zone	Def. zone			
Total wins / game	10 / 53%	9 / 47%	6 / 38%	10 / 62%	12 / 57%	9 / 43%					



HEAD TO HEAD

		SUI					Tot.	wins FIN	Dz	Nz	Az	
No.		62	71	79	85	88						92
FIN	24	1 - 1	1 - 3	1 - 1	1 - 0	0 - 1	3 - 3	16	7 44%	3 50%	3 60%	1 20%
	28		0 - 1	1 - 0				2	1 50%	1 100%	0 0%	
	51	5 - 1		0 - 1	2 - 0	3 - 2	2 - 2	18	12 67%	6 75%	1 25%	5 83%
	65	1 - 2	4 - 6			1 - 0	1 - 1	16	7 44%	0 0%	2 33%	5 63%
	71		0 - 1				1 - 1	3	1 33%	0 0%		1 100%
	81						0 - 1	1	0 0%			0 0%
Tot.		11	16	4	3	7	15	56	28 50%	10 53%	6 38%	12 57%
wins SUI		4 36%	11 69%	2 50%	0 0%	3 43%	8 53%	28 50%				
Dz		2 50%	3 43%	1 100%		0 0%	3 43%	9 43%				
Nz		1 50%	3 75%			3 75%	3 50%	10 62%				
Az		1 20%	5 100%	1 33%	0 0%	0 0%	2 100%	9 47%				

Legend:

Az Attacking zone **Dz** Defending zone **No.** Jersey number **Nz** Neutral zone **Tot.** Total face-offs played



Line-Ups

阵容 / Composition des équipes

SWE - CAN

Referees

27 BRUGGEMAN Andrew (USA) , 31 ROMASKO Yevgeni (RUS)

Linespersons

91 HANCOCK II William (USA) , 75 LAZAREV Gleb (RUS)

Goalkeepers

Team: SWE

No.	Name
31	JOHANSSON Lars
35	HELLBERG Magnus

Team: CAN

No.	Name
80	PASQUALE Eddie
90	TOMKINS Matt

Team Line-ups

Team: SWE (Yellow)

No.	Pos.	Name
5	D	FANTENBERG Oscar
32	D	BENGTSSON Lukas
48	F	KLINGBERG Carl
58	F	LANDER Anton +C
86	F	BROME Mathias
2	D	FOLIN Christian
52	D	HOLM Philip
8	F	OLOFSSON Fredrik
23	F	WALLMARK Lucas
29	F	HOLMBERG Pontus
7	D	TOMMERNES Henrik +A
64	D	PUDAS Jonathan
18	F	EVERBERG Dennis
59	F	JOHANSSON Linus
95	F	de la ROSE Jacob
33	D	HULTSTROM Linus
81	D	LENNSTROM Theodor
12	F	FRIBERG Max
16	F	KRUGER Marcus +A
42	F	NORDSTROM Joakim

Head Coach: GARPENLOV Johan

NOT DRESSED:

15 F RYDAHL Gustav
34 F BRODIN Daniel
39 GK REIDEBORN Adam

Team: CAN (Black)

No.	Pos.	Name
22	D	POWER Owen
37	D	ROBINSON Mat
11	F	McBAIN Jack
12	F	STAAL Eric +C
32	F	McTAVISH Mason
23	D	WOTHERSPOON Tyler
56	D	NOREAU Maxim +A
9	F	KNIGHT Corban
15	F	TAMBELLINI Adam
91	F	WEAL Jordan
44	D	BARBERIO Mark
60	D	DEMERS Jason
13	F	JOHNSON Kent
19	F	O'DELL Eric
39	F	FERRARO Landon
5	D	ELLIS Morgan
26	F	WINNIK Daniel
27	F	CRACKNELL Adam
51	F	DESHARNAIS David +A
96	F	HO-SANG Josh

Head Coach: JULIEN Claude

NOT DRESSED:

1 GK LEVI Devon
10 F STREET Ben
20 D GRANT Alex

Legend:

+A	Assistant Captain	+C	Captain	D	Defender	F	Forward
No.	Jersey number	Pos.	Position				



Graphical Line-ups
阵容图 / Alignments

SWE - CAN

Referees

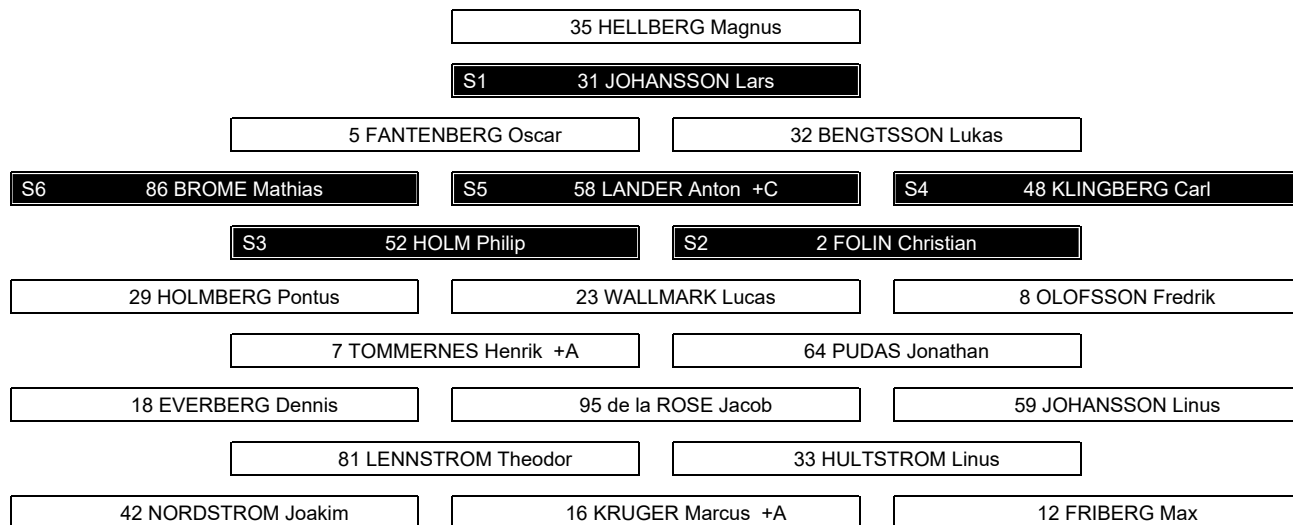
27 BRUGGEMAN Andrew (USA) , 31 ROMASKO Yevgeni (RUS)

Linespersons

91 HANCOCK II William (USA) , 75 LAZAREV Gleb (RUS)

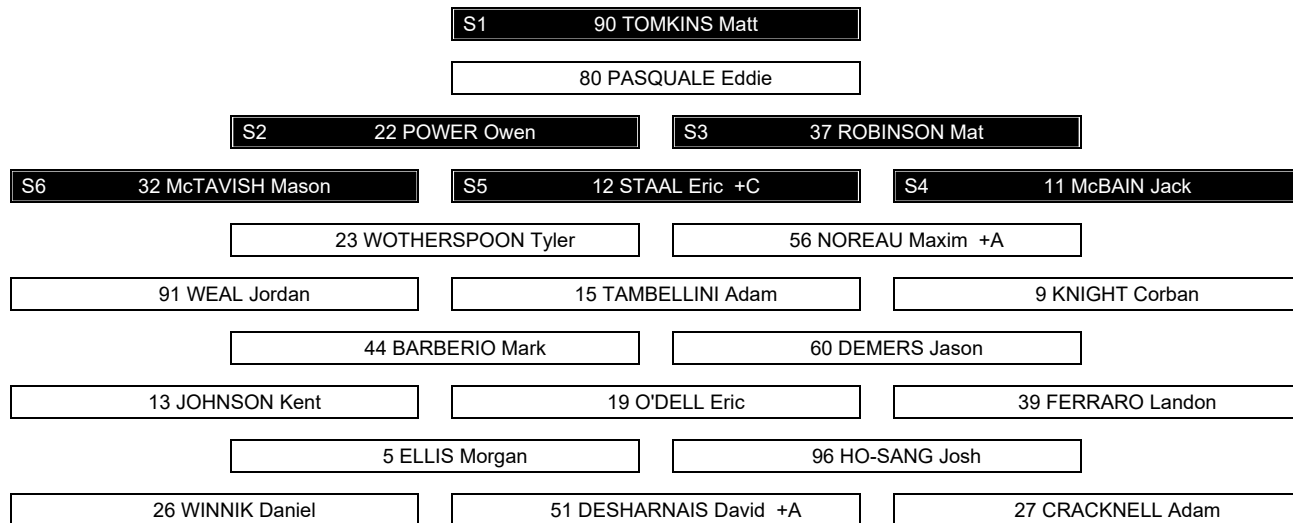
Team: SWE - Sweden (Yellow)

Head Coach: GARPENLOV Johan



Team: CAN - Canada (Black)

Head Coach: JULIEN Claude



Legend:

+A Assistant Captain **+C** Captain **Sn** Starting position



Game Summary

比赛总结 / Résumé du match

SWE - CAN 2 - 0 (0 - 0, 0 - 0, 2 - 0)

Spectators	Referees	Linespersons
950	27 BRUGGEMAN Andrew (USA) , 31 ROMASKO Yevgeni (RUS)	91 HANCOCK II William (USA) , 75 LAZAREV Gleb (RUS)

Team Statistics

Period	Score	SVS	SOG	PIM	TPP	PPG	SHG
1	0 : 0	8 : 10	10 : 8	2 : 2	02:00 : 02:00	0 : 0	0 : 0
2	0 : 0	9 : 8	8 : 9	4 : 4	02:04 : 02:04	0 : 0	0 : 0
3	2 : 0	5 : 6	8 : 5	0 : 0	00:00 : 00:00	0 : 0	0 : 0
Total	2 : 0	22 : 24	26 : 22	6 : 6	04:04 : 04:04	0 : 0	0 : 0

1st Period

Action	Time	ET/Res	Team	Type	No.	Name	(G)	Name of Assistant(s) / Action Description
GK	00:00		CAN		90	TOMKINS M	-	Goalkeeper in
GK	00:00		SWE		31	JOHANSSON L	-	Goalkeeper in
Penalty	00:33	02:33	CAN	2 min.	11	McBAIN J	-	Interference
Penalty	11:32	13:32	SWE	2 min.	42	NORDSTROM J	-	Interference

2nd Period

Action	Time	ET/Res	Team	Type	No.	Name	(G)	Name of Assistant(s) / Action Description
Penalty	20:21	22:21	SWE	2 min.	2	FOLIN C	-	Tripping
Penalty	22:28	24:28	CAN	2 min.	-	Team penalty	-	Too Many Players / Served by: 96 HO-SANG J
Penalty	34:15	36:15	CAN	2 min.	91	WEAL J	-	Interference
Penalty	34:19	36:19	SWE	2 min.	58	LANDER A	-	Interference

3rd Period

Action	Time	ET/Res	Team	Type	No.	Name	(G)	Name of Assistant(s) / Action Description
Goal	50:15	1 : 0	SWE	EQ	23	WALLMARK L	(5)	On Ice SWE 31 5 8 23 29 32 CAN 90 11 19 23 39 44
GK	57:51		CAN					90 TOMKINS M - Goalkeeper out
Goal	58:10	2 : 0	SWE	EQ ENG	58	LANDER A	(3)	29 HOLMBERG P On Ice SWE 31 5 7 29 48 58 CAN 9 12 15 37 44 91
GK	58:10		CAN		90	TOMKINS M	-	Goalkeeper in
GK	58:25		CAN					90 TOMKINS M - Goalkeeper out
GK	60:00		SWE					31 JOHANSSON L - Goalkeeper out

Goalkeeper Records

Team : SWE - Sweden

No.	Name	SOG	SVS	MIP
31	JOHANSSON Lars	22	22	60:00
35	HELLBERG Magnus			

Team : CAN - Canada

No.	Name	SOG	SVS	MIP
90	TOMKINS Matt	25	24	58:06
80	PASQUALE Eddie			

Game Statistics

Team : SWE (Yellow)

Head Coach : GARPENLOV Johan										Shots on Goal				Time on Ice									
No.	Pos.	Name	G	A	P	PIM	FO+	FO-	FO+/-	FO%	1	2	3	OT	TS	+/-	1	2	3	OT	TOT	SHF	AVG
5	D	FANTENBERG Oscar	0	0	0	0	0	0	0	0.00	0	0	0	0	0	+2	5:29	5:53	4:25		15:47	29	0:32
32	D	BENGTSSON Lukas	0	0	0	0	0	0	0	0.00	1	0	0	0	0	+1	5:36	6:09	5:52		17:37	28	0:37
48	F	KLINGBERG Carl	0	0	0	0	0	0	0	0.00	1	2	1	0	0	+1	7:03	4:05	5:38		16:46	29	0:34
58	F	LANDER Anton +C	1	0	1	2	10	12	-2	45.45	0	1	1	0	0	+1	6:42	5:08	5:31		17:21	28	0:37
86	F	BROME Mathias	0	0	0	0	0	0	0	0.00	1	1	0	0	0	0	5:47	4:03	5:19		15:09	23	0:39
2	D	FOLIN Christian	0	0	0	2	0	0	0	0.00	1	1	1	0	0	0	6:06	3:58	7:03		17:07	29	0:35
8	F	OLOFSSON Fredrik	0	0	0	0	0	0	0	0.00	0	0	0	0	0	+1	4:31	3:26	2:25		10:22	15	0:41
23	F	WALLMARK Lucas	1	0	1	0	4	1	3	80.00	0	0	1	0	0	+1	6:18	5:16	2:41		14:15	20	0:42
29	F	HOLMBERG Pontus	0	1	1	0	0	0	0	0.00	0	1	0	0	0	+2	3:44	2:59	3:48		10:31	19	0:33
52	D	HOLM Philip	0	0	0	0	0	0	0	0.00	0	0	1	0	0	0	4:39	5:48	6:20		16:47	28	0:35



Head Coach : GARPENLOV Johan											Shots on Goal				Time on Ice								
No.	Pos.	Name	G	A	P	PIM	FO+	FO-	FO+/-	FO%	1	2	3	OT	TS	+/-	1	2	3	OT	TOT	SHF	AVG
7	D	TOMMERNES Henrik +A	0	0	0	0	0	0	0	0.00	2	0	0	2	2	+1	7:41	7:39	7:06	22:26	34	0:39	
18	F	EVERBERG Dennis	0	0	0	0	0	0	0	0.00	1	0	0	1	0	0	3:44	4:57	5:55	14:36	27	0:32	
59	F	JOHANSSON Linus	0	0	0	0	0	0	0	0.00	0	0	1	1	0	0	2:45	3:03	6:04	11:52	20	0:35	
64	D	PUDAS Jonathan	0	0	0	0	0	0	0	0.00	0	2	0	2	0	0	6:30	5:23	4:57	16:50	27	0:37	
95	F	de la ROSE Jacob	0	0	0	0	6	8	-2	42.86	2	0	1	3	0	0	4:37	5:07	6:02	15:46	25	0:37	
12	F	FRIBERG Max	0	0	0	0	1	2	-1	33.33	1	0	0	1	0	0	4:45	5:42	5:41	16:08	22	0:44	
16	F	KRUGER Marcus +A	0	0	0	0	9	3	6	75.00	0	0	0	0	0	0	4:18	5:23	5:30	15:11	26	0:35	
33	D	HULTSTROM Linus	0	0	0	0	0	0	0	0.00	0	0	0	0	0	0	0:00	0:00	0:00	0:00	0	0:00	
42	F	NORDSTROM Joakim	0	0	0	2	0	0	0	0.00	0	0	0	0	0	0	3:48	6:06	4:36	14:30	24	0:36	
81	D	LENNSTROM Theodor	0	0	0	0	0	0	0	0.00	0	0	1	1	0	0	3:05	4:53	4:00	11:58	15	0:47	
31	GK	JOHANSSON Lars	0	0	0	0					0	0	0	0	0	0							
35	GK	HELLBERG Magnus	0	0	0	0					0	0	0	0	0	0							
Total			2	1	3	6	30	26	4	53.57	10	8	8	26									

Team : CAN (Black)

Head Coach : JULIEN Claude											Shots on Goal				Time on Ice								
No.	Pos.	Name	G	A	P	PIM	FO+	FO-	FO+/-	FO%	1	2	3	OT	TS	+/-	1	2	3	OT	TOT	SHF	AVG
11	F	McBAIN Jack	0	0	0	2	0	0	0	0.00	1	0	0	1	0	-1	4:50	5:30	5:11	15:31	20	0:46	
12	F	STAAL Eric +C	0	0	0	12	7	5	63.16	0	0	0	0	0	0	-1	4:59	7:04	6:29	18:32	23	0:48	
22	D	POWER Owen	0	0	0	0	0	0	0.00	0	0	1	1	0	0	0	7:22	7:26	10:06	24:54	32	0:46	
32	F	McTAVISH Mason	0	0	0	0	0	0	0.00	0	0	0	0	0	0	0	5:02	3:49	5:20	14:11	21	0:40	
37	D	ROBINSON Mat	0	0	0	0	0	0	0.00	0	0	0	0	0	0	-1	5:31	5:47	6:41	17:59	26	0:41	
9	F	KNIGHT Corban	0	0	0	0	3	1	2	75.00	1	0	0	1	0	-1	5:10	5:25	6:08	16:43	24	0:41	
15	F	TAMBELLINI Adam	0	0	0	1	5	-4	16.67	2	1	0	3	0	-1	4:10	5:22	5:51	15:23	22	0:41		
23	D	WOTHERSPOON Tyler	0	0	0	0	0	0	0.00	0	0	0	0	0	0	-1	6:09	5:06	4:32	15:47	21	0:45	
56	D	NOREAU Maxim +A	0	0	0	0	0	0	0.00	0	2	1	3	0	0	0	5:38	7:24	5:43	18:45	25	0:45	
91	F	WEAL Jordan	0	0	0	2	1	3	-2	25.00	0	0	2	2	0	-1	4:55	5:46	5:51	16:32	22	0:45	
13	F	JOHNSON Kent	0	0	0	0	0	0	0.00	0	0	0	0	0	0	0	5:18	3:01	3:23	11:42	14	0:50	
19	F	O'DELL Eric	0	0	0	0	7	9	-2	43.75	1	1	0	2	0	-1	5:22	5:22	6:08	16:52	24	0:42	
39	F	FERRARO Landon	0	0	0	0	0	0	0.00	1	1	0	2	0	-1	4:51	2:52	3:38	11:21	17	0:40		
44	D	BARBERIO Mark	0	0	0	0	0	0	0.00	2	3	0	5	0	-2	6:05	5:13	7:11	18:29	31	0:35		
60	D	DEMERS Jason	0	0	0	0	0	0	0.00	0	0	0	0	0	0	0	4:22	5:26	4:45	14:33	25	0:34	
5	D	ELLIS Morgan	0	0	0	0	0	0	0.00	0	0	0	0	0	0	0	2:52	1:21	0:54	5:07	9	0:34	
26	F	WINNIK Daniel	0	0	0	0	0	0	0.00	0	0	1	1	0	0	0	4:23	3:40	3:22	11:25	15	0:45	
27	F	CRACKNELL Adam	0	0	0	0	2	3	-1	40.00	0	1	0	1	0	0	3:39	3:51	2:50	10:20	16	0:38	
51	F	DESHARNAIS David +A	0	0	0	0	0	2	-2	0.00	0	0	0	0	0	0	5:07	3:34	2:53	11:34	15	0:46	
96	F	HO-SANG Josh	0	0	0	0	0	0	0.00	0	0	0	0	0	0	0	1:53	2:33	4:37	9:03	13	0:41	
80	GK	PASQUALE Eddie	0	0	0	0					0	0	0	0	0	0							
90	GK	TOMKINS Matt	0	0	0	0					0	0	0	0	0	0							
Total			0	0	0	4	26	30	-4	46.43	8	9	5	22									

Legend:

(G) Goals in tournament	+/- Plus/minus net	+A Assistant Captain	+C Captain
A Assists	AVG Average time on ice / shift	D Defender	ENG Empty net goal
EQ Equal strength	ET/Res Penalty end time/Result of game	F Forward	FO% Face-offs won as percentage
FO+ Face-offs won	FO- Face-offs lost	FO+/- Face-offs net	G Goals
GK Goalkeeper	MIP Minutes in play (GK)	No. Jersey number	OT Overtime
P Points	PIM Penalties in minutes	Pos. Position	PPG Power play goals
SHF Number of shifts	SHG Shorthanded goals	SOG Shots on goal	SVS Saves
TOT Total	TPP Time on power play	TS Total shots	



National Indoor Stadium
 国家体育馆
 Palais national omnisports

WED 16 FEB 2022
 Start Time 21:30

Ice Hockey
 冰球 / Hockey sur glace
Men
 男子 / Hommes

Play-offs Quarterfinals, Game 26
 1/4决赛, 比赛 26 / Phase finale, quarts de finale, Match 26



Shot Chart
 射门表 / Analyse des tirs

SWE - CAN

Shots by CAN
 Goals (0): 0
 SSP (-): 6

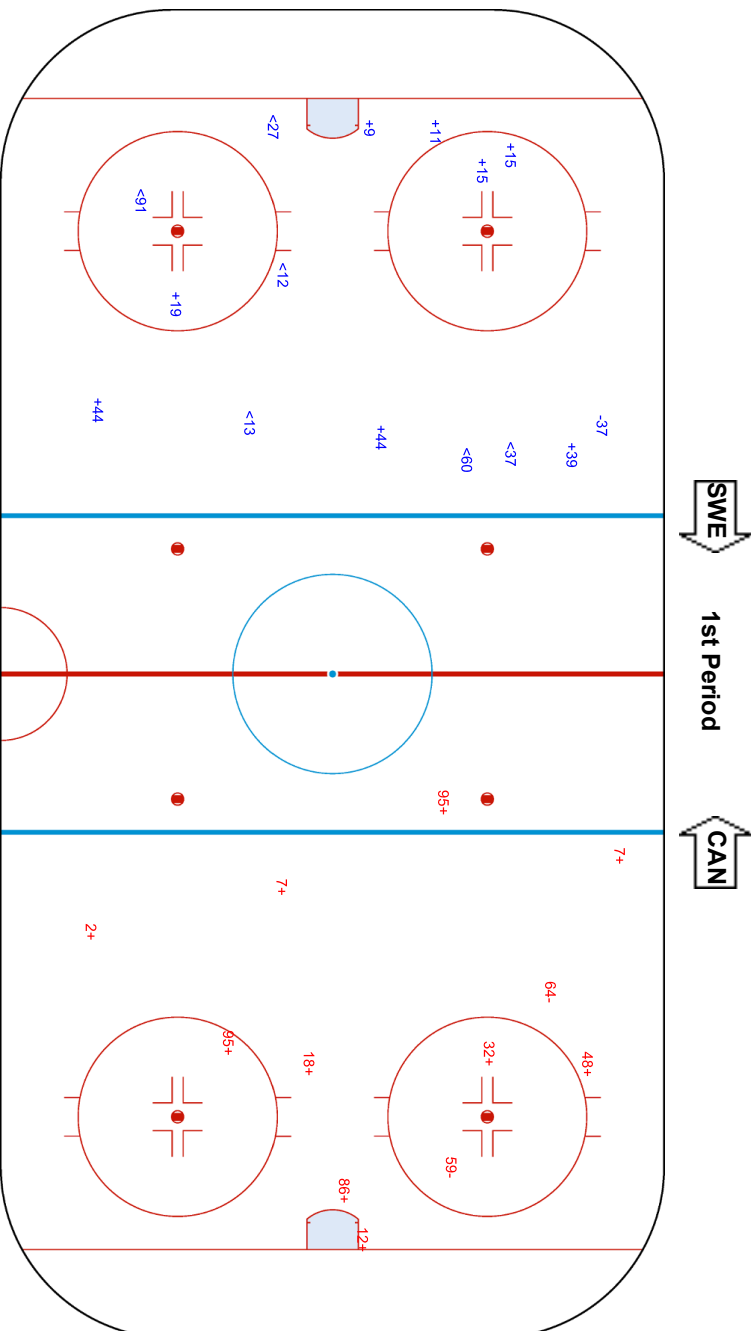
Shots by SWE
 Goals (0): 0
 SSP (-): 0

SSG (+): 8
 SPG (-): 1

SSG (+): 10
 SPG (-): 2

GK 31 of SWE

GK 90 of CAN





National Indoor Stadium
 国家体育馆
 Palais national omnisports
WED 16 FEB 2022
 Start Time 21:30

Ice Hockey
 冰球 / Hockey sur glace
Men
 男子 / Hommes
Play-offs Quarterfinals, Game 26
 1/4决赛, 比赛 26 / Phase finale, quarts de finale, Match 26

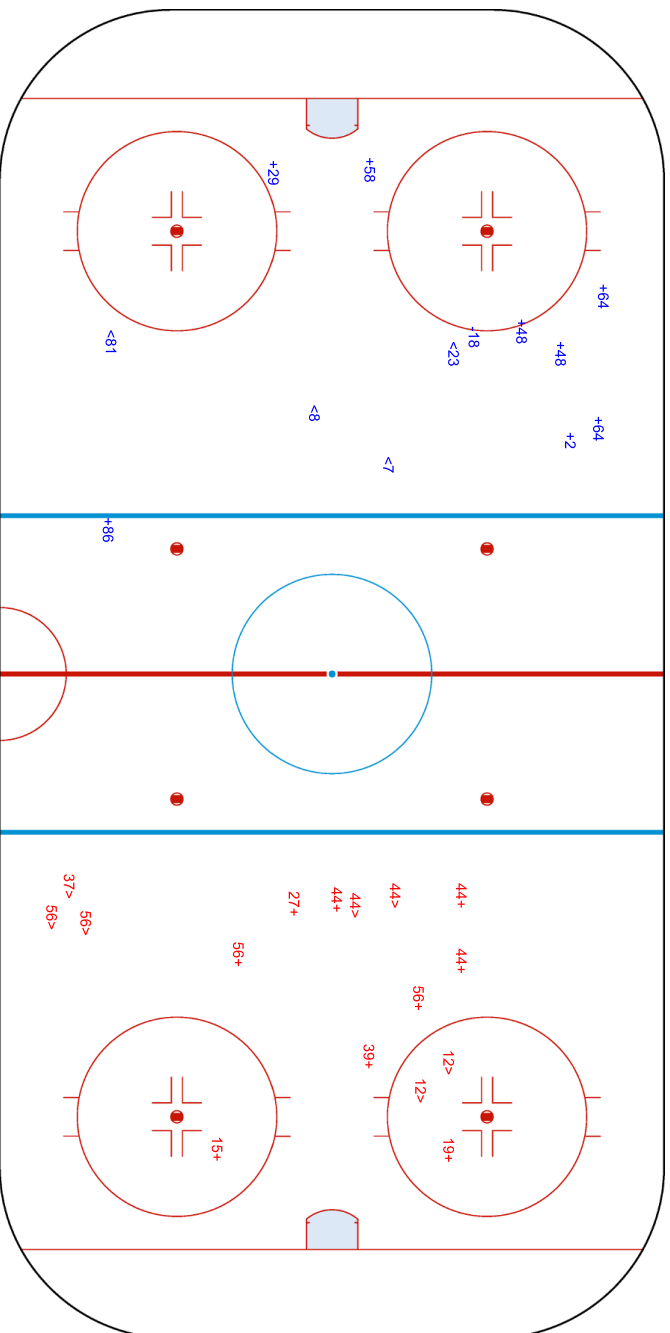


Shots by SWE
 Goals (o): 0
 SSP (-): 4
 SSG (+): 8
 SPG (-): 1

Shots by CAN
 Goals (o): 0
 SSP (-): 7
 SSG (+): 9
 SPG (-): 0

GK 90 of CAN

GK 31 of SWE





National Indoor Stadium
 国家体育馆
 Palais national omnisports

WED 16 FEB 2022
 Start Time 21:30

Ice Hockey
 冰球 / Hockey sur glace
Men
 男子 / Hommes

Play-offs Quarterfinals, Game 26
 1/4决赛, 比赛 26 / Phase finale, quarts de finale, Match 26

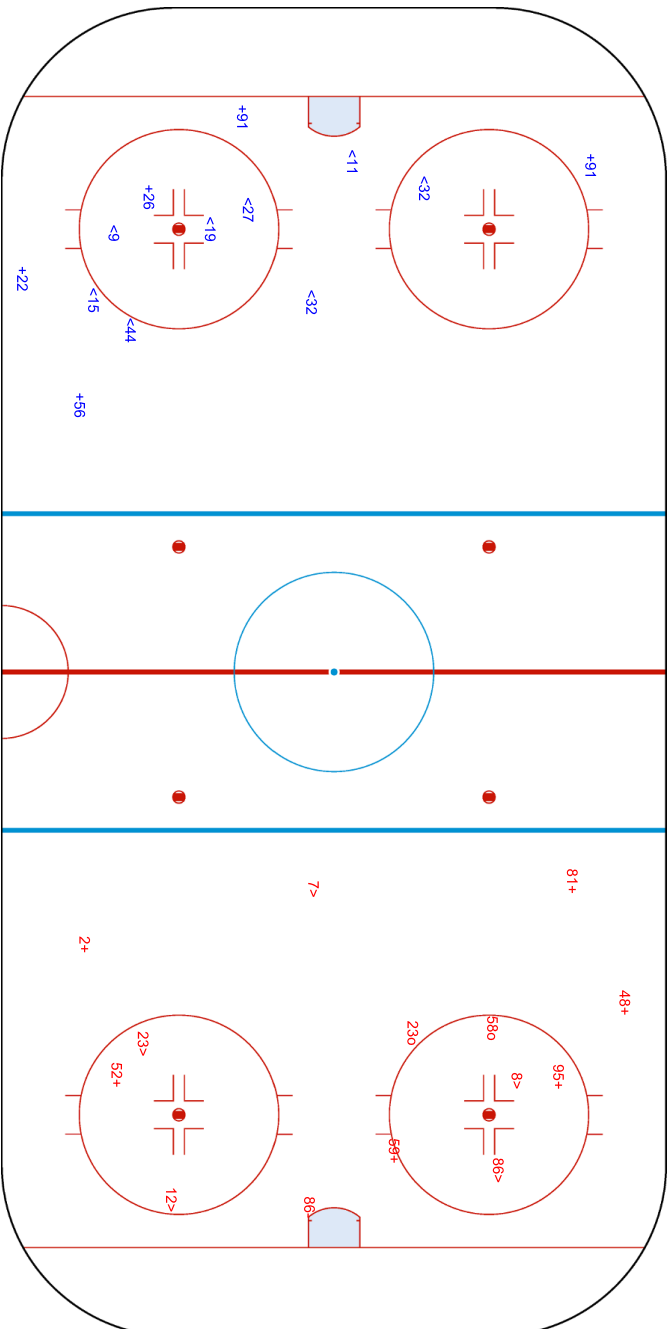


Shots by CAN
 Goals (0): 0
 SSP (-): 8

Shots by SWE
 Goals (0): 2
 SSP (-): 5

SSG (+): 5
 SPG (-): 0

SSG (+): 6
 SPG (-): 1



GK 31 of SWE

GK 90 of CAN

ENG

Legend:	ENG	Empty net goal	GK	Goalkeeper	SPG	Shots past goal	SSG	Shots saved by goalkeeper	SSP	Shots saved by player
---------	-----	----------------	----	------------	-----	-----------------	-----	---------------------------	-----	-----------------------





Face-off Chart

争球表 / Statistiques des mises en jeu

SWE - CAN

1st PERIOD

	SWE		CAN		SWE		CAN		
	Def. zone	Att. zone	Neutral zone	Neutral zone	Att. zone	Def. zone	Att. zone	Def. zone	
	+ 58	- 19	- 58	+ 12	- 58	+ 12			
	- 95	+ 12			- 58	+ 12			
	- 12	+ 12			+ 58	- 19			
	- 12	+ 12			- 58	+ 19			
	- 58	+ 27			+ 16	- 9			
	+ 16	- 27			+ 58	- 91			
					- 95	+ 9			
Total wins / period	2 / 33%	4 / 67%	0 / 0%	1 / 100%	3 / 43%	4 / 57%	Total wins all zones		
							SWE	CAN	
							5 / 36%	9 / 64%	

2nd PERIOD

	SWE		CAN		SWE		CAN		
	Def. zone	Att. zone	Neutral zone	Neutral zone	Att. zone	Def. zone	Att. zone	Def. zone	
	- 16	+ 12	- 58	+ 12	- 58	+ 19			
	+ 16	- 12	+ 95	- 19	- 58	+ 27			
	+ 16	- 12	+ 95	- 27	+ 23	- 15			
	- 58	+ 19			+ 58	- 51			
	- 95	+ 9			+ 58	- 19			
	+ 16	- 19			+ 16	- 19			
	+ 23	- 91			- 95	+ 91			
	+ 95	- 12			+ 23	- 15			
	- 58	+ 9							
Total wins / period	5 / 56%	4 / 44%	2 / 67%	1 / 33%	5 / 63%	3 / 37%	Total wins all zones		
							SWE	CAN	
							12 / 60%	8 / 40%	

3rd PERIOD

	SWE		CAN		SWE		CAN		
	Def. zone	Att. zone	Neutral zone	Neutral zone	Att. zone	Def. zone	Att. zone	Def. zone	
	- 16	+ 12	+ 58	- 15	+ 16	- 12			
	- 95	+ 12	- 58	+ 15	- 95	+ 19			
	+ 95	- 51	+ 58	- 19	+ 23	- 27			
	+ 16	- 91	+ 58	- 12	- 23	+ 19			
	- 95	+ 12	+ 16	- 15	+ 12	- 15			
	+ 95	- 12			- 58	+ 12			
	+ 95	- 12							
	- 16	+ 19							
	- 95	+ 19							
	+ 58	- 19							
	+ 58	- 19							
Total wins / period	6 / 55%	5 / 45%	4 / 80%	1 / 20%	3 / 50%	3 / 50%	Total wins all zones		
							SWE	CAN	
							13 / 59%	9 / 41%	

TOTAL



Total wins / game	SWE	CAN	SWE	CAN	SWE	CAN	Total wins all zones	
	Def. zone	Att. zone	Neutral zone		Att. zone	Def. zone	SWE	CAN
	13 / 50%	13 / 50%	6 / 67%	3 / 33%	11 / 52%	10 / 48%	30 / 54%	26 / 46%

HEAD TO HEAD

No.	CAN							Tot.	wins SWE	Dz	Nz	Az
	9	12	15	19	27	51	91					
12		0 - 2	1 - 0					3	1 33%	0 0%		1 100%
16	1 - 0	3 - 2	1 - 0	2 - 1	1 - 0		1 - 0	12	9 75%	5 63%	1 100%	3 100%
23			2 - 0	0 - 1	1 - 0		1 - 0	5	4 80%	1 100%		3 75%
58	0 - 1	1 - 5	1 - 1	6 - 3	0 - 2	1 - 0	1 - 0	22	10 45%	3 50%	3 50%	4 40%
95	0 - 2	3 - 3		1 - 2	1 - 0	1 - 0	0 - 1	14	6 43%	4 44%	2 100%	0 0%
Tot.	4	19	6	16	5	2	4	56	30 54%	13 50%	6 67%	11 52%
wins CAN	3 75%	12 63%	1 17%	7 44%	2 40%	0 0%	1 25%	26 46%				
Dz	1 50%	3 75%	0 0%	4 57%	1 50%	0 0%	1 50%	10 48%				
Nz		2 67%	1 33%	0 0%	0 0%			3 33%				
Az	2 100%	7 58%		3 43%	1 50%	0 0%	0 0%	13 50%				

Legend:

Az Attacking zone **Dz** Defending zone **No.** Jersey number **Nz** Neutral zone **Tot.** Total face-offs played



Line-Ups

阵容 / Composition des équipes

FIN - SVK

Referees

20 BJORK Tobias (SWE) , 31 ROMASKO Yevgeni (RUS)

Linespersons

75 LAZAREV Gleb (RUS) , 68 McCRANK Dustin (CAN)

Goalkeepers

Team: FIN

No. Name

29 SATERI Harri
45 OLKINUORA Jussi

Team: SVK

No. Name

24 RYBAR Patrik
42 KONRAD Branislav

Team Line-ups

Team: FIN (Blue)

No. Pos. Name

4	D	LEHTONEN Mikko
38	D	HIETANEN Juuso
60	F	GRANLUND Markus
65	F	MANNINEN Sakari
70	F	HARTIKAINEN Teemu
40	D	LINDBOHM Petteri
42	D	VATANEN Sami
51	F	FILPPULA Valtteri +C
81	F	PAKARINEN Iiro
82	F	PESONEN Harri
3	D	FRIMAN Niklas
13	D	KEMILAINEN Valtteri
15	F	AALTONEN Miro
28	F	NATTINEN Joonas
71	F	KOMAROV Leo
2	D	POKKA Ville
55	D	OHTAMAA Atte +A
12	F	ANTTILA Marko +A
24	F	BJORNINEN Hannes
80	F	MAENALANEN Saku

Head Coach: JALONEN Jukka

NOT DRESSED:

20 F OJAMAKI Niko
25 F RAJALA Toni
35 GK TUOHIMAA Frans

Team: SVK (White)

No. Pos. Name

14	D	CERESNAK Peter +A
65	D	CAJKOVSKY Michal
20	F	SLAFKOVSKY Juraj
27	F	HRIVIK Marek +C
34	F	CEHLARIK Peter +A
44	D	ROSANDIC Mislav
52	D	MARINCIN Martin
13	F	JURCO Tomas
79	F	HUDACEK Libor
88	F	POSPISIL Kristian
22	D	KNAZKO Samuel
28	D	GERNAT Martin
12	F	KELEMEN Milos
19	F	KRISTOF Michal
25	F	ZUZIN Peter
5	D	NEMEC Simon
40	F	ROMAN Milos
49	F	TAKAC Samuel
56	F	DANO Marko
87	F	REGENDA Pavol

Head Coach: RAMSAY Craig

NOT DRESSED:

30 GK TOMEK Matej
71 D DALOGA Marek
89 F HOLESINSKY Adrian

Legend:

+A	Assistant Captain	+C	Captain	D	Defender	F	Forward
No.	Jersey number	Pos.	Position				



Graphical Line-ups

阵容图 / Alignments

FIN - SVK

Referees


20 BJORK Tobias (SWE) , 31 ROMASKO Yevgeni (RUS)

Linespersons

75 LAZAREV Gleb (RUS) , 68 McCRANK Dustin (CAN)

Team: FIN - Finland (Blue)

Head Coach: JALONEN Jukka



Team: SVK - Slovakia (White)

Head Coach: RAMSAY Craig



Legend:

+A Assistant Captain +C Captain Sn Starting position



Game Summary

比赛总结 / Résumé du match

REVISED

18 FEB 14:56

FIN - SVK 2 - 0 (1 - 0, 0 - 0, 1 - 0)

Spectators	Referees	Linespersons
1071	20 BJORK Tobias (SWE) , 31 ROMASKO Yevgeni (RUS)	75 LAZAREV Gleb (RUS) , 68 McCRANK Dustin (CAN)

Team Statistics

Period	Score	SVS	SOG	PIM	TPP	PPG	SHG
1	1 : 0	8 : 8	9 : 8	0 : 0	00:00 : 00:00	0 : 0	0 : 0
2	0 : 0	13 : 12	12 : 13	0 : 4	02:47 : 00:00	0 : 0	0 : 0
3	1 : 0	7 : 5	6 : 7	0 : 2	02:00 : 00:00	0 : 0	0 : 0
Total	2 : 0	28 : 25	27 : 28	0 : 6	04:47 : 00:00	0 : 0	0 : 0

1st Period

Action	Time	ET/Res	Team	Type	No.	Name	(G)	Name of Assistant(s) / Action Description
GK	00:00		SVK		24	RYBAR P		- Goalkeeper in
GK	00:00		FIN		29	SATERI H		- Goalkeeper in
Goal	15:58	1 : 0	FIN	EQ	65	MANNINEN S	(4)	40 LINDBOHM P On Ice FIN 29 40 42 60 65 70 42 VATANEN S SVK 24 20 27 44 52 88

2nd Period

Action	Time	ET/Res	Team	Type	No.	Name	(G)	Name of Assistant(s) / Action Description
Penalty	28:35	30:35	SVK	2 min.	14	CERESNAK P		- Tripping
Penalty	29:22	31:22	SVK	2 min.	87	REGENDA P		- Tripping

3rd Period

Action	Time	ET/Res	Team	Type	No.	Name	(G)	Name of Assistant(s) / Action Description
Penalty	41:21	43:21	SVK	2 min.	88	POSPISIL K		- Tripping
GK	58:22		SVK					24 RYBAR P - Goalkeeper out
Goal	59:21	2 : 0	FIN	EQ ENG	82	PESONEN H	(3)	70 HARTIKAINEN T On Ice FIN 29 2 51 55 70 82 2 POKKA V SVK 14 20 27 34 65 79
GK	59:21		SVK		24	RYBAR P		- Goalkeeper in
GK	60:00		FIN					29 SATERI H - Goalkeeper out
GK	60:00		SVK					24 RYBAR P - Goalkeeper out

Goalkeeper Records

Team : FIN - Finland

Team : SVK - Slovakia

No.	Name	SOG	SVS	MIP
29	SATERI Harri	28	28	60:00
45	OLKINUORA Jussi			
No.	Name	SOG	SVS	MIP
24	RYBAR Patrik	26	25	59:01
42	KONRAD Branislav			

Game Statistics

Team : FIN (Blue)

Head Coach : JALONEN Jukka													Shots on Goal				Time on Ice						
No.	Pos.	Name	G	A	P	PIM	FO+	FO-	FO+/-	FO%	1	2	3	OT	TS	+/-	1	2	3	OT	TOT	SHF	AVG
4	D	LEHTONEN Mikko	0	0	0	0	0	0	0	0.00	0	1	0	1	0	0	6:20	6:06	5:59		18:25	21	0:52
38	D	HIETANEN Juuso	0	0	0	0	0	0	0	0.00	0	0	1	1	0	0	4:35	2:34	3:49		10:58	19	0:34
60	F	GRANLUND Markus	0	0	0	0	0	1	-1	0.00	1	2	0	3	+1	0	5:19	5:22	4:56		15:37	21	0:44
65	F	MANNINEN Sakari	1	0	1	0	1	4	-3	20.00	1	1	1	3	+1	0	4:51	5:58	5:36		16:25	21	0:46
70	F	HARTIKAINEN Teemu	0	1	1	0	0	0	0	0.00	0	0	0	0	+2	0	4:30	5:18	7:13		17:01	23	0:44
40	D	LINDBOHM Petteri	0	1	1	0	0	0	0	0.00	2	0	0	2	+1	0	3:19	5:45	5:11		14:15	20	0:42
42	D	VATANEN Sami	0	1	1	0	0	0	0	0.00	1	1	0	2	+1	0	5:18	4:39	5:25		15:22	22	0:41
51	F	FILPPULA Valterri +C	0	0	0	0	6	7	-1	46.15	0	2	0	2	+1	0	4:58	4:56	5:12		15:06	20	0:45
81	F	PAKARINEN Iiro	0	0	0	0	6	3	3	66.67	0	0	0	0	0	0	4:51	5:48	4:48		15:27	19	0:48
82	F	PESONEN Harri	1	0	1	0	0	0	0	0.00	0	2	1	3	+1	0	5:00	5:48	4:58		15:46	20	0:47
3	D	FRIMAN Niklas	0	0	0	0	0	0	0	0.00	0	0	0	0	0	0	5:15	5:14	2:23		12:52	20	0:38
13	D	KEMILAINEN Valtteri	0	0	0	0	0	0	0	0.00	0	0	0	0	0	0	4:36	3:55	2:53		11:24	19	0:36
15	F	AALTONEN Miro	0	0	0	0	0	0	0	0.00	0	0	0	0	0	0	4:21	4:50	3:00		12:11	18	0:40



Head Coach : JALONEN Jukka		Shots on Goal											Time on Ice										
No.	Pos.	Name	G	A	P	PIM	FO+	FO-	FO+/-	FO%	1	2	3	OT	TS	+/-	1	2	3	OT	TOT	SHF	AVG
28	F	NATTINEN Joonas	0	0	0	0	4	3	1	57.14	0	1	0	1	0	0	3:57	4:57	4:50		13:44	16	0:51
71	F	KOMAROV Leo	0	0	0	0	1	1	0	50.00	0	0	2	2	0	0	3:43	4:14	5:47		13:44	18	0:45
2	D	POKKA Ville	0	1	1	0	0	0	0	0.00	0	0	0	0	+1	0	4:37	5:01	6:38		16:16	24	0:40
12	F	ANTTILA Marko +A	0	0	0	0	0	0	0	0.00	3	1	0	4	0	0	6:05	5:32	5:55		17:32	24	0:43
24	F	BJORNINEN Hannes	0	0	0	0	19	6	13	76.00	0	0	1	1	0	0	5:52	4:23	5:41		15:56	25	0:38
55	D	OHTAMAA Atte +A	0	0	0	0	0	0	0	0.00	1	1	0	2	+1	0	5:37	3:51	4:52		14:20	23	0:37
80	F	MAENALANEN Saku	0	0	0	0	0	0	0	0.00	0	0	0	0	0	0	5:52	5:09	4:31		15:32	25	0:37
29	GK	SATERI Harri	0	0	0	0					0	0	0	0									
45	GK	OLKINUORA Jussi	0	0	0	0					0	0	0	0									
Total			2	4	6	0	37	25	12	59.68	9	12	6	27									

Team : SVK (White)

Head Coach : RAMSAY Craig		Shots on Goal											Time on Ice										
No.	Pos.	Name	G	A	P	PIM	FO+	FO-	FO+/-	FO%	1	2	3	OT	TS	+/-	1	2	3	OT	TOT	SHF	AVG
14	D	CERESNAK Peter +A	0	0	0	2	0	0	0	0.00	0	0	0	0	-1	0	6:17	5:58	7:36		19:51	28	0:42
20	F	SLAFKOVSKY Juraj	0	0	0	0	0	0	0	0.00	0	3	0	3	-2	0	5:47	5:50	8:26		20:03	25	0:48
27	F	HRIVIK Marek +C	0	0	0	0	13	13	0	50.00	1	2	1	4	-2	0	6:26	7:38	8:17		22:21	26	0:51
34	F	CEHLARIK Peter +A	0	0	0	0	0	0	0	0.00	0	0	0	0	0	-1	4:57	6:07	8:51		19:55	25	0:47
65	D	CAJKOVSKY Michal	0	0	0	0	0	0	0	0.00	0	0	0	0	-1	0	6:07	5:08	7:20		18:35	26	0:42
13	F	JURCO Tomas	0	0	0	0	0	0	0	0.00	2	0	1	3	0	0	4:33	3:55	3:16		11:44	18	0:39
44	D	ROSANDIC Mislav	0	0	0	0	0	0	0	0.00	0	1	0	1	-1	0	6:44	7:10	5:58		19:52	27	0:44
52	D	MARINCIN Martin	0	0	0	0	0	0	0	0.00	1	0	1	2	-1	0	7:15	10:20	7:52		25:27	29	0:52
79	F	HUDACEK Libor	0	0	0	0	4	8	-4	33.33	0	0	2	2	-1	0	4:07	4:07	5:49		14:03	20	0:42
88	F	POSPISIL Kristian	0	0	0	2	0	4	-4	0.00	1	1	0	2	-1	0	5:29	3:51	4:20		13:40	22	0:37
12	F	KELEMEN Milos	0	0	0	0	0	0	0	0.00	0	1	0	1	0	0	4:51	3:36	3:45		12:12	16	0:45
19	F	KRISTOF Michal	0	0	0	0	6	6	0	50.00	0	0	0	0	0	0	5:38	2:46	4:31		12:55	19	0:40
22	D	KNAZKO Samuel	0	0	0	0	0	0	0	0.00	0	2	0	2	0	0	5:59	4:15	5:06		15:20	21	0:43
25	F	ZUZIN Peter	0	0	0	0	0	0	0	0.00	1	0	1	2	0	0	5:43	3:22	4:06		13:11	18	0:43
28	D	GERNAT Martin	0	0	0	0	0	0	0	0.00	1	1	1	3	0	0	6:26	7:49	6:04		20:19	26	0:46
5	D	NEMEC Simon	0	0	0	0	0	0	0	0.00	0	0	0	0	0	0	1:05	0:00	0:00		1:05	2	0:32
40	F	ROMAN Milos	0	0	0	0	2	6	-4	25.00	0	1	0	1	0	0	3:38	5:24	2:13		11:15	16	0:42
49	F	TAKAC Samuel	0	0	0	0	0	0	0	0.00	0	1	0	1	0	0	3:54	4:22	1:17		9:33	13	0:44
56	F	DANO Marko	0	0	0	0	0	0	0	0.00	0	0	0	0	0	0	0:44	0:00	0:00		0:44	1	0:44
87	F	REGENDA Pavol	0	0	0	2	0	0	0	0.00	1	0	0	1	0	0	3:58	3:59	3:47		11:44	18	0:39
24	GK	RYBAR Patrik	0	0	0	0					0	0	0	0									
42	GK	KONRAD Branislav	0	0	0	0					0	0	0	0									
Total			0	0	0	6	25	37	-12	40.32	8	13	7	28									

Legend:					
(G)	Goals in tournament	+/-	Plus/minus net	+A	Assistant Captain
A	Assists	AVG	Average time on ice / shift	D	Defender
EQ	Equal strength	ET/Res	Penalty end time/Result of game	F	Forward
FO+	Face-offs won	FO-	Face-offs lost	FO+/-	Face-offs net
GK	Goalkeeper	MIP	Minutes in play (GK)	No.	Jersey number
P	Points	PIM	Penalties in minutes	Pos.	Position
SHF	Number of shifts	SHG	Shorthanded goals	SOG	Shots on goal
TOT	Total	TPP	Time on power play	TS	Total shots
				+C	Captain
				ENG	Empty net goal
				FO%	Face-offs won as percentage
				G	Goals
				OT	Overtime
				PPG	Power play goals
				SVS	Saves

REVISED Revised to correct Time on Ice for Team FIN for period 3.



National Indoor Stadium
 国家体育馆
 Palais national omnisports

FRI 18 FEB 2022
 Start Time 12:10

Ice Hockey
 冰球 / Hockey sur glace

Men
 男子 / Hommes

Play-offs Semifinals, Game 27
 半决赛, 比赛 27 // Phase finale, demi-finales, Match 27

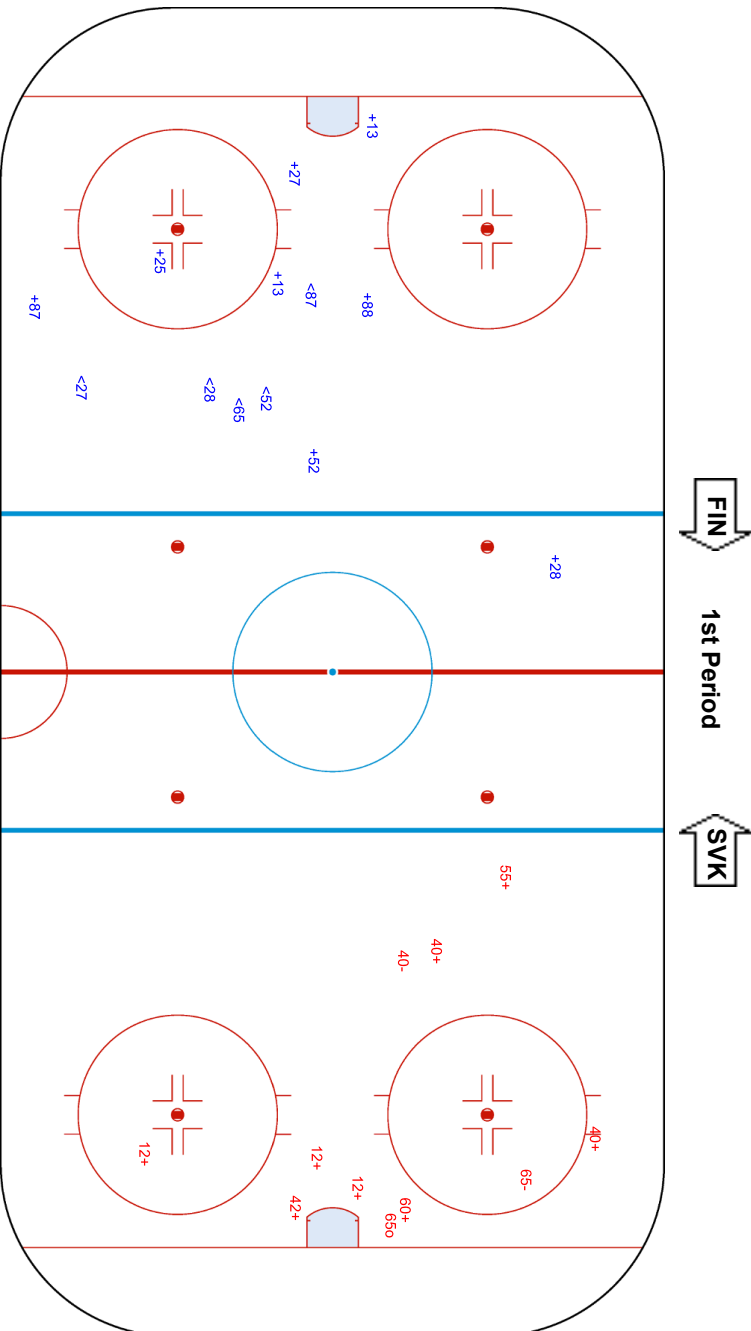
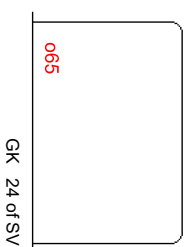
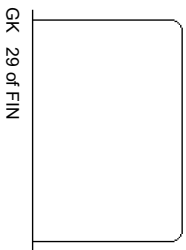


Shot Chart
 射门表 / Analyse des tirs

FIN - SVK

Shots by SVK
 Goals (G): 0
 SSP (-): 5
 SSG (+): 8
 SPG (-): 0

Shots by FIN
 Goals (G): 1
 SSP (-): 0
 SSG (+): 8
 SPG (-): 2





National Indoor Stadium
 国家体育馆
 Palais national omnisports

FRI 18 FEB 2022
 Start Time 12:10



Ice Hockey
 冰球 / Hockey sur glace
 Men
 男子 / Hommes
Play-offs Semifinals, Game 27
 半决赛, 比赛 27 / Phase finale, demi-finales, Match 27

Shots by FIN Goals (o): 0 SSP (-): 3

Shots by SVK Goals (o): 0 SSP (-): 9

SSG (+): 12
 SPG (-): 1

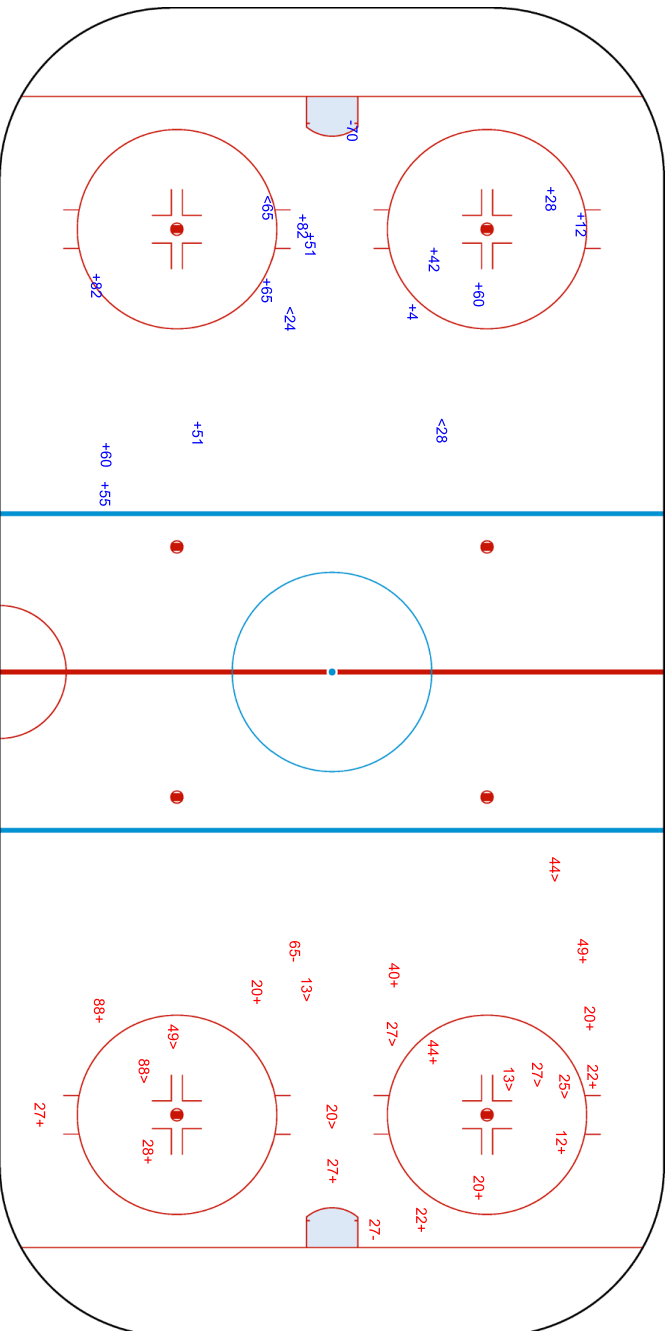
SVK

2nd Period

FIN

GK 24 of SVK

GK 29 of FIN





National Indoor Stadium
 国家体育馆
 Palais national omnisports

FRI 18 FEB 2022
 Start Time 12:10

Ice Hockey
 冰球 / Hockey sur glace

Men
 男子 / Hommes

Play-offs Semifinals, Game 27
 半决赛, 比赛 27 // Phase finale, demi-finales, Match 27

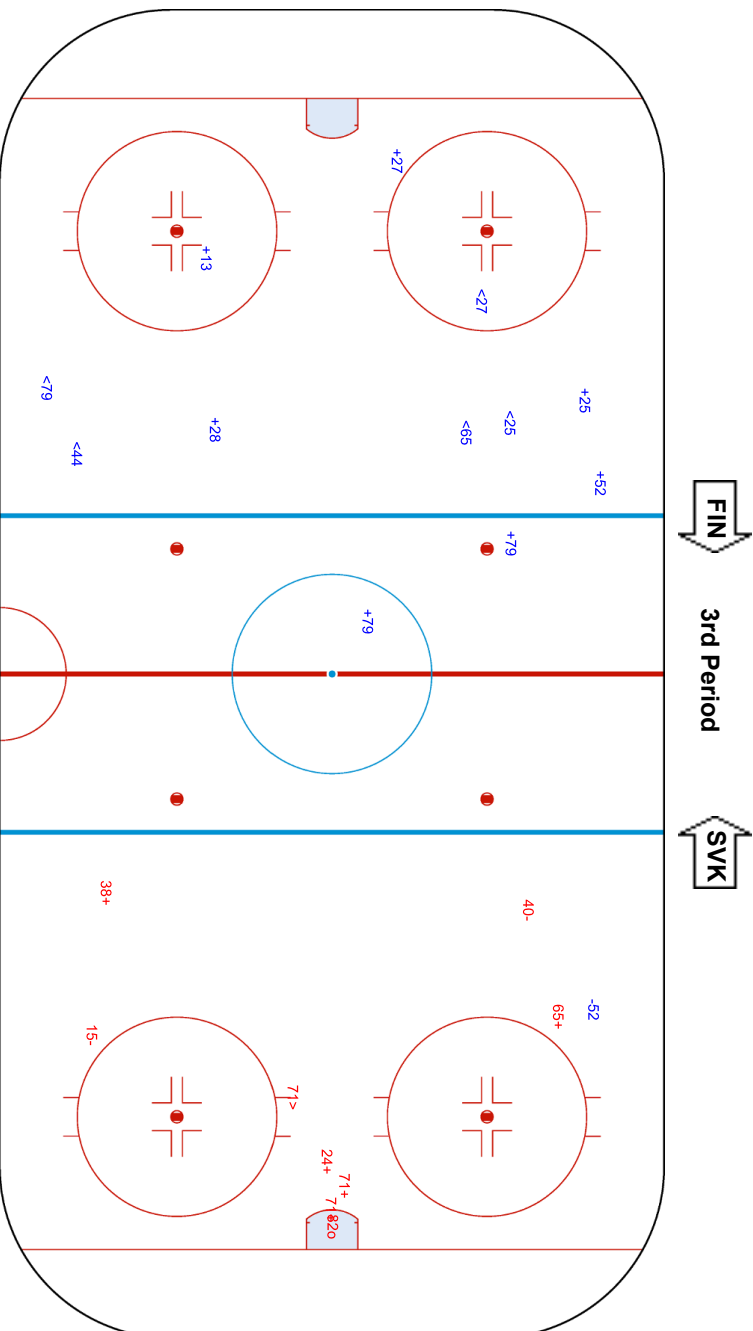


Shots by SVK
 Goals (0): 0
 SSP (-): 5
 SSG (+): 7
 SPG (-): 1

Shots by FIN
 Goals (0): 1
 SSP (-): 1
 SSG (+): 5
 SPG (-): 2

GK 29 of FIN

GK 24 of SVK



Legend:	ENG	Empty net goal	GK	Goalkeeper	SPG	Shots past goal	SSG	Shots saved by goalkeeper	SSP	Shots saved by player
---------	-----	----------------	----	------------	-----	-----------------	-----	---------------------------	-----	-----------------------





Face-off Chart

争球表 / Statistiques des mises en jeu

FIN - SVK

1st PERIOD

	FIN		SVK		FIN		SVK		Total wins all zones				
	Def. zone	Att. zone	Neutral zone	Neutral zone	Att. zone	Def. zone	Def. zone	Att. zone					
	+ 24	- 27	+ 24	- 27	+ 24	- 40			<table border="1"> <tr> <th>FIN</th> <th>SVK</th> </tr> <tr> <td>10 / 59%</td> <td>7 / 41%</td> </tr> </table>	FIN	SVK	10 / 59%	7 / 41%
FIN	SVK												
10 / 59%	7 / 41%												
	+ 81	- 88	- 51	+ 19	- 51	+ 19							
	- 65	+ 27	+ 81	- 79	- 81	+ 19							
	+ 24	- 27	+ 51	- 79									
	+ 28	- 40	- 24	+ 27									
	- 24	+ 27	+ 24	- 27									
	+ 24	- 79	- 51	+ 79									
Total wins / period	5 / 71%	2 / 29%	4 / 57%	3 / 43%	1 / 33%	2 / 67%							

2nd PERIOD

	FIN		SVK		FIN		SVK		Total wins all zones				
	Def. zone	Att. zone	Neutral zone	Neutral zone	Att. zone	Def. zone	Def. zone	Att. zone					
	+ 81	- 88	- 24	+ 27	+ 24	- 27			<table border="1"> <tr> <th>FIN</th> <th>SVK</th> </tr> <tr> <td>11 / 50%</td> <td>11 / 50%</td> </tr> </table>	FIN	SVK	11 / 50%	11 / 50%
FIN	SVK												
11 / 50%	11 / 50%												
	- 65	+ 40	+ 24	- 27	- 65	+ 27							
	- 81	+ 40			- 71	+ 19							
	+ 24	- 19			+ 28	- 19							
	- 28	+ 79			+ 24	- 79							
	- 28	+ 79			+ 24	- 79							
	+ 65	- 40			- 65	+ 27							
	+ 28	- 27			- 60	+ 27							
	- 81	+ 79											
	+ 24	- 19											
	- 24	+ 19											
	+ 24	- 79											
Total wins / period	6 / 50%	6 / 50%	1 / 50%	1 / 50%	4 / 50%	4 / 50%							

3rd PERIOD

	FIN		SVK		FIN		SVK		Total wins all zones				
	Def. zone	Att. zone	Neutral zone	Neutral zone	Att. zone	Def. zone	Def. zone	Att. zone					
	- 24	+ 27	+ 24	- 27	+ 51	- 40			<table border="1"> <tr> <th>FIN</th> <th>SVK</th> </tr> <tr> <td>16 / 70%</td> <td>7 / 30%</td> </tr> </table>	FIN	SVK	16 / 70%	7 / 30%
FIN	SVK												
16 / 70%	7 / 30%												
	+ 81	- 40	- 28	+ 27	- 51	+ 27							
	- 51	+ 27	- 51	+ 19	+ 51	- 27							
	+ 24	- 27	- 51	+ 27									
	+ 71	- 88	+ 24	- 79									
	- 24	+ 27	+ 51	- 27									
	+ 24	- 19	+ 51	- 79									
	+ 81	- 40	+ 28	- 27									
	+ 51	- 88	+ 24	- 19									
	+ 81	- 27											
	+ 24	- 19											
Total wins / period	8 / 73%	3 / 27%	6 / 67%	3 / 33%	2 / 67%	1 / 33%							

TOTAL



Total wins / game	FIN	SVK	FIN	SVK	FIN	SVK	Total wins all zones	
	Def. zone	Att. zone	Neutral zone		Att. zone	Def. zone	FIN	SVK
	19 / 63%	11 / 37%	11 / 61%	7 / 39%	7 / 50%	7 / 50%	37 / 60%	25 / 40%

HEAD TO HEAD

No.	SVK					Tot.	wins FIN	Dz	Nz	Az	
	19	27	40	79	88						
FIN	24	5 - 1	8 - 5	1 - 0	5 - 0	25	19 76%	9 69%	6 75%	4 100%	
	28	1 - 0	2 - 1	1 - 0	0 - 2	7	4 57%	2 50%	1 50%	1 100%	
	51	0 - 3	2 - 3	1 - 0	2 - 1	1 - 0	13	6 46%	1 50%	3 43%	2 50%
	60		0 - 1				1	0 0%			0 0%
	65		0 - 3	1 - 1			5	1 20%	1 33%		0 0%
	71	0 - 1				1 - 0	2	1 50%	1 100%		0 0%
	81	0 - 1	1 - 0	2 - 1	1 - 1	2 - 0	9	6 67%	5 71%	1 100%	0 0%
Tot.	12	26	8	12	4	62	37 60%	19 63%	11 61%	7 50%	
wins SVK	6 50%	13 50%	2 25%	4 33%	0 0%	25 40%					
Dz	3 75%	4 67%	0 0%	0 0%		7 50%					
Nz	2 67%	4 40%		1 20%		7 39%					
Az	1 20%	5 50%	2 33%	3 60%	0 0%	11 37%					

Legend:

Az Attacking zone **Dz** Defending zone **No.** Jersey number **Nz** Neutral zone **Tot.** Total face-offs played



Line-Ups

阵容 / Composition des équipes

ROC - SWE

Referees

27 BRUGGEMAN Andrew (USA) , 7 GOUIN Olivier (CAN)

Linespersons

35 HYNEK Daniel (CZE) , 50 ONDRACEK Jiri (CZE)

Goalkeepers

Team: ROC

No. Name

28 FEDOTOV Ivan
82 BILYALOV Timur

Team Line-ups

Team: ROC (Red)

No. Pos. Name

57	D	NIKISHIN Alexander
89	D	NESTEROV Nikita
76	F	CHIBISOV Andrei
87	F	SHIPACHYOV Vadim +C
94	F	SEMYONOV Kirill

4	D	YELESIN Alexander
44	D	YAKOVLEV Yegor +A
55	F	TKACHYOV Vladimir
81	F	GRITSYUK Arseni
97	F	GUSEV Nikita

7	D	TELEGIN Sergei
27	D	VOINOV Vyacheslav
10	F	VORONKOV Dmitri
15	F	KARNAUKHOV Pavel
58	F	SLEPYSHEV Anton

43	D	SHARIPZYANOV Damir
11	F	ANDRONOV Sergei +A
16	F	PLOTNIKOV Sergei
24	F	KAYUMOV Artur
25	F	GRIGORENKO Mikhail

Head Coach: ZHAMNOV Alexei

NOT DRESSED:

22 F GALIEV Stanislav
31 GK SAMONOV Alexander
72 D MINULIN Artyom

Team: SWE

No. Name

31 JOHANSSON Lars
35 HELLBERG Magnus

Team: SWE (Yellow)

No. Pos. Name

5	D	FANTENBERG Oscar
32	D	BENGTSSON Lukas
48	F	KLINGBERG Carl
58	F	LANDER Anton +C
86	F	BROME Mathias

2	D	FOLIN Christian
52	D	HOLM Philip
8	F	OLOFSSON Fredrik
23	F	WALLMARK Lucas
29	F	HOLMBERG Pontus

7	D	TOMMERNES Henrik +A
64	D	PUDAS Jonathan
18	F	EVERBERG Dennis
59	F	JOHANSSON Linus
95	F	de la ROSE Jacob

81	D	LENNSTROM Theodor
12	F	FRIBERG Max
15	F	RYDAHL Gustav
16	F	KRUGER Marcus +A
42	F	NORDSTROM Joakim

Head Coach: GARPENLOV Johan

NOT DRESSED:

33 D HULTSTROM Linus
34 F BRODIN Daniel
39 GK REIDEBORN Adam

Legend:

+A	Assistant Captain	+C	Captain	D	Defender	F	Forward
No.	Jersey number	Pos.	Position				



Graphical Line-ups
阵容图 / Alignments

ROC - SWE

Referees

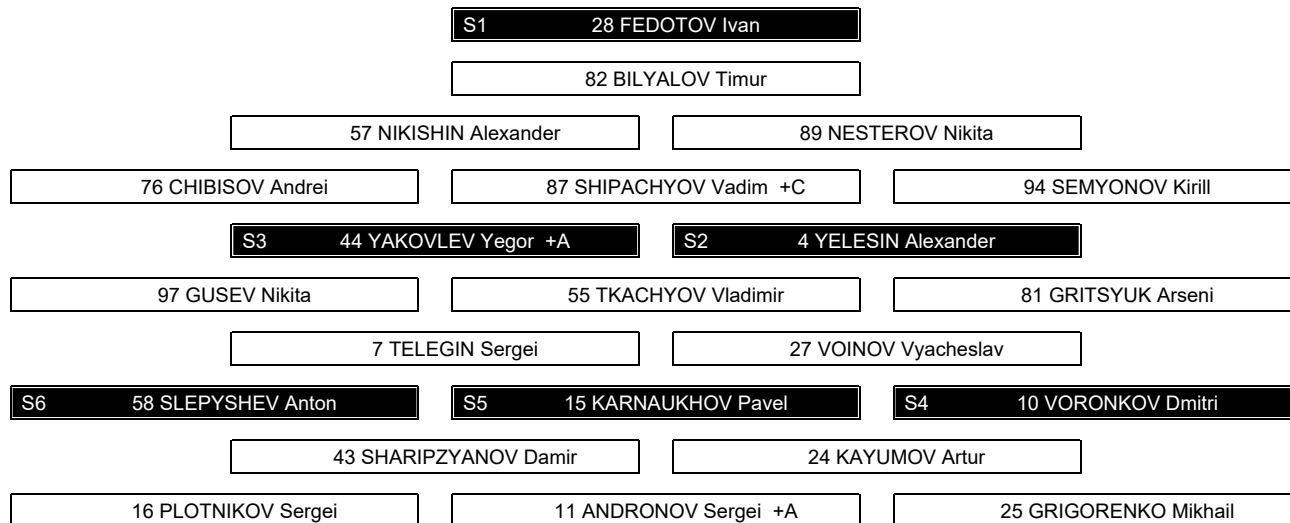
27 BRUGGEMAN Andrew (USA) , 7 GOUIN Olivier (CAN)

Linespersons

35 HYNEK Daniel (CZE) , 50 ONDRACEK Jiri (CZE)


Team: ROC - ROC (Red)

Head Coach: ZHAMNOV Alexei



Team: SWE - Sweden (Yellow)

Head Coach: GARPENLOV Johan



Legend:

+A Assistant Captain **+C** Captain **Sn** Starting position


Game Summary

比赛总结 / Résumé du match

ROC - SWE 2 - 1 (0 - 0, 1 - 0, 0 - 1, 0 - 0, 1 - 0)

Spectators	Referees	Linespersons
1161	27 BRUGGEMAN Andrew (USA) , 7 GOUIN Olivier (CAN)	35 HYNEK Daniel (CZE) , 50 ONDRACEK Jiri (CZE)

Team Statistics

Period	Score	SVS	SOG	PIM	TPP	PPG	SHG
1	0 : 0	12 : 11	11 : 12	4 : 2	00:05 : 02:05	0 : 0	0 : 0
2	1 : 0	10 : 11	12 : 10	0 : 2	02:00 : 00:00	0 : 0	0 : 0
3	0 : 1	9 : 11	11 : 10	0 : 0	00:00 : 00:00	0 : 0	0 : 0
OT	0 : 0	3 : 6	6 : 3	0 : 0	00:00 : 00:00	0 : 0	0 : 0
PSS	1 : 0	0 : 0	1 : 0	0 : 0	00:00 : 00:00	0 : 0	0 : 0
Total	2 : 1	34 : 39	41 : 35	4 : 4	02:05 : 02:05	0 : 0	0 : 0

1st Period

Action	Time	ET/Res	Team	Type	No.	Name	(G)	Name of Assistant(s) / Action Description
GK	00:00		ROC		28	FEDOTOV I	-	Goalkeeper in
GK	00:00		SWE		31	JOHANSSON L	-	Goalkeeper in
Penalty	04:29	06:29	ROC	2 min.	76	CHIBISOV A	-	Tripping
Penalty	16:01	18:01	SWE	2 min.	18	EVERBERG D	-	Tripping
Penalty	16:06	18:06	ROC	2 min.	55	TKACHYOV V	-	Slashing

2nd Period

Action	Time	ET/Res	Team	Type	No.	Name	(G)	Name of Assistant(s) / Action Description
Goal	20:15	1 : 0	ROC	EQ	58	SLEPYSHEV A	(2)	15 KARNAUKHOV P On Ice ROC 28 4 10 15 44 58 44 YAKOVLEV Y SWE 31 2 48 52 58 86
Penalty	35:32	37:32	SWE	2 min.	23	WALLMARK L	-	Holding the Stick

3rd Period

Action	Time	ET/Res	Team	Type	No.	Name	(G)	Name of Assistant(s) / Action Description
Goal	46:22	1 : 1	SWE	EQ	58	LANDER A	(4)	7 TOMMERNES H On Ice ROC 28 4 44 55 81 97 64 PUDAS J SWE 31 7 48 58 64 86

Overtime

No game actions in this period

Action	Time	ET/Res	Team	Type	No.	Name	(G)	Name of Assistant(s) / Action Description
GK	70:00		ROC					28 FEDOTOV I - Goalkeeper out
GK	70:00		SWE					31 JOHANSSON L - Goalkeeper out

Penalty-Shot Shootout

Action	Time	Result	Team	No.	Name	(G)	Action Description	Goalkeeper
		0 : 0	ROC	58	SLEPYSHEV A	-	Saved by the goalkeeper	31 JOHANSSON L (SWE)
		0 : 0	SWE	48	KLINGBERG C	-	Lost the puck	28 FEDOTOV I (ROC)
		0 : 0	ROC	25	GRIGORENKO M	-	Saved by the goalkeeper	31 JOHANSSON L (SWE)
		0 : 1	SWE	23	WALLMARK L	-	Scored	28 FEDOTOV I (ROC)
		1 : 1	ROC	97	GUSEV N	-	Scored	31 JOHANSSON L (SWE)
		1 : 2	SWE	42	NORDSTROM J	-	Scored	28 FEDOTOV I (ROC)
		1 : 2	ROC	55	TKACHYOV V	-	Saved by the goalkeeper	31 JOHANSSON L (SWE)
		1 : 2	SWE	7	TOMMERNES H	-	Missed (right)	28 FEDOTOV I (ROC)
		2 : 2	ROC	44	YAKOVLEV Y	-	Scored	31 JOHANSSON L (SWE)
		2 : 2	SWE	58	LANDER A	-	Saved by the goalkeeper	28 FEDOTOV I (ROC)
		2 : 2	SWE	48	KLINGBERG C	-	Saved by the goalkeeper	28 FEDOTOV I (ROC)
		2 : 2	ROC	97	GUSEV N	-	Saved by the goalkeeper	31 JOHANSSON L (SWE)
		2 : 2	SWE	23	WALLMARK L	-	Missed (height)	28 FEDOTOV I (ROC)
		2 : 2	ROC	97	GUSEV N	-	Saved by the goalkeeper	31 JOHANSSON L (SWE)
		2 : 2	SWE	12	FRIBERG M	-	Saved by the goalkeeper	28 FEDOTOV I (ROC)
		3 : 2	ROC	81	GRITSYUK A	-	Scored	31 JOHANSSON L (SWE)



Action	Time	Result	Team	No.	Name	(G)	Action Description	Goalkeeper
GWG	70:00	3 : 2	ROC	81	GRITSYUK A			

Goalkeeper Records

Team : ROC - ROC

No.	Name	SOG	SVS	MIP
28	FEDOTOV Ivan	35	34	70:00
82	BILYALOV Timur			

Team : SWE - Sweden

No.	Name	SOG	SVS	MIP
31	JOHANSSON Lars	40	39	70:00
35	HELLBERG Magnus			

Game Statistics

Team : ROC (Red)

Head Coach : ZHAMNOV Alexei

No.	Pos.	Name	Shots on Goal							Time on Ice													
			G	A	P	PIM	FO+	FO-	FO+/-	FO%	1	2	3	OT	TS	+/-	1	2	3	OT	TOT	SHF	AVG
57	D	NIKISHIN Alexander	0	0	0	0	0	0	0	0.00	0	0	1	0	1	0	6:19	4:08	7:46	1:32	19:45	31	0:38
76	F	CHIBISOV Andrei	0	0	0	2	0	0	0	0.00	2	0	1	0	3	0	3:47	1:59	3:49	0:00	9:35	17	0:33
87	F	SHIPACHYOV Vadim +C	0	0	0	0	4	7	-3	36.36	0	0	2	1	3	0	5:19	5:18	4:59	1:41	17:17	28	0:37
89	D	NESTEROV Nikita	0	0	0	0	0	0	0	0.00	0	2	2	0	4	0	5:48	5:48	6:36	2:05	20:17	31	0:39
94	F	SEMYONOV Kirill	0	0	0	0	1	1	0	50.00	0	1	1	0	2	0	5:59	4:42	5:45	2:44	19:10	31	0:37
4	D	YELESIN Alexander	0	0	0	0	0	0	0	0.00	0	0	0	0	0	0	6:22	6:46	6:00	2:20	21:28	33	0:39
44	D	YAKOVLEV Yegor +A	0	1	1	0	0	0	0	0.00	0	0	0	0	0	0	5:53	7:57	5:25	1:42	20:57	34	0:36
55	F	TKACHYOV Vladimir	0	0	0	2	9	6	3	60.00	0	0	0	0	0	-1	5:08	5:50	4:40	1:56	17:34	28	0:37
81	F	GRITSYUK Arseni	0	0	0	0	0	0	0	0.00	0	2	1	0	3	-1	3:17	4:43	4:35	0:56	13:31	20	0:40
97	F	GUSEV Nikita	0	0	0	0	0	0	0	0.00	1	1	0	0	2	-1	4:34	4:31	3:08	0:00	12:13	19	0:38
7	D	TELEGIN Sergei	0	0	0	0	0	0	0	0.00	0	0	1	0	1	0	4:01	3:32	4:04	0:00	11:37	18	0:38
10	F	VORONKOV Dmitri	0	0	0	0	0	0	0	0.00	3	0	0	0	3	+1	4:58	5:43	5:09	1:10	17:00	28	0:36
15	F	KARNAUKHOV Pavel	0	1	1	0	8	8	0	50.00	1	1	0	2	4	+1	5:49	4:54	5:36	2:30	18:49	33	0:34
27	D	VOINOV Vyacheslav	0	0	0	0	0	0	0	0.00	1	2	0	0	3	0	7:54	6:41	7:31	2:14	24:20	39	0:37
58	F	SLEPYSHEV Anton	1	0	1	0	0	0	0	0.00	2	1	1	1	5	+1	4:21	4:43	5:30	3:07	17:41	30	0:35
11	F	ANDRONOV Sergei +A	0	0	0	0	8	7	1	53.33	0	0	0	2	2	0	3:39	4:39	4:39	1:16	14:13	24	0:35
16	F	PLOTNIKOV Sergei	0	0	0	0	0	0	0	0.00	0	1	0	0	1	0	4:29	5:43	4:50	1:35	16:37	25	0:39
24	F	KAYUMOV Artur	0	0	0	0	0	0	0	0.00	0	1	0	0	1	0	1:30	2:48	2:25	0:25	7:08	11	0:38
25	F	GRIGORENKO Mikhail	0	0	0	0	0	0	0	0.00	0	0	1	0	1	0	3:01	5:34	4:46	2:24	15:45	25	0:37
43	D	SHARIPZYANOV Damir	0	0	0	0	0	0	0	0.00	1	0	0	0	1	0	3:19	3:59	2:29	0:00	9:47	15	0:39
28	GK	FEDOTOV Ivan	0	0	0	0					0	0	0	0	0								
82	GK	BILYALOV Timur	0	0	0	0					0	0	0	0	0								
Total			1	2	3	4	30	29	1	50.85	11	12	11	6	40								

Team : SWE (Yellow)

Head Coach : GARPENLOV Johan

No.	Pos.	Name	Shots on Goal							Time on Ice													
			G	A	P	PIM	FO+	FO-	FO+/-	FO%	1	2	3	OT	TS	+/-	1	2	3	OT	TOT	SHF	AVG
5	D	FANTENBERG Oscar	0	0	0	0	0	0	0	0.00	2	1	1	0	4	0	5:23	7:33	4:05	0:00	17:01	26	0:39
32	D	BENGTSSON Lukas	0	0	0	0	0	0	0	0.00	2	0	0	0	2	0	5:52	6:07	6:50	2:01	20:50	31	0:40
48	F	KLINGBERG Carl	0	0	0	0	0	0	0	0.00	0	0	0	0	0	0	5:53	5:20	3:57	0:32	15:42	26	0:36
58	F	LANDER Anton +C	1	0	1	0	10	10	0	50.00	0	0	2	0	2	0	6:57	5:56	5:08	2:59	21:00	33	0:38
86	F	BROME Mathias	0	0	0	0	0	0	0	0.00	0	0	0	0	0	0	6:12	5:57	4:40	2:22	19:11	30	0:38
2	D	FOLIN Christian	0	0	0	0	0	0	0	0.00	0	0	0	0	0	-1	5:35	6:30	4:22	0:00	16:27	24	0:41
8	F	OLOFSSON Fredrik	0	0	0	0	0	0	0	0.00	2	0	0	0	2	0	4:08	4:50	0:00	0:00	8:58	13	0:41
23	F	WALLMARK Lucas	0	0	0	2	4	10	-6	28.57	2	0	0	0	2	0	4:55	6:00	5:33	2:43	19:11	30	0:38
29	F	HOLMBERG Pontus	0	0	0	0	0	0	0	0.00	1	2	0	0	3	0	4:35	5:35	5:20	2:23	17:53	29	0:37
52	D	HOLM Philip	0	0	0	0	0	0	0	0.00	0	1	0	0	1	-1	6:25	5:33	3:50	0:00	15:48	23	0:41
7	D	TOMMERNES Henrik +A	0	1	1	0	0	0	0	0.00	1	0	2	2	5	+1	7:27	6:01	7:13	3:47	24:28	31	0:47
18	F	EVERBERG Dennis	0	0	0	2	0	0	0	0.00	0	1	1	0	2	0	3:27	3:55	5:11	2:39	15:12	26	0:35
59	F	JOHANSSON Linus	0	0	0	0	0	0	0	0.00	0	0	1	0	1	0	4:54	2:31	4:49	0:00	12:14	19	0:38
64	D	PUDAS Jonathan	0	1	1	0	0	0	0	0.00	0	0	1	0	1	+1	5:17	4:53	6:15	1:20	17:45	26	0:40
95	F	de la ROSE Jacob	0	0	0	0	7	3	4	70.00	0	0	1	0	1	0	4:25	4:10	5:19	2:12	16:06	27	0:35
12	F	FRIBERG Max	0	0	0	0	0	2	-2	0.00	0	2	1	0	3	0	4:10	4:36	5:46	2:03	16:35	27	0:36
15	F	RYDAHL Gustav	0	0	0	0	0	0	0	0.00	0	0	0	0	0	0	0:00	0:00	4:11	0:00	4:11	7	0:35
16	F	KRUGER Marcus +A	0	0	0	0	8	5	3	61.54	0	0	0	0	0	0	3:52	4:00	4:18	0:00	12:10	21	0:34



Head Coach :		GARPENLOV Johan								Shots on Goal					Time on Ice								
No.	Pos.	Name	G	A	P	PIM	FO+	FO-	FO+/-	FO%	1	2	3	OT	TS	+/-	1	2	3	OT	TOT	SHF	AVG
42	F	NORDSTROM Joakim	0	0	0	0	0	0	0	0.00	0	2	0	0	2	0	4:23	4:48	5:12	1:57	16:20	25	0:39
81	D	LENNSTROM Theodor	0	0	0	0	0	0	0	0.00	2	1	0	1	4	0	3:47	3:13	7:06	2:50	16:56	22	0:46
31	GK	JOHANSSON Lars	0	0	0	0					0	0	0	0	0								
35	GK	HELLBERG Magnus	0	0	0	0					0	0	0	0	0								
Total			1	2	3	4	29	30	-1	49.15	12	10	10	3	35								

Legend:

(G) Goals in tournament	+/- Plus/minus net	+A Assistant Captain	+C Captain
A Assists	AVG Average time on ice / shift	D Defender	EQ Equal strength
ET/Res Penalty end time/Result of game	F Forward	FO% Face-offs won as percentage	FO+ Face-offs won
FO- Face-offs lost	FO+/- Face-offs net	G Goals	GK Goalkeeper
GWG Game winning goal	MIP Minutes in play (GK)	No. Jersey number	OT Overtime
P Points	PIM Penalties in minutes	Pos. Position	PPG Power play goals
PSS Penalty-Shot Shootout	SHF Number of shifts	SHG Shorthanded goals	SOG Shots on goal
SVS Saves	TOT Total	TPP Time on power play	TS Total shots



Shot Chart
射门表 / Analyse des tirs

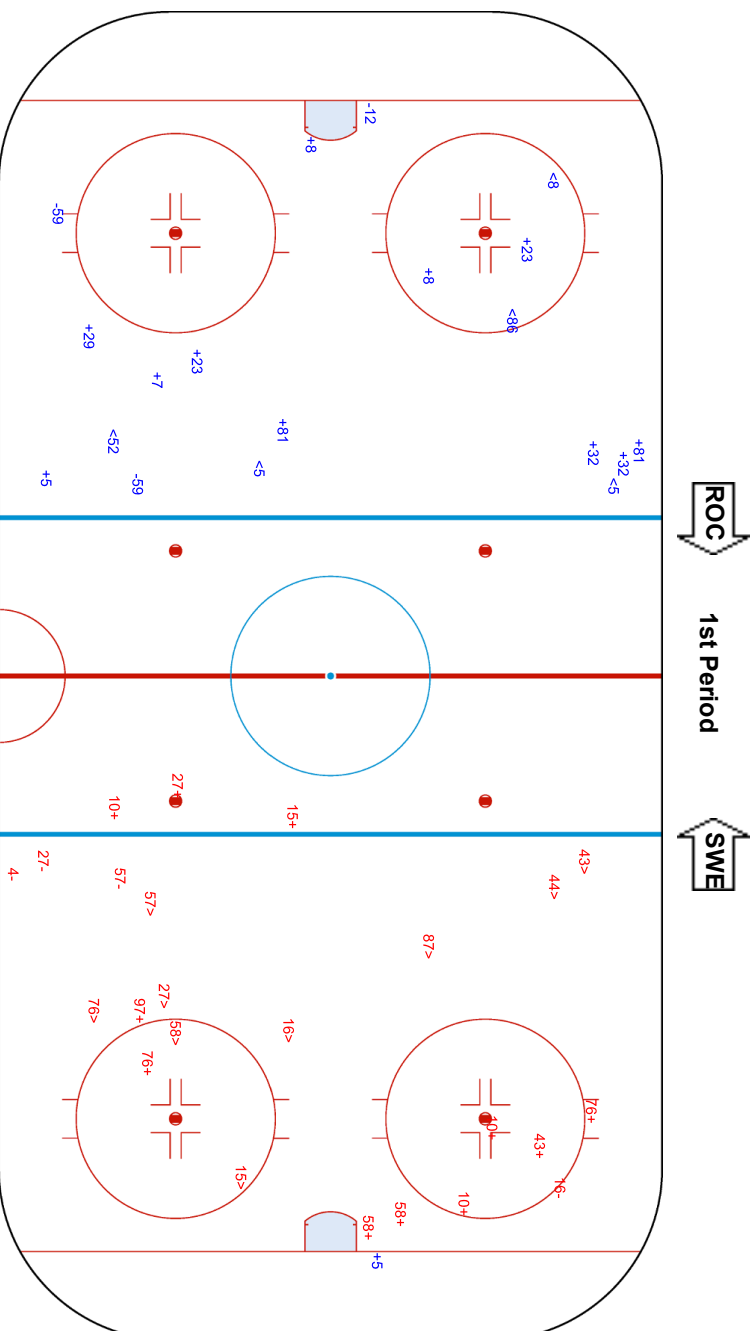
ROC - SWE

Shots by SWE
Goals (G): 0
SSP (-): 5
SSG (+): 12
SPG (-): 3

Shots by ROC
Goals (G): 0
SSP (-): 9
SSG (+): 11
SPG (-): 4

GK 28 of ROC

GK 31 of SWE





National Indoor Stadium
 国家体育馆
 Palais national omnisports

FRI 18 FEB 2022
 Start Time 21:10

Ice Hockey
 冰球 / Hockey sur glace

Men
 男子 / Hommes

Play-offs Semifinals, Game 28
 半决赛 比赛 28 / Phase finale, demi-finales, Match 28

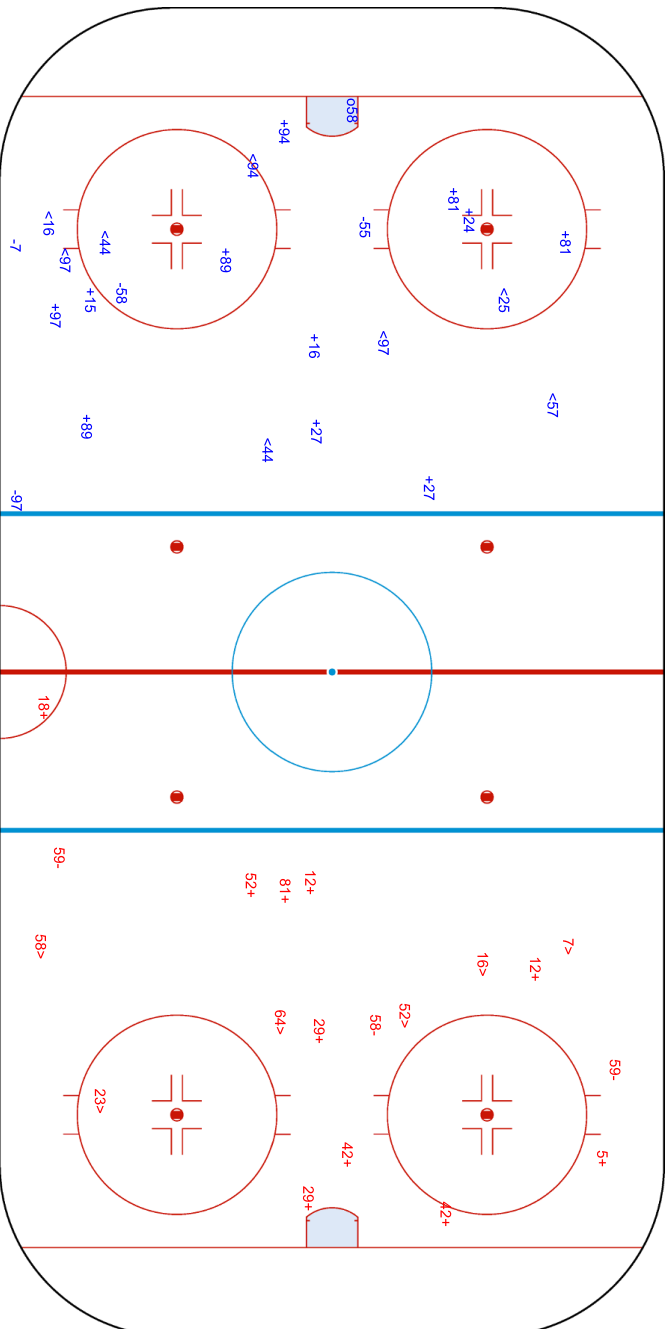


Shots by ROC
 Goals (0): 1
 SSP (-): 8
 SSG (+): 11
 SPG (-): 4

Shots by SWE
 Goals (0): 0
 SSP (-): 6
 SSG (+): 10
 SPG (-): 3

GK 31 of SWE

058



GK 28 of ROC



National Indoor Stadium
 国家体育馆
 Palais national omnisports

FRI 18 FEB 2022
 Start Time 21:10

Ice Hockey
 冰球 / Hockey sur glace
Men
 男子 / Hommes

Play-offs Semifinals, Game 28
 半决赛 比赛 28 / Phase finale, demi-finales, Match 28

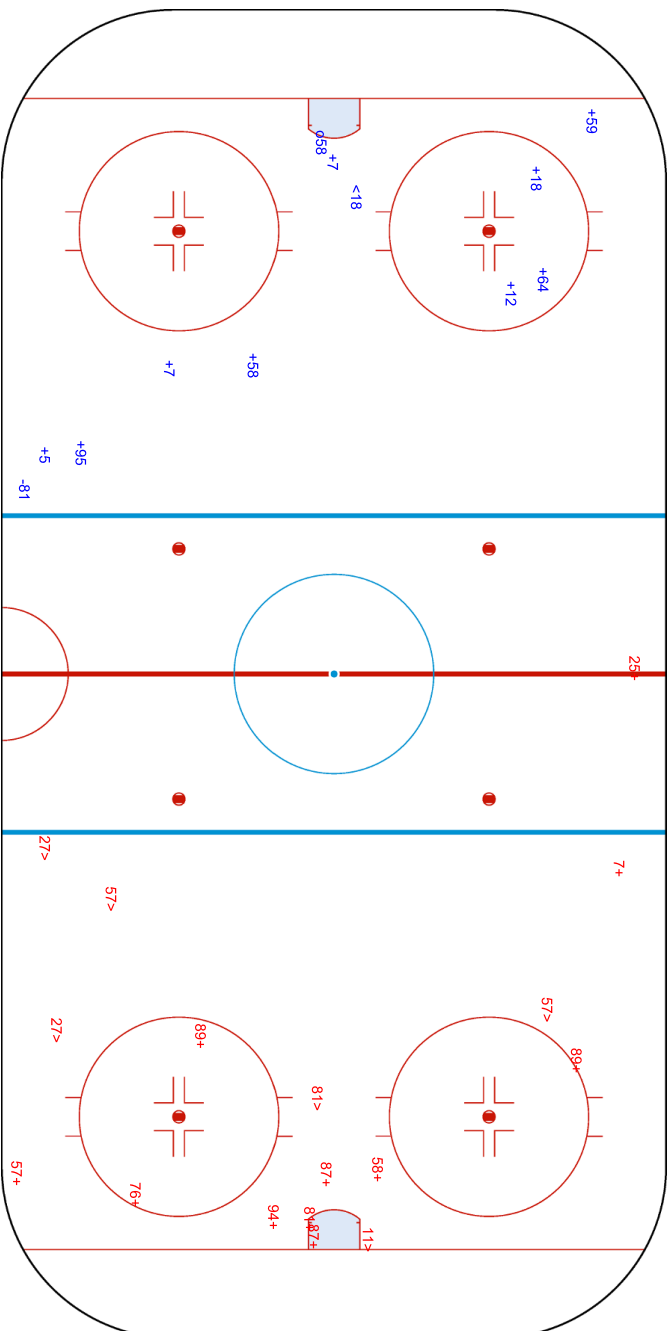


Shots by SWE
 Goals (0): 1
 SSP (-): 1
 SSG (+): 9
 SPG (-): 1

Shots by ROC
 Goals (0): 0
 SSP (-): 6
 SSG (+): 11
 SPG (-): 0

GK 28 of ROC

GK 31 of SWE





National Indoor Stadium
 国家体育馆
 Palais national omnisports

FRI 18 FEB 2022
 Start Time 21:10

Ice Hockey
 冰球 / Hockey sur glace
Men
 男子 / Hommes

Play-offs Semifinals, Game 28
 半决赛 比赛 28 / Phase finale, demi-finales, Match 28



Shots by SWE
 Goals (0): 0
 SSP (-): 1

Shots by ROC
 Goals (0): 0
 SSP (-): 1

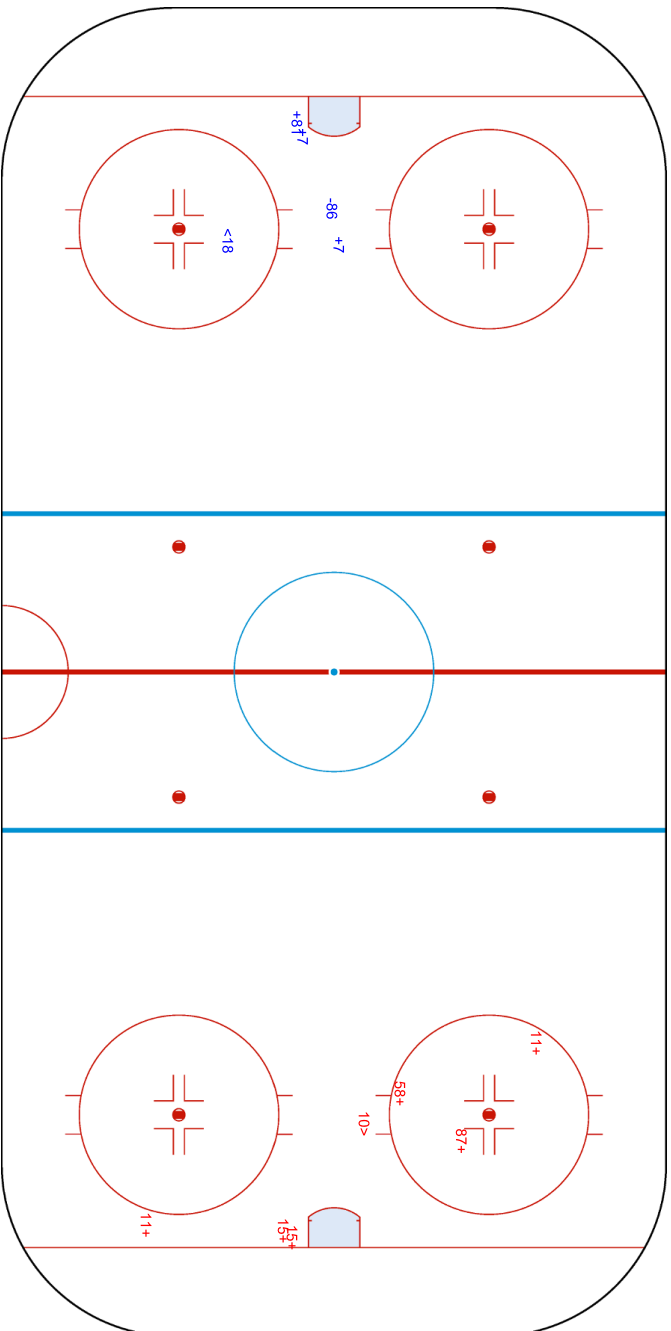
SSG (+): 3
 SPG (-): 1

ROC Overtime SWE

SSG (+): 6
 SPG (-): 0

GK 28 of ROC

GK 31 of SWE



Legend:	GK	Goalkeeper	SPG	Shots past goal	SSG	Shots saved by goalkeeper	SSP	Shots saved by player
---------	----	------------	-----	-----------------	-----	---------------------------	-----	-----------------------



IHOMTEAM6-----SF.NL.000200--_77A v5.0

Report Created FRI 18 FEB 2022 23:49



Page 4/4



Face-off Chart

争球表 / Statistiques des mises en jeu

ROC - SWE

1st PERIOD

	ROC		SWE		Neutral zone		ROC		SWE		Total wins all zones
	Def. zone	Att. zone	Def. zone	Att. zone	ROC	SWE	Att. zone	Def. zone	ROC	SWE	
	+ 11	- 95	- 15	+ 58	+ 15	- 58					
	- 11	+ 58	+ 11	- 23	- 87	+ 16					
	- 11	+ 58	+ 11	- 23	+ 87	- 16					
	+ 94	- 58	- 11	+ 16	+ 87	- 16					
	- 15	+ 58			+ 55	- 16					
	- 11	+ 58			- 87	+ 95					
	- 15	+ 23									
	+ 55	- 58									
	- 94	+ 95									
	+ 11	- 58									
Total wins / period	4 / 40%	6 / 60%	2 / 50%	2 / 50%	4 / 67%	2 / 33%	10 / 50%	10 / 50%			

2nd PERIOD

	ROC		SWE		Neutral zone		ROC		SWE		Total wins all zones
	Def. zone	Att. zone	Def. zone	Att. zone	ROC	SWE	Att. zone	Def. zone	ROC	SWE	
	+ 55	- 23	- 15	+ 58	+ 55	- 23					
	- 55	+ 58	- 87	+ 16	+ 55	- 58					
	+ 15	- 12	+ 87	- 16	+ 55	- 12					
	- 15	+ 23	- 15	+ 95	+ 15	- 58					
	+ 11	- 23									
	+ 15	- 58									
	+ 15	- 23									
	+ 11	- 58									
Total wins / period	6 / 75%	2 / 25%	1 / 25%	3 / 75%	4 / 100%	0 / 0%	11 / 69%	5 / 31%			

3rd PERIOD

	ROC		SWE		Neutral zone		ROC		SWE		Total wins all zones
	Def. zone	Att. zone	Def. zone	Att. zone	ROC	SWE	Att. zone	Def. zone	ROC	SWE	
	- 55	+ 23	- 15	+ 58	- 87	+ 16					
	+ 55	- 23	+ 55	- 58	- 11	+ 95					
			+ 11	- 23	- 55	+ 16					
			- 15	+ 95	- 87	+ 16					
			- 55	+ 95	- 11	+ 16					
			+ 87	- 95	- 87	+ 16					
					+ 15	- 16					
Total wins / period	1 / 50%	1 / 50%	3 / 50%	3 / 50%	1 / 14%	6 / 86%	5 / 33%	10 / 67%			

OVERTIME

	ROC		SWE		Neutral zone		ROC		SWE		Total wins all zones
	Def. zone	Att. zone	Def. zone	Att. zone	ROC	SWE	Att. zone	Def. zone	ROC	SWE	
	- 55	+ 23	+ 15	- 58	+ 15	- 95					
	+ 11	- 23	+ 55	- 23	- 55	+ 58					
Total wins / period					4 / 50%	4 / 50%					



		- 87	+ 58	- 11	+ 95
1 / 50%	1 / 50%	2 / 67%	1 / 33%	1 / 33%	2 / 67%

TOTAL

Total wins / game	ROC	SWE	ROC	SWE	ROC	SWE	Total wins all zones	
	Def. zone	Att. zone	Neutral zone		Att. zone	Def. zone	ROC	SWE
	12 / 55%	10 / 45%	8 / 47%	9 / 53%	10 / 50%	10 / 50%	30 / 51%	29 / 49%

HEAD TO HEAD

No.	SWE					Tot.	wins ROC	Dz	Nz	Az
	12	16	23	58	95					
11		0 - 2	5 - 0	2 - 3	1 - 2	15	8 53%	5 63%	3 75%	0 0%
15	1 - 0	1 - 0	1 - 2	4 - 4	1 - 2	16	8 50%	3 50%	1 17%	4 100%
55	1 - 0	1 - 1	4 - 2	3 - 2	0 - 1	15	9 60%	3 50%	2 67%	4 67%
87		3 - 5		0 - 1	1 - 1	11	4 36%		2 50%	2 29%
94				1 - 0	0 - 1	2	1 50%	1 50%		
Tot.	2	13	14	20	10	59	30 51%	12 55%	8 47%	10 50%
wins SWE	0 0%	8 62%	4 29%	10 50%	7 70%	29 49%				
Dz	0 0%	6 60%	0 0%	1 25%	3 75%	10 50%				
Nz		2 67%	0 0%	4 67%	3 75%	9 53%				
Az	0 0%		4 44%	5 50%	1 50%	10 45%				

Legend:

Az Attacking zone **Dz** Defending zone **No.** Jersey number **Nz** Neutral zone **Tot.** Total face-offs played



Line-Ups

阵容 / Composition des équipes

SWE - SVK

Referees

7 GOUIN Olivier (CAN) , 31 ROMASKO Yevgeni (RUS)

Linespersons

75 LAZAREV Gleb (RUS) , 84 SHALAGIN Nikita (RUS)

Goalkeepers

Team: SWE

No. Name

31 JOHANSSON Lars
35 HELLBERG Magnus

Team: SVK

No. Name

24 RYBAR Patrik
42 KONRAD Branislav

Team Line-ups

Team: SWE (Yellow)

No. Pos. Name

5	D	FANTENBERG Oscar
32	D	BENGTSSON Lukas
48	F	KLINGBERG Carl +A
58	F	LANDER Anton +C
86	F	BROME Mathias

2	D	FOLIN Christian
52	D	HOLM Philip
18	F	EVERBERG Dennis
23	F	WALLMARK Lucas
29	F	HOLMBERG Pontus

7	D	TOMMERNES Henrik +A
64	D	PUDAS Jonathan
15	F	RYDAHL Gustav
34	F	BRODIN Daniel
59	F	JOHANSSON Linus

81	D	LENNSTROM Theodor
8	F	OLOFSSON Fredrik
12	F	FRIBERG Max
42	F	NORDSTROM Joakim
95	F	de la ROSE Jacob

Head Coach: GARPENLOV Johan

NOT DRESSED:

16 F KRUGER Marcus
33 D HULTSTROM Linus
39 GK REIDEBORN Adam

Team: SVK (Blue)

No. Pos. Name

14	D	CERESNAK Peter +A
65	D	CAJKOVSKY Michal
20	F	SLAFKOVSKY Juraj
27	F	HRIVIK Marek +C
34	F	CEHLARIK Peter +A

44	D	ROSANDIC Mislav
52	D	MARINCIN Martin
40	F	ROMAN Milos
49	F	TAKAC Samuel
87	F	REGENDA Pavol

22	D	KNAZKO Samuel
28	D	GERNAT Martin
56	F	DANO Marko
79	F	HUDACEK Libor
88	F	POSPISIL Kristian

5	D	NEMEC Simon
12	F	KELEMEN Milos
13	F	JURCO Tomas
19	F	KRISTOF Michal
25	F	ZUZIN Peter

Head Coach: RAMSAY Craig

NOT DRESSED:

30 GK TOMEK Matej
71 D DALOGA Marek
89 F HOLESINSKY Adrian

Legend:

+A	Assistant Captain	+C	Captain	D	Defender	F	Forward
No.	Jersey number	Pos.	Position				



Graphical Line-ups
阵容图 / Alignments

SWE - SVK

Referees

7 GOUIN Olivier (CAN) , 31 ROMASKO Yevgeni (RUS)

Linespersons

75 LAZAREV Gleb (RUS) , 84 SHALAGIN Nikita (RUS)

Team: SWE - Sweden (Yellow)

Head Coach: GARPENLOV Johan

35 HELLBERG Magnus		
S1 31 JOHANSSON Lars		
5 FANTENBERG Oscar	32 BENGTTSSON Lukas	
S6 86 BROME Mathias	S5 58 LANDER Anton +C	S4 48 KLINGBERG Carl +A
S3 52 HOLM Philip		S2 2 FOLIN Christian
29 HOLMBERG Pontus	23 WALLMARK Lucas	18 EVERBERG Dennis
7 TOMMERNES Henrik +A		64 PUDAS Jonathan
15 RYDAHL Gustav	59 JOHANSSON Linus	34 BRODIN Daniel
81 LENNSTROM Theodor		8 OLOFSSON Fredrik
42 NORDSTROM Joakim	95 de la ROSE Jacob	12 FRIBERG Max

Team: SVK - Slovakia (Blue)

Head Coach: RAMSAY Craig

S1 24 RYBAR Patrik		
42 KONRAD Branislav		
S3 65 CAJKOVSKY Michal		S2 14 CERESNAK Peter +A
S6 34 CEHLARIK Peter +A	S5 27 HRIVIK Marek +C	S4 20 SLAFKOVSKY Juraj
52 MARINCIN Martin		44 ROSANDIC Mislav
49 TAKAC Samuel	40 ROMAN Milos	87 REGENDA Pavol
22 KNAZKO Samuel		28 GERNAT Martin
88 POSPISIL Kristian	79 HUDACEK Libor	56 DANO Marko
5 NEMEC Simon		13 JURCO Tomas
12 KELEMEN Milos	19 KRISTOF Michal	25 ZUZIN Peter

Legend:

+A Assistant Captain **+C** Captain **Sn** Starting position



Game Summary
比赛总结 / Résumé du match

SWE - SVK 0 - 4 (0 - 0, 0 - 2, 0 - 2)

Spectators	Referees	Linespersons
1229	7 GOUIN Olivier (CAN) , 31 ROMASKO Yevgeni (RUS)	75 LAZAREV Gleb (RUS) , 84 SHALAGIN Nikita (RUS)

Team Statistics

Period	Score	SVS	SOG	PIM	TPP	PPG	SHG
1	0 : 0	14 : 8	8 : 14	0 : 2	02:00 : 00:00	0 : 0	0 : 0
2	0 : 2	12 : 8	8 : 14	4 : 2	02:00 : 03:53	0 : 1	0 : 0
3	0 : 2	13 : 12	12 : 15	2 : 0	00:00 : 02:00	0 : 0	0 : 0
Total	0 : 4	39 : 28	28 : 43	6 : 4	04:00 : 05:53	0 : 1	0 : 0

1st Period

Action	Time	ET/Res	Team	Type	No.	Name	(G)	Name of Assistant(s) / Action Description
GK	00:00		SVK		24	RYBAR P		- Goalkeeper in
GK	00:00		SWE		31	JOHANSSON L		- Goalkeeper in
Penalty	04:48	06:48	SVK	2 min.	24	RYBAR P		- Tripping / Served by: 79 HUDACEK L

2nd Period

Action	Time	ET/Res	Team	Type	No.	Name	(G)	Name of Assistant(s) / Action Description
Goal	23:17	0 : 1	SVK	EQ	20	SLAFKOVSKY J	(6)	14 CERESNAK P On Ice SWE 31 2 12 42 52 95 SVK 24 14 20 27 34 65
Penalty	28:45	30:45	SWE	2 min.	58	LANDER A		- Hooking
Penalty	30:54	32:47	SWE	2 min.	18	EVERBERG D		- Illegal Check to the Head or Neck
Goal	32:47	0 : 2	SVK	PP1	49	TAKAC S	(1)	87 REGENDA P On Ice SWE 31 7 42 52 59 SVK 24 40 44 49 52 87 *
Penalty	33:41	35:41	SVK	2 min.	34	CEHLARIK P		- Closing hand on puck

3rd Period

Action	Time	ET/Res	Team	Type	No.	Name	(G)	Name of Assistant(s) / Action Description
Penalty	42:21	44:21	SWE	2 min.	34	BRODIN D		- Roughing
GK	58:10		SWE					31 JOHANSSON L - Goalkeeper out
Goal	58:26	0 : 3	SVK	EQ	20	SLAFKOVSKY J	(7)	34 CEHLARIK P On Ice SWE 7 15 18 23 29 64 SVK 24 14 20 34 40 52
GK	58:26		SWE		31	JOHANSSON L		- Goalkeeper in
GK	58:40		SWE					31 JOHANSSON L - Goalkeeper out
Goal	58:46	0 : 4	SVK	EQ	87	REGENDA P	(1)	On Ice SWE 15 32 48 58 81 86 SVK 24 28 40 49 52 87
GK	58:46		SWE		31	JOHANSSON L		- Goalkeeper in
GK	60:00		SWE					31 JOHANSSON L - Goalkeeper out
GK	60:00		SVK					24 RYBAR P - Goalkeeper out

Goalkeeper Records

Team : SWE - Sweden

No.	Name	SOG	SVS	MIP
31	JOHANSSON Lars	41	39	59:38
35	HELLBERG Magnus			

Team : SVK - Slovakia

No.	Name	SOG	SVS	MIP
24	RYBAR Patrik	28	28	60:00
42	KONRAD Branislav			

Game Statistics

Team : SWE (Yellow)

Head Coach : GARPENLOV Johan										Shots on Goal				Time on Ice										
No.	Pos.	Name	G	A	P	PIM	FO+	FO-	FO+/-	FO%	1	2	3	OT	TS	+/-	1	2	3	OT	TOT	SHF	AVG	
5	D	FANTENBERG Oscar	0	0	0	0	0	0	0	0.00	0	2	2			4	0	4:53	6:11	3:59		15:03	22	0:41
32	D	BENGTSSON Lukas	0	0	0	0	0	0	0	0.00	1	1	0			2	-1	6:37	6:06	6:48		19:31	27	0:43
48	F	KLINGBERG Carl +A	0	0	0	0	0	0	0	0.00	0	0	2			2	-1	6:08	4:40	4:46		15:34	24	0:38
58	F	LANDER Anton +C	0	0	0	2	9	10	-1	47.37	0	0	0			0	-1	6:25	5:40	6:08		18:13	26	0:42
86	F	BROME Mathias	0	0	0	0	0	0	0	0.00	0	0	0			0	-1	5:42	4:51	2:36		13:09	18	0:43



Head Coach : GARPENLOV Johan		Shots on Goal										Time on Ice											
No.	Pos.	Name	G	A	P	PIM	FO+	FO-	FO+/-	FO%	1	2	3	OT	TS	+/-	1	2	3	OT	TOT	SHF	AVG
2	D	FOLIN Christian	0	0	0	0	0	0	0	0.00	0	1	1	2	-1	6:06	4:26	3:29		14:01	22	0:38	
18	F	EVERBERG Dennis	0	0	0	2	0	0	0	0.00	0	0	1	1	-1	5:04	6:18	5:25		16:47	24	0:41	
23	F	WALLMARK Lucas	0	0	0	0	8	3	5	72.73	3	0	0	3	-1	6:06	6:03	4:55		17:04	23	0:44	
29	F	HOLMBERG Pontus	0	0	0	0	0	0	0	0.00	0	0	0	0	-1	5:26	6:49	6:58		19:13	25	0:46	
52	D	HOLM Philip	0	0	0	0	0	0	0	0.00	0	0	0	0	-1	6:17	4:55	2:56		14:08	25	0:33	
7	D	TOMMERNES Henrik +A	0	0	0	0	0	0	0	0.00	1	1	1	3	-1	6:40	8:17	7:52		22:49	26	0:52	
15	F	RYDAHL Gustav	0	0	0	0	0	0	0	0.00	1	0	1	2	-2	3:20	1:56	4:47		10:03	17	0:35	
34	F	BRODIN Daniel	0	0	0	2	0	0	0	0.00	1	0	0	1	0	3:21	1:30	1:20		6:11	10	0:37	
59	F	JOHANSSON Linus	0	0	0	0	5	3	2	62.50	0	0	0	0	0	3:07	2:08	0:53		6:08	10	0:36	
64	D	PUDAS Jonathan	0	0	0	0	0	0	0	0.00	0	1	1	2	-1	7:29	5:47	8:13		21:29	23	0:56	
8	F	OLOFSSON Fredrik	0	0	0	0	0	0	0	0.00	0	0	0	0	0	0:00	0:00	0:00		0:00	0	0:00	
12	F	FRIBERG Max	0	0	0	0	0	3	-3	0.00	1	1	0	2	-1	5:01	5:31	7:32		18:04	24	0:45	
42	F	NORDSTROM Joakim	0	0	0	0	0	0	0	0.00	0	1	2	3	-1	4:49	4:43	6:17		15:49	26	0:36	
81	D	LENNSTROM Theodor	0	0	0	0	0	0	0	0.00	0	0	1	1	-1	1:33	4:01	6:21		11:55	18	0:39	
95	F	de la ROSE Jacob	0	0	0	0	9	9	0	50.00	0	0	0	0	-1	4:56	5:38	6:14		16:48	25	0:40	
31	GK	JOHANSSON Lars	0	0	0	0					0	0	0	0									
35	GK	HELLBERG Magnus	0	0	0	0					0	0	0	0									
Total			0	0	0	6	31	28	3	52.54	8	8	12	28									

Team : SVK (Blue)

Head Coach : RAMSAY Craig		Shots on Goal										Time on Ice											
No.	Pos.	Name	G	A	P	PIM	FO+	FO-	FO+/-	FO%	1	2	3	OT	TS	+/-	1	2	3	OT	TOT	SHF	AVG
14	D	CERESNAK Peter +A	0	1	1	0	0	0	0	0.00	0	1	0	1	+2	7:28	8:08	9:25		25:01	35	0:42	
20	F	SLAFKOVSKY Juraj	2	0	2	0	0	0	0	0.00	2	1	3	6	+2	5:27	5:51	5:59		17:17	23	0:45	
27	F	HRIVIK Marek +C	0	0	0	0	14	9	5	60.87	2	1	1	4	+1	5:43	7:53	5:52		19:28	24	0:48	
34	F	CEHLARIK Peter +A	0	1	1	2	0	0	0	0.00	1	2	2	5	+2	4:48	6:31	5:52		17:11	24	0:42	
65	D	CAJKOVSKY Michal	0	0	0	0	0	0	0	0.00	1	3	0	4	+1	6:49	4:59	6:36		18:24	32	0:34	
40	F	ROMAN Milos	0	0	0	0	5	9	-4	35.71	0	1	0	1	+2	5:12	5:42	5:14		16:08	25	0:38	
44	D	ROSANDIC Mislav	0	0	0	0	0	0	0	0.00	1	0	0	1	0	5:43	4:44	6:42		17:09	29	0:35	
49	F	TAKAC Samuel	1	0	1	0	0	0	0	0.00	0	1	0	1	+1	5:30	4:24	5:17		15:11	22	0:41	
52	D	MARINCIN Martin	0	0	0	0	0	0	0	0.00	1	0	0	1	+2	5:52	7:13	8:09		21:14	34	0:37	
87	F	REGENDA Pavol	1	1	2	0	0	0	0	0.00	0	2	1	3	+1	5:13	5:18	5:29		16:00	23	0:41	
22	D	KNAZKO Samuel	0	0	0	0	0	0	0	0.00	0	0	0	0	0	7:00	3:46	0:34		11:20	14	0:48	
28	D	GERNAT Martin	0	0	0	0	0	0	0	0.00	2	0	2	4	+1	6:28	7:20	6:32		20:20	29	0:42	
56	F	DANO Marko	0	0	0	0	1	4	-3	20.00	1	0	0	1	0	4:45	6:08	4:48		15:41	27	0:34	
79	F	HUDACEK Libor	0	0	0	0	3	5	-2	37.50	1	2	2	5	0	5:14	7:28	6:18		19:00	24	0:47	
88	F	POSPISIL Kristian	0	0	0	0	0	1	-1	0.00	1	0	2	3	0	4:46	4:13	5:15		14:14	24	0:35	
5	D	NEMEC Simon	0	0	0	0	0	0	0	0.00	0	0	0	0	0	0:00	0:00	0:00		0:00	0	0:00	
12	F	KELEMEN Milos	0	0	0	0	0	0	0	0.00	0	0	0	0	0	3:23	1:10	0:45		5:18	8	0:39	
13	F	JURCO Tomas	0	0	0	0	0	0	0	0.00	1	0	2	3	0	1:14	2:29	3:41		7:24	12	0:37	
19	F	KRISTOF Michal	0	0	0	0	5	3	2	62.50	0	0	0	0	0	3:49	2:12	3:49		9:50	17	0:34	
25	F	ZUZIN Peter	0	0	0	0	0	0	0	0.00	0	0	0	0	0	2:35	1:55	3:21		7:51	11	0:42	
24	GK	RYBAR Patrik	0	0	0	2					0	0	0	0									
42	GK	KONRAD Branislav	0	0	0	0					0	0	0	0									
Total			4	3	7	4	28	31	-3	47.46	14	14	15	43									

Legend:		
(G)	Goals in tournament	* Does not count for Plus/minus
+C	Captain	A Assists
ENG	Empty net goal	EQ Equal strength
FO%	Face-offs won as percentage	FO+ Face-offs won
G	Goals	GK Goalkeeper
OT	Overtime	P Points
PP1	Power play - 1 player	PPG Power play goals
SOG	Shots on goal	SVS Saves
TS	Total shots	
+/-	Plus/minus net	
AVG	Average time on ice / shift	
ET/Res	Penalty end time/Result of game	
FO-	Face-offs lost	
MIP	Minutes in play (GK)	
PIM	Penalties in minutes	
SHF	Number of shifts	
TOT	Total	
+A	Assistant Captain	
D	Defender	
F	Forward	
FO+/-	Face-offs net	
No.	Jersey number	
Pos.	Position	
SHG	Shorthanded goals	
TPP	Time on power play	



National Indoor Stadium
 国家体育馆
 Palais national omnisports

SAT 19 FEB 2022
 Start Time 21:10

Ice Hockey
 冰球 / Hockey sur glace

Men
 男子 / Hommes

Bronze Medal Game, Game 29
 铜牌赛, 比赛 29 / Match médaille de bronze, Match 29



Shot Chart
 射门表 / Analyse des tirs

SWE - SVK

Shots by SVK
 Goals (G): 0
 SSP (-): 4

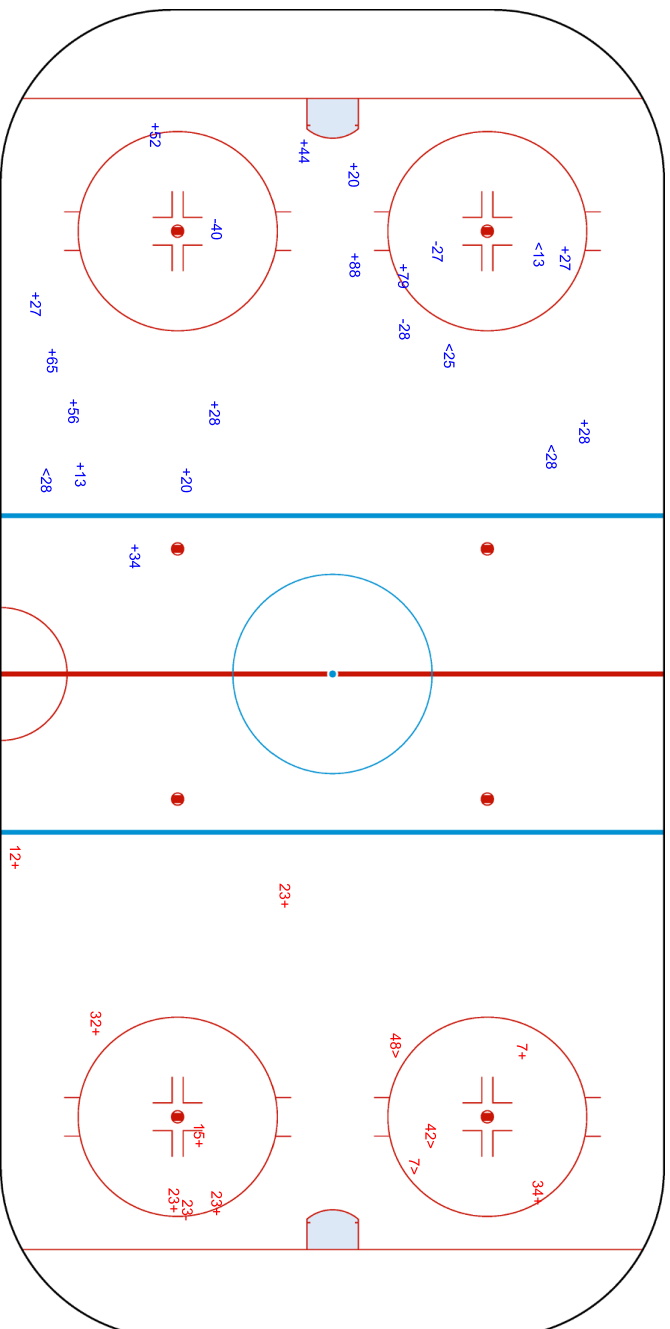
Shots by SWE
 Goals (G): 0
 SSP (-): 3

SSG (+): 14
 SPG (-): 3

SSG (+): 8
 SPG (-): 1

GK 31 of SWE

GK 24 of SVK





National Indoor Stadium
 国家体育馆
 Palais national omnisports

SAT 19 FEB 2022
 Start Time 21:10

Ice Hockey
 冰球 / Hockey sur glace
Men
 男子 / Hommes

Bronze Medal Game, Game 29
 铜牌赛, 比赛 29 / Match médaille de bronze, Match 29

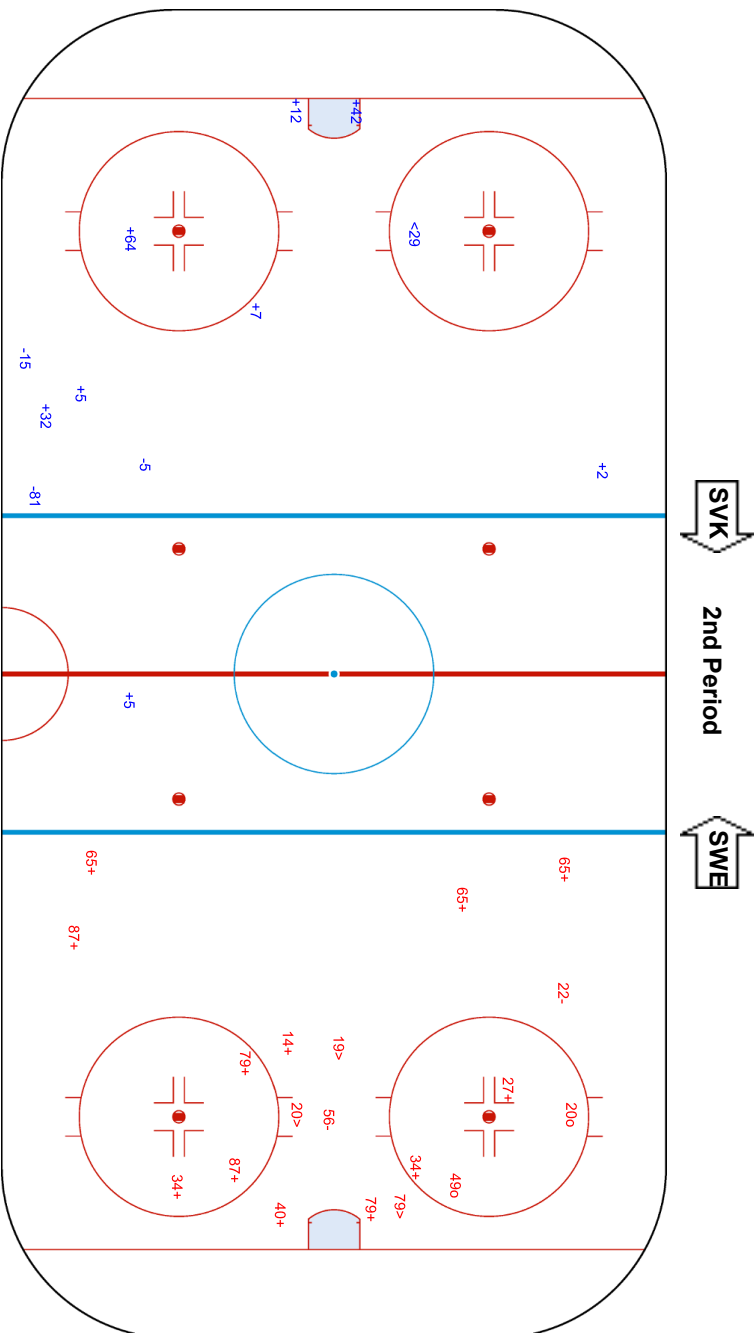


Shots by SWE
 Goals (0): 0
 SSP (-): 1
 SSG (+): 8
 SPG (-): 3

Shots by SVK
 Goals (0): 2
 SSP (-): 3
 SSG (+): 12
 SPG (-): 2

GK 24 of SVK

GK 31 of SWE





National Indoor Stadium
 国家体育馆
 Palais national omnisports

SAT 19 FEB 2022
 Start Time 21:10

Ice Hockey
 冰球 / Hockey sur glace

Men
 男子 / Hommes

Bronze Medal Game, Game 29
 铜牌赛, 比赛 29 / Match médaille de bronze, Match 29

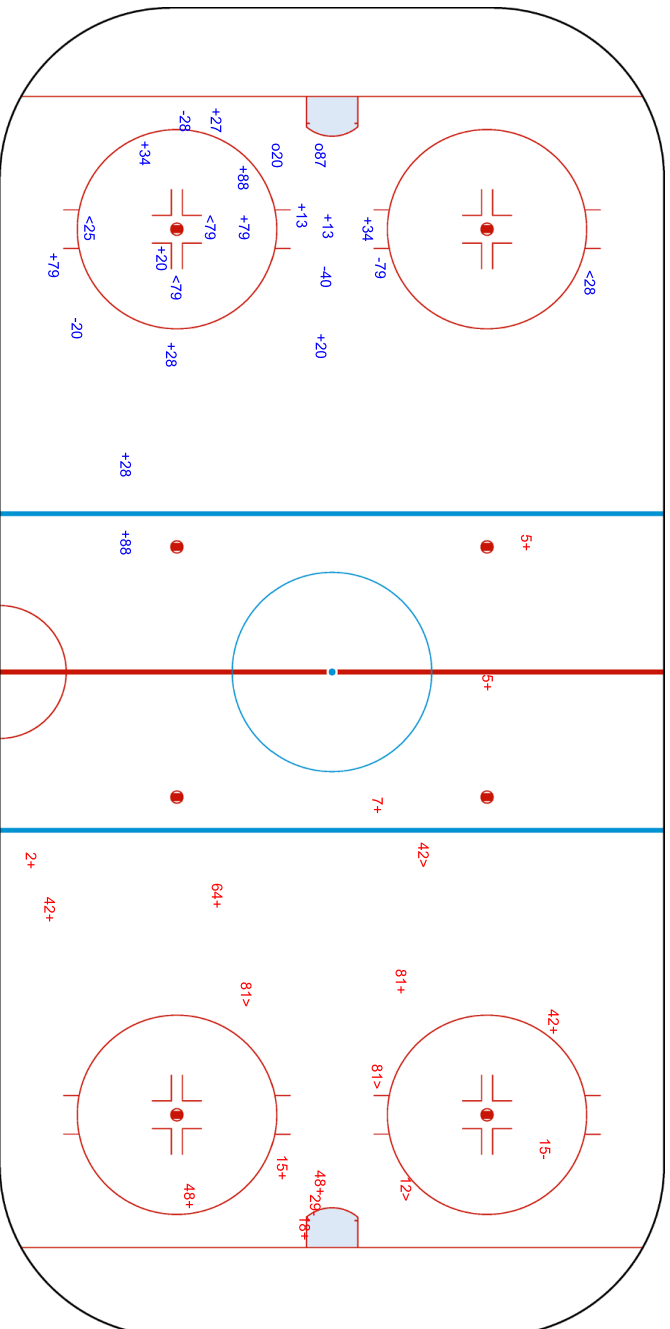


Shots by SVK
 Goals (0): 2
 SSP (-): 4
 SSG (+): 13
 SPG (-): 4

Shots by SWE
 Goals (0): 0
 SSP (-): 4
 SSG (+): 12
 SPG (-): 2

GK 31 of SWE

GK 24 of SVK



Legend:	ENG	GK	SPG	SSG	SSP
Empty net goal					
Goalkeeper					
Shots past goal					
Shots saved by goalkeeper					
Shots saved by player					





Face-off Chart

争球表 / Statistiques des mises en jeu

SWE - SVK

1st PERIOD

	SWE		SVK		SWE		SVK		SWE		SVK	
	Def. zone	Att. zone	Neutral zone	Neutral zone	Att. zone	Def. zone	Att. zone	Def. zone	Att. zone	Def. zone	Att. zone	
	+ 23	- 88	- 58	+ 27	- 59	+ 19						
	- 95	+ 40	+ 23	- 79	+ 58	- 27						
	+ 23	- 79	+ 58	- 40	- 95	+ 19						
	- 95	+ 27	- 95	+ 27	+ 58	- 27						
	- 95	+ 27	+ 59	- 19	- 58	+ 27						
	+ 95	- 40			- 58	+ 27						
	+ 59	- 56										
	+ 59	- 56										
	- 59	+ 56										
	+ 95	- 27										
	- 58	+ 40										
Total wins / period	6 / 55%	5 / 45%	3 / 60%	2 / 40%	2 / 33%	4 / 67%	Total wins all zones		11 / 50%	11 / 50%		

2nd PERIOD

	SWE		SVK		SWE		SVK		SWE		SVK	
	Def. zone	Att. zone	Neutral zone	Neutral zone	Att. zone	Def. zone	Att. zone	Def. zone	Att. zone	Def. zone	Att. zone	
	- 95	+ 27	+ 95	- 27	+ 58	- 27						
	- 59	+ 19	- 95	+ 27	- 58	+ 27						
	- 12	+ 27	+ 58	- 40	+ 23	- 40						
	+ 59	- 27	- 58	+ 40	+ 58	- 40						
	- 12	+ 27	- 23	+ 79	+ 23	- 40						
	+ 59	- 40	+ 23	- 19	+ 23	- 40						
			- 58	+ 27								
Total wins / period	2 / 33%	4 / 67%	3 / 43%	4 / 57%	5 / 83%	1 / 17%	Total wins all zones		10 / 53%	9 / 47%		

3rd PERIOD

	SWE		SVK		SWE		SVK		SWE		SVK	
	Def. zone	Att. zone	Neutral zone	Neutral zone	Att. zone	Def. zone	Att. zone	Def. zone	Att. zone	Def. zone	Att. zone	
	+ 95	- 40	+ 95	- 27	- 95	+ 79						
	+ 58	- 56	+ 23	- 79	+ 95	- 79						
	- 58	+ 19	+ 58	- 27	- 23	+ 40						
	- 12	+ 27	- 58	+ 40								
	- 58	+ 27	+ 95	- 27								
	+ 95	- 79										
	+ 95	- 19										
	+ 58	- 56										
	- 95	+ 19										
	- 23	+ 79										
Total wins / period	5 / 50%	5 / 50%	4 / 80%	1 / 20%	1 / 33%	2 / 67%	Total wins all zones		10 / 56%	8 / 44%		

TOTAL



Total wins / game	SWE	SVK	SWE	SVK	SWE	SVK	Total wins all zones	
	Def. zone	Att. zone	Neutral zone		Att. zone	Def. zone	SWE	SVK
	13 / 48%	14 / 52%	10 / 59%	7 / 41%	8 / 53%	7 / 47%	31 / 53%	28 / 47%

HEAD TO HEAD

No.	SVK						Tot.	wins SWE	Dz	Nz	Az
	19	27	40	56	79	88					
12		0 - 3					3	0 0%	0 0%		
23	1 - 0		3 - 1		3 - 2	1 - 0	11	8 73%	2 67%	3 75%	3 75%
58	0 - 1	4 - 6	3 - 3	2 - 0			19	9 47%	2 40%	3 43%	4 57%
59	1 - 2	1 - 0	1 - 0	2 - 1			8	5 63%	4 67%	1 100%	0 0%
95	1 - 2	4 - 5	2 - 1		2 - 1		18	9 50%	5 50%	3 60%	1 33%
Tot.	8	23	14	5	8	1	59	31 53%	13 48%	10 59%	8 53%
wins SVK	5 63%	14 61%	5 36%	1 20%	3 38%	0 0%	28 47%				
Dz	2 100%	3 50%	1 20%		1 50%		7 47%				
Nz	0 0%	4 50%	2 50%		1 33%		7 41%				
Az	3 75%	7 78%	2 40%	1 20%	1 33%	0 0%	14 52%				

Legend:

Az Attacking zone **Dz** Defending zone **No.** Jersey number **Nz** Neutral zone **Tot.** Total face-offs played



Line-Ups

阵容 / Composition des équipes

FIN - ROC

Referees

20 BJORK Tobias (SWE) , 27 BRUGGEMAN Andrew (USA)

Linespersons

91 HANCOCK II William (USA) , 68 McCRANK Dustin (CAN)

Goalkeepers

Team: FIN

No. Name

29 SATERI Harri
45 OLKINUORA Jussi

Team: ROC

No. Name

28 FEDOTOV Ivan
82 BILYALOV Timur

Team Line-ups

Team: FIN (Blue)

No. Pos. Name

4 D LEHTONEN Mikko
38 D HIETANEN Juuso
60 F GRANLUND Markus
65 F MANNINEN Sakari
70 F HARTIKAINEN Teemu

40 D LINDBOHM Petteri
42 D VATANEN Sami
51 F FILPPULA Valtteri +C
81 F PAKARINEN Iiro
82 F PESONEN Harri

3 D FRIMAN Niklas
13 D KEMILAINEN Valtteri
15 F AALTONEN Miro
28 F NATTINEN Joonas
71 F KOMAROV Leo

2 D POKKA Ville
55 D OHTAMAA Atte +A
12 F ANTTILA Marko +A
24 F BJORNINEN Hannes
80 F MAENALANEN Saku

Head Coach: JALONEN Jukka

Team: ROC (White)

No. Pos. Name

57 D NIKISHIN Alexander
89 D NESTEROV Nikita
76 F CHIBISOV Andrei
87 F SHIPACHYOV Vadim +C
94 F SEMYONOV Kirill

4 D YELESIN Alexander
44 D YAKOVLEV Yegor +A
55 F TKACHYOV Vladimir
81 F GRITSYUK Arseni
97 F GUSEV Nikita

7 D TELEGIN Sergei
27 D VOINOV Vyacheslav
10 F VORONKOV Dmitri
15 F KARNAUKHOV Pavel
58 F SLEPYSHEV Anton

43 D SHARIPZYANOV Damir
11 F ANDRONOV Sergei +A
16 F PLOTNIKOV Sergei
24 F KAYUMOV Artur
25 F GRIGORENKO Mikhail

Head Coach: ZHAMNOV Alexei

NOT DRESSED:

20 F OJAMAKI Niko
25 F RAJALA Toni
35 GK TUOHIMAA Frans

NOT DRESSED:

22 F GALIEV Stanislav
31 GK SAMONOV Alexander
72 D MINULIN Artyom

Legend:

+A	Assistant Captain	+C	Captain	D	Defender	F	Forward
No.	Jersey number	Pos.	Position				



Graphical Line-ups

阵容图 / Alignments

FIN - ROC

Referees


20 BJORK Tobias (SWE) , 27 BRUGGEMAN Andrew (USA)

Linespersons

91 HANCOCK II William (USA) , 68 McCRANK Dustin (CAN)

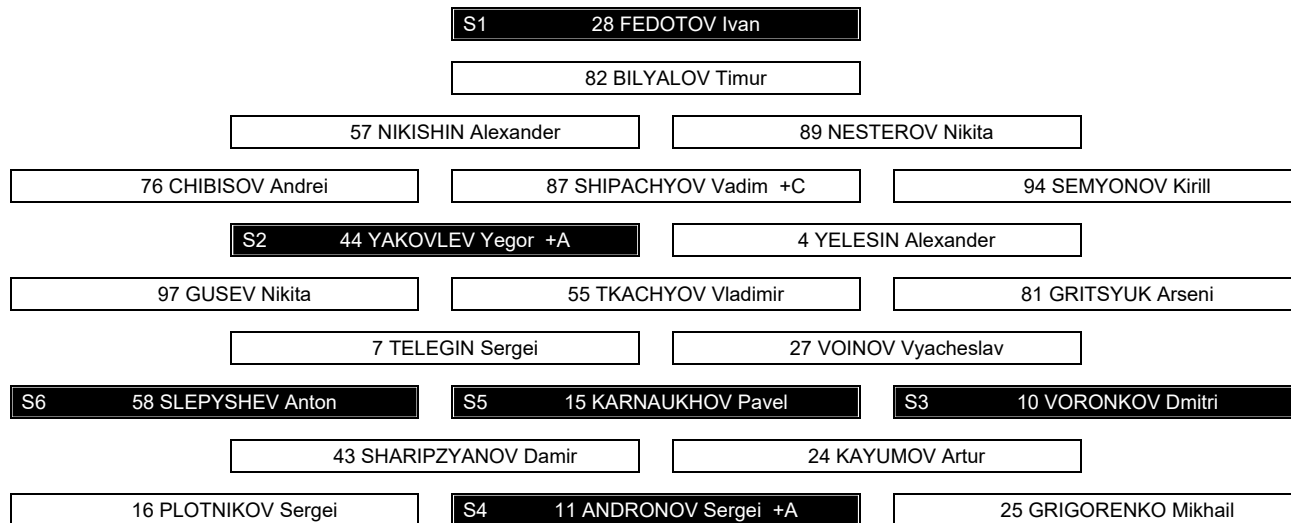
Team: FIN - Finland (Blue)

Head Coach: JALONEN Jukka



Team: ROC - ROC (White)

Head Coach: ZHAMNOV Alexei



Legend:

+A Assistant Captain +C Captain Sn Starting position



Game Summary
比赛总结 / Résumé du match
FIN - ROC 2 - 1 (0 - 1, 1 - 0, 1 - 0)

Spectators	Referees	Linespersons
1288	20 BJORK Tobias (SWE) , 27 BRUGGEMAN Andrew (USA)	91 HANCOCK II William (USA) , 68 McCRANK Dustin (CAN)

Team Statistics

Period	Score	SVS	SOG	PIM	TPP	PPG	SHG
1	0 : 1	6 : 15	15 : 7	2 : 2	02:00 : 00:18	0 : 1	0 : 0
2	1 : 0	7 : 5	6 : 7	0 : 2	02:00 : 00:00	0 : 0	0 : 0
3	1 : 0	3 : 9	10 : 3	0 : 2	02:00 : 00:00	0 : 0	0 : 0
Total	2 : 1	16 : 29	31 : 17	2 : 6	06:00 : 00:18	0 : 1	0 : 0

1st Period

Action	Time	ET/Res	Team	Type	No.	Name	(G)	Name of Assistant(s) / Action Description
GK	00:00		ROC		28	FEDOTOV I	-	Goalkeeper in
GK	00:00		FIN		29	SATERI H	-	Goalkeeper in
Penalty	06:59	07:17	FIN	2 min.	24	BJORNINEN H	-	High Sticking
Goal	07:17	0 : 1	ROC	PP1	25	GRIGORENKO M	(1)	89 NESTEROV N On Ice FIN 29 2 28 55 80 97 GUSEV N ROC 28 15 16 25 89 97 *
Penalty	12:20	14:20	ROC	2 min.	43	SHARIPZYANOV D	-	Cross-Checking

2nd Period

Action	Time	ET/Res	Team	Type	No.	Name	(G)	Name of Assistant(s) / Action Description
Goal	23:28	1 : 1	FIN	EQ	2	POKKA V	(1)	24 BJORNINEN H On Ice FIN 29 2 12 24 55 80 55 OHTAMAA A ROC 28 10 15 57 58 89
Penalty	27:31	29:31	ROC	2 min.	94	SEMYONOV K	-	Elbowing

3rd Period

Action	Time	ET/Res	Team	Type	No.	Name	(G)	Name of Assistant(s) / Action Description
Goal	40:31	2 : 1	FIN	EQ	24	BJORNINEN H	(1)	12 ANTTILA M On Ice FIN 29 2 12 24 55 80 55 OHTAMAA A ROC 28 4 10 15 44 58
Penalty	51:48	53:48	ROC	2 min.	11	ANDRONOV S	-	Tripping
GK	59:05		ROC					28 FEDOTOV I - Goalkeeper out
Time-out	59:43		ROC					
GK	60:00		FIN					29 SATERI H - Goalkeeper out

Goalkeeper Records

Team : FIN - Finland

No.	Name	SOG	SVS	MIP
29	SATERI Harri	17	16	60:00
45	OLKINUORA Jussi			

Team : ROC - ROC

No.	Name	SOG	SVS	MIP
28	FEDOTOV Ivan	31	29	59:05
82	BILYALOV Timur			

Game Statistics

Team : FIN (Blue)

Head Coach : JALONEN Jukka										Shots on Goal				Time on Ice									
No.	Pos.	Name	G	A	P	PIM	FO+	FO-	FO+/-	FO%	1	2	3	OT	TS	+/-	1	2	3	OT	TOT	SHF	AVG
4	D	LEHTONEN Mikko	0	0	0	0	0	0	0	0.00	2	0	0	2	0	0	5:16	5:24	4:43		15:23	20	0:46
38	D	HIETANEN Juuso	0	0	0	0	0	0	0	0.00	1	0	0	1	0	0	4:43	4:17	4:51		13:51	20	0:41
60	F	GRANLUND Markus	0	0	0	0	0	0	0	0.00	0	1	2	3	0	0	5:02	5:20	5:21		15:43	20	0:47
65	F	MANNINEN Sakari	0	0	0	0	7	8	-1	46.67	1	0	1	2	0	0	5:40	4:37	5:49		16:06	20	0:48
70	F	HARTIKAINEN Teemu	0	0	0	0	0	0	0	0.00	0	1	0	1	0	0	5:29	5:49	5:51		17:09	22	0:46
40	D	LINDBOHM Petteri	0	0	0	0	0	0	0	0.00	0	0	0	0	0	0	5:48	6:45	3:49		16:22	22	0:44
42	D	VATANEN Sami	0	0	0	0	0	0	0	0.00	0	0	0	0	0	0	7:22	5:57	4:11		17:30	20	0:52
51	F	FILPPULA Valtteri +C	0	0	0	0	6	6	0	50.00	1	0	1	2	0	0	5:25	7:03	5:52		18:20	21	0:52
81	F	PAKARINEN Iiro	0	0	0	0	4	4	0	50.00	1	0	1	2	0	0	5:45	4:47	5:17		15:49	23	0:41
82	F	PESONEN Harri	0	0	0	0	0	0	0	0.00	2	1	0	3	0	0	5:59	5:33	5:20		16:52	23	0:44
3	D	FRIMAN Niklas	0	0	0	0	0	0	0	0.00	1	0	0	1	0	0	3:47	3:16	3:18		10:21	17	0:36



Head Coach : JALONEN Jukka										Shots on Goal				Time on Ice									
No.	Pos.	Name	G	A	P	PIM	FO+	FO-	FO+/-	FO%	1	2	3	OT	TS	+/-	1	2	3	OT	TOT	SHF	AVG
13	D	KEMILAINEN Valtteri	0	0	0	0	0	0	0	0.00	2	0	0	2	0	0	5:20	7:05	4:11	16:36	21	0:47	
15	F	AALTONEN Miro	0	0	0	0	0	0	0	0.00	1	0	1	2	0	0	4:27	6:39	4:09	15:15	20	0:45	
28	F	NATTINEN Joonas	0	0	0	0	2	5	-3	28.57	0	0	0	0	0	0	4:16	5:20	3:26	13:02	18	0:43	
71	F	KOMAROV Leo	0	0	0	0	0	1	-1	0.00	0	1	0	1	0	0	3:56	5:05	3:40	12:41	17	0:44	
2	D	POKKA Ville	1	0	1	0	0	0	0	0.00	0	1	0	1	+2	3:48	3:17	6:53	13:58	24	0:34		
12	F	ANTTILA Marko +A	0	1	1	0	0	0	0	0.00	2	0	0	2	+2	4:54	3:26	5:50	14:10	24	0:35		
24	F	BJORNINEN Hannes	1	1	2	2	14	3	11	82.35	1	0	2	3	+2	4:33	2:52	4:57	12:22	21	0:35		
55	D	OHTAMAA Atte +A	0	2	2	0	0	0	0	0.00	0	1	0	1	+2	3:59	3:13	7:02	14:14	26	0:32		
80	F	MAENALANEN Saku	0	0	0	0	0	0	0	0.00	0	0	2	2	+2	4:22	3:56	5:16	13:34	23	0:35		
29	GK	SATERI Harri	0	0	0	0					0	0	0	0									
45	GK	OLKINUORA Jussi	0	0	0	0					0	0	0	0									
Total			2	4	6	2	33	27	6	55.00	15	6	10	31									

Team : ROC (White)

Head Coach : ZHAMNOV Alexei										Shots on Goal				Time on Ice									
No.	Pos.	Name	G	A	P	PIM	FO+	FO-	FO+/-	FO%	1	2	3	OT	TS	+/-	1	2	3	OT	TOT	SHF	AVG
57	D	NIKISHIN Alexander	0	0	0	0	0	0	0	0.00	0	1	0	1	-1	5:41	7:10	6:13	19:04	26	0:44		
76	F	CHIBISOV Andrei	0	0	0	0	0	0	0	0.00	2	1	0	3	0	4:28	4:22	2:26	11:16	14	0:48		
87	F	SHIPACHYOV Vadim +C	0	0	0	0	6	8	-2	42.86	0	0	0	0	0	6:48	5:16	6:00	18:04	25	0:43		
89	D	NESTEROV Nikita	0	1	1	0	0	0	0	0.00	0	1	0	1	-1	7:23	5:09	6:56	19:28	28	0:41		
94	F	SEMYONOV Kirill	0	0	0	2	3	7	-4	30.00	0	1	0	1	0	7:31	5:55	4:49	18:15	25	0:43		
4	D	YELESIN Alexander	0	0	0	0	0	0	0	0.00	0	1	0	1	-1	6:15	7:38	4:57	18:50	26	0:43		
44	D	YAKOVLEV Yegor +A	0	0	0	0	0	0	0	0.00	0	0	0	0	-1	7:09	6:27	8:00	21:36	29	0:44		
55	F	TKACHYOV Vladimir	0	0	0	0	5	3	2	62.50	0	0	0	0	0	2:33	5:52	6:02	14:27	21	0:41		
81	F	GRITSYUK Arseni	0	0	0	0	0	0	0	0.00	1	0	1	2	0	2:33	4:12	4:08	10:53	17	0:38		
97	F	GUSEV Nikita	0	1	1	0	0	0	0	0.00	1	0	0	1	0	2:51	3:24	5:30	11:45	18	0:39		
7	D	TELEGIN Sergei	0	0	0	0	0	0	0	0.00	1	0	0	1	0	3:10	3:41	3:24	10:15	14	0:43		
10	F	VORONKOV Dmitri	0	0	0	0	0	1	-1	0.00	0	0	0	0	-2	5:49	4:55	6:10	16:54	25	0:40		
15	F	KARNAUKHOV Pavel	0	0	0	0	7	7	0	50.00	0	0	0	0	-2	5:24	5:05	5:27	15:56	22	0:43		
27	D	VOINOV Vyacheslav	0	0	0	0	0	0	0	0.00	0	1	0	1	0	6:53	6:24	6:11	19:28	28	0:41		
58	F	SLEPYSHEV Anton	0	0	0	0	0	0	0	0.00	0	0	1	1	-2	5:15	3:54	4:34	13:43	21	0:39		
11	F	ANDRONOV Sergei +A	0	0	0	2	6	7	-1	46.15	0	0	0	0	0	4:25	4:35	2:05	11:05	18	0:36		
16	F	PLOTNIKOV Sergei	0	0	0	0	0	0	0	0.00	0	0	1	1	0	4:10	4:05	5:12	13:27	22	0:36		
24	F	KAYUMOV Artur	0	0	0	0	0	0	0	0.00	0	0	0	0	0	2:06	1:34	1:02	4:42	5	0:56		
25	F	GRIGORENKO Mikhail	1	0	1	0	0	0	0	0.00	2	1	0	3	0	4:07	4:30	5:11	13:48	22	0:37		
43	D	SHARIPZYANOV Damir	0	0	0	2	0	0	0	0.00	0	0	0	0	0	3:27	3:27	4:12	11:06	16	0:41		
28	GK	FEDOTOV Ivan	0	0	0	0					0	0	0	0									
82	GK	BILYALOV Timur	0	0	0	0					0	0	0	0									
Total			1	2	3	6	27	33	-6	45.00	7	7	3	17									

Legend:

(G) Goals in tournament	* Does not count for Plus/minus	+/- Plus/minus net	+A Assistant Captain
+C Captain	A Assists	AVG Average time on ice / shift	D Defender
EQ Equal strength	ET/Res Penalty end time/Result of game	F Forward	FO% Face-offs won as percentage
FO+ Face-offs won	FO- Face-offs lost	FO+/- Face-offs net	G Goals
GK Goalkeeper	MIP Minutes in play (GK)	No. Jersey number	OT Overtime
P Points	PIM Penalties in minutes	Pos. Position	PP1 Power play - 1 player
PPG Power play goals	SHF Number of shifts	SHG Shorthanded goals	SOG Shots on goal
SVS Saves	TOT Total	TPP Time on power play	TS Total shots



National Indoor Stadium
 国家体育馆
 Palais national omnisports
SUN 20 FEB 2022
 Start Time 12:10

Ice Hockey
 冰球 / Hockey sur glace
Men
 男子 / Hommes
Gold Medal Game, Game 30
 金牌赛, 比赛 30 / Finale, Match 30



Shot Chart
 射门表 / Analyse des tirs

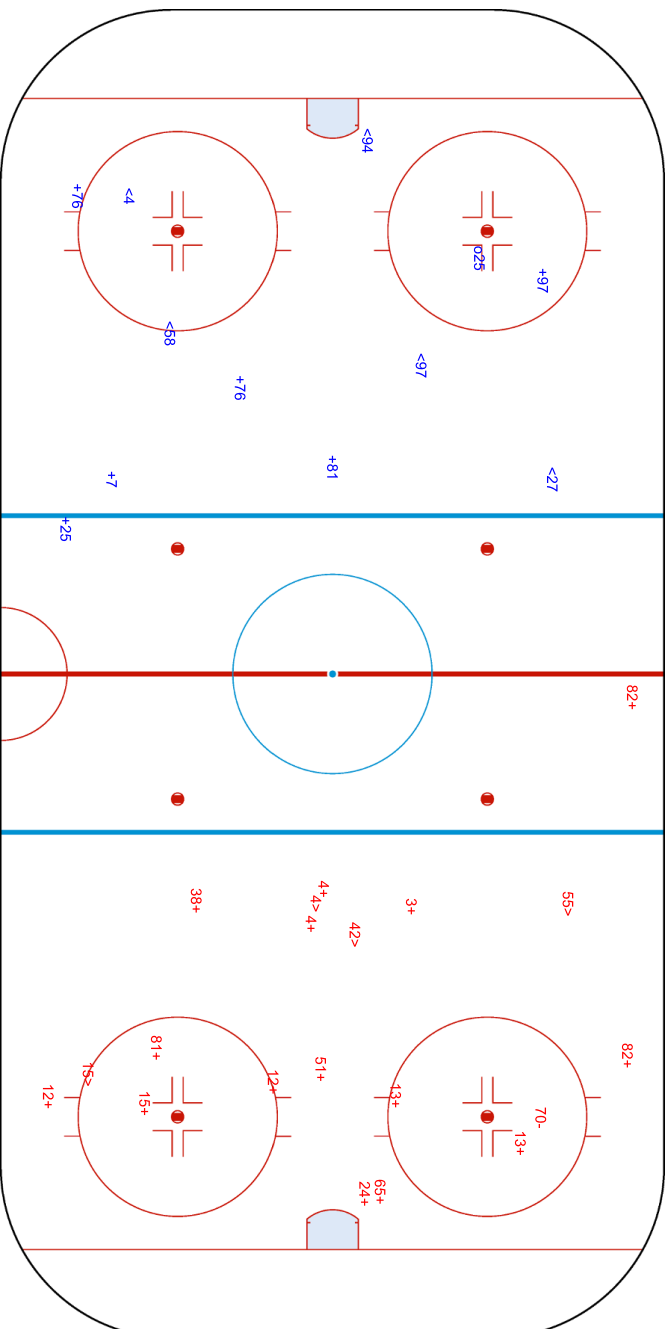
FIN - ROC

Shots by ROC
 Goals (G): 1
 SSP (-): 5
 SSG (+): 6
 SPG (-): 0

Shots by FIN
 Goals (G): 0
 SSP (-): 4
 SSG (+): 15
 SPG (-): 1

025
 GK 29 of FIN

82+
 GK 28 of ROC





National Indoor Stadium
 国家体育馆
 Palais national omnisports
SUN 20 FEB 2022
 Start Time 12:10

Ice Hockey
 冰球 / Hockey sur glace
Men
 男子 / Hommes
Gold Medal Game, Game 30
 金牌赛, 比赛 30 / Finale, Match 30

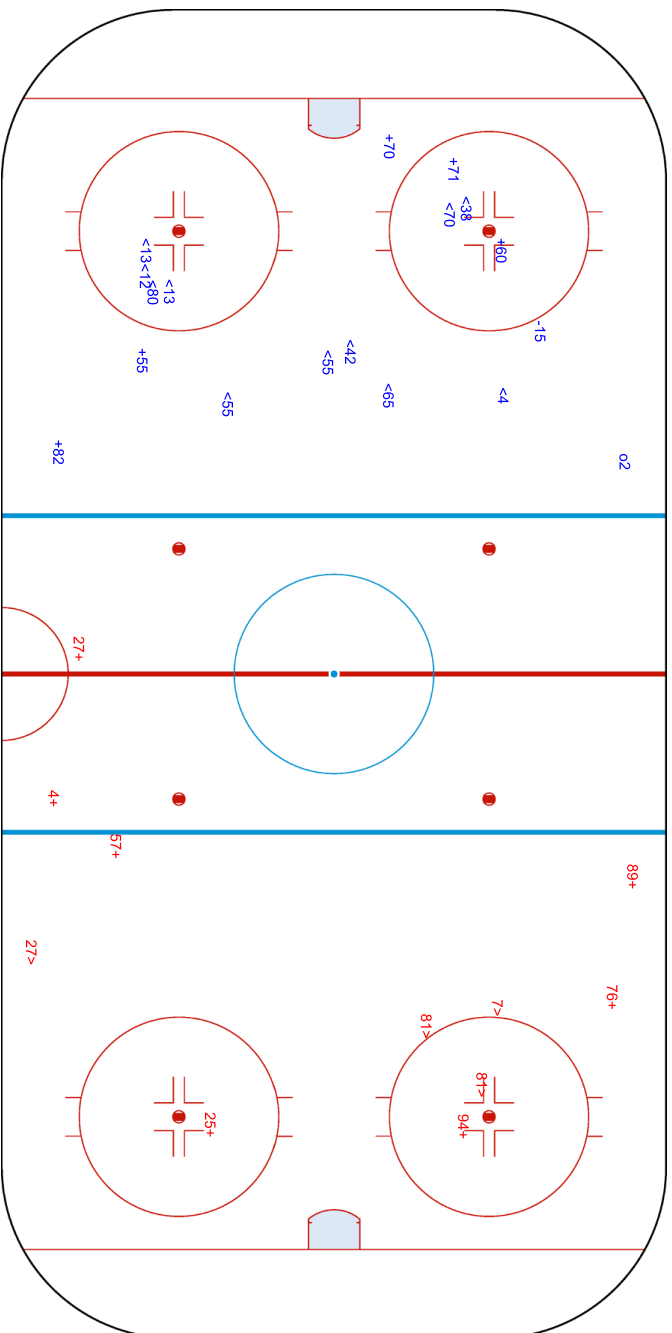


Shots by FIN
 Goals (G): 1
 SSP (-): 11
 SPG (-): 1

Shots by ROC
 Goals (G): 0
 SSP (-): 4
 SPG (-): 0

SSG (+): 5
 SPG (+): 1

SSG (+): 7
 SPG (+): 0





National Indoor Stadium
 国家体育馆
 Palais national omnisports
SUN 20 FEB 2022
 Start Time 12:10

Ice Hockey
 冰球 / Hockey sur glace
Men
 男子 / Hommes
Gold Medal Game, Game 30
 金牌赛, 比赛 30 / Finale, Match 30

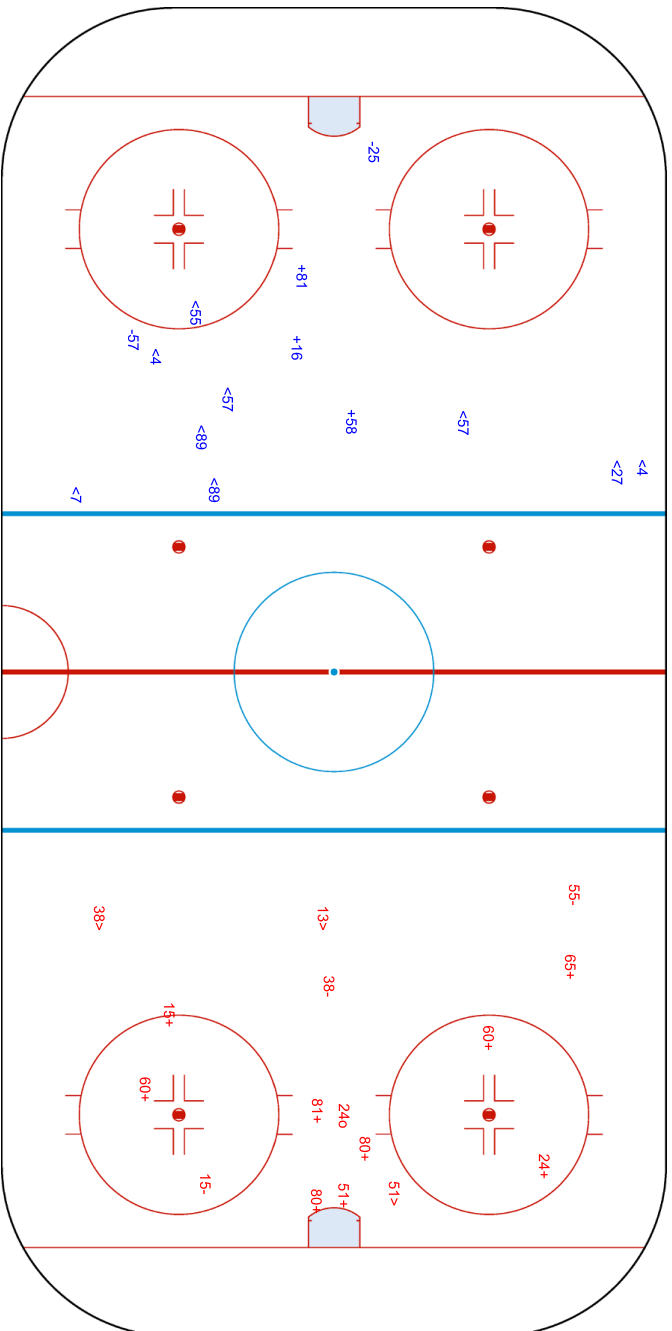


Shots by ROC
 Goals (0): 0
 SSP (-): 9
 SSG (+): 3
 SPG (-): 2

Shots by FIN
 Goals (0): 1
 SSP (-): 3
 SSG (+): 9
 SPG (-): 3

GK 29 of FIN

GK 28 of ROC



Legend:	GK	Goalkeeper	SPG	Shots past goal	SSG	Shots saved by goalkeeper	SSP	Shots saved by player
---------	----	------------	-----	-----------------	-----	---------------------------	-----	-----------------------





Face-off Chart
争球表 / Statistiques des mises en jeu

FIN - ROC

1st PERIOD

	FIN		ROC		FIN		ROC		FIN		ROC	
	Def. zone	Att. zone	Neutral zone	Neutral zone	Att. zone	Def. zone	Att. zone	Def. zone	Att. zone	Def. zone	Att. zone	
	+ 65	- 87	+ 24	- 15	- 51	+ 55						
	- 28	+ 15	+ 81	- 11	- 71	+ 11						
	- 24	+ 15	- 51	+ 11	- 81	+ 15						
	+ 81	- 94	+ 28	- 87	+ 24	- 87						
	+ 65	- 11	- 65	+ 15	+ 65	- 94						
	- 28	+ 55	+ 51	- 87	+ 65	- 10						
	+ 65	- 11			+ 51	- 11						
					+ 51	- 11						
					+ 24	- 94						
					+ 24	- 94						
					- 28	+ 87						
					- 65	+ 55						
					+ 51	- 15						
Total wins / period	4 / 57%	3 / 43%	4 / 67%	2 / 33%	8 / 62%	5 / 38%	Total wins all zones		16 / 62%	10 / 38%		

2nd PERIOD

	FIN		ROC		FIN		ROC		FIN		ROC	
	Def. zone	Att. zone	Neutral zone	Neutral zone	Att. zone	Def. zone	Att. zone	Def. zone	Att. zone	Def. zone	Att. zone	
	+ 24	- 15	- 24	+ 15	+ 24	- 15						
	- 65	+ 87	- 51	+ 55	- 51	+ 94						
	- 28	+ 11	- 65	+ 87	- 51	+ 94						
	- 28	+ 87	- 81	+ 55	- 65	+ 11						
	+ 24	- 55	- 51	+ 11	+ 28	- 55						
	+ 81	- 94	- 81	+ 15								
	+ 65	- 94										
	+ 51	- 55										
	+ 81	- 11										
	+ 24	- 87										
Total wins / period	7 / 70%	3 / 30%	0 / 0%	6 / 100%	2 / 40%	3 / 60%	Total wins all zones		9 / 43%	12 / 57%		

3rd PERIOD

	FIN		ROC		FIN		ROC		FIN		ROC	
	Def. zone	Att. zone	Neutral zone	Neutral zone	Att. zone	Def. zone	Att. zone	Def. zone	Att. zone	Def. zone	Att. zone	
	- 24	+ 11	+ 24	- 15	- 65	+ 87						
			- 65	+ 87	+ 24	- 11						
			- 81	+ 15	+ 51	- 94						
			+ 24	- 87	+ 65	- 15						
			+ 24	- 87	- 65	+ 94						
					+ 24	- 87						
					+ 24	- 15						
Total wins / period	0 / 0%	1 / 100%	3 / 60%	2 / 40%	5 / 71%	2 / 29%	Total wins all zones		8 / 62%	5 / 38%		

TOTAL



Total wins / game	FIN	ROC	FIN	ROC	FIN	ROC	Total wins all zones	
	Def. zone	Att. zone	Neutral zone		Att. zone	Def. zone	FIN	ROC
	11 / 61%	7 / 39%	7 / 41%	10 / 59%	15 / 60%	10 / 40%	33 / 55%	27 / 45%

HEAD TO HEAD

No.	ROC						Tot.	wins FIN	Dz	Nz	Az	
	10	11	15	55	87	94						
FIN	24	1 - 1	5 - 2	1 - 0	5 - 0	2 - 0	17	14 82%	3 60%	4 80%	7 100%	
	28	0 - 1	0 - 1	1 - 1	1 - 2		7	2 29%	0 0%	1 100%	1 50%	
	51	2 - 2	1 - 0	1 - 2	1 - 0	1 - 2	12	6 50%	1 100%	1 25%	4 57%	
	65	1 - 0	2 - 1	1 - 1	0 - 1	1 - 4	2 - 1	15	7 47%	4 80%	0 0%	3 43%
	71	0 - 1						1	0 0%			0 0%
	81	2 - 0	0 - 3	0 - 1			2 - 0	8	4 50%	3 100%	1 25%	0 0%
	Tot.	1	13	14	8	14	10	60	33 55%	11 61%	7 41%	15 60%
wins ROC	0 0%	6 46%	7 50%	5 63%	6 43%	3 30%	27 45%					
Dz	0 0%	2 40%	1 20%	2 67%	2 50%	3 43%	10 40%					
Nz		2 67%	4 67%	2 100%	2 33%		10 59%					
Az		2 40%	2 67%	1 33%	2 50%	0 0%	7 39%					

Legend:

Az Attacking zone **Dz** Defending zone **No.** Jersey number **Nz** Neutral zone **Tot.** Total face-offs played



Player Statistics by Team
队员技术统计 / Statistiques des joueurs par équipe
As of WED 16 FEB 2022
Including Game 26

CAN - Canada

Playing Statistics

No.	Name	Pos.	GP	G	A	PTS	PIM	+/-	GWG	PPG	SHG	SOG	SG%	TM	M/G	TSh	AT/S
1	LEVI Devon	GK	1	0	0	0	0		0	0	0	0	0.00				
5	ELLIS Morgan	D	2	0	0	0	5	0	0	0	0	0	0.00	15:29	7:44	27	0:34
9	KNIGHT Corban	F	5	2	1	3	0	-1	0	1	1	9	22.22	79:45	15:57	117	0:40
10	STREET Ben	F	4	2	1	3	2	+2	2	0	0	10	20.00	49:38	12:24	81	0:36
11	McBAIN Jack	F	5	1	1	2	2	0	0	1	0	7	14.29	53:21	10:40	78	0:41
12	STAAL Eric	F	5	1	3	4	4	-1	0	0	0	15	6.67	86:03	17:12	117	0:44
13	JOHNSON Kent	F	5	1	4	5	0	+4	0	0	0	10	10.00	69:50	13:58	100	0:41
15	TAMBELLINI Adam	F	5	3	4	7	0	-1	1	1	0	14	21.43	73:41	14:44	95	0:46
19	O'DELL Eric	F	5	2	3	5	2	+4	0	0	0	9	22.22	84:35	16:55	121	0:41
20	GRANT Alex	D	3	1	1	2	2	-1	0	0	0	6	16.67	33:41	11:13	52	0:38
22	POWER Owen	D	5	0	1	1	2	+2	0	0	0	12	0.00	108:12	21:38	147	0:44
23	WOTHERSPOON Tyler	D	5	0	2	2	2	+2	0	0	0	3	0.00	78:36	15:43	120	0:39
26	WINNIK Daniel	F	5	1	1	2	6	+1	0	0	0	6	16.67	63:44	12:44	93	0:41
27	CRACKNELL Adam	F	5	0	1	1	0	0	0	0	0	9	0.00	51:10	10:14	80	0:38
32	McTAVISH Mason	F	5	0	1	1	2	+1	0	0	0	9	0.00	73:49	14:45	107	0:41
37	ROBINSON Mat	D	5	1	0	1	0	+2	0	0	0	4	25.00	81:06	16:13	121	0:40
39	FERRARO Landon	F	1	0	0	0	0	-1	0	0	0	2	0.00	11:21	11:21	17	0:40
44	BARBERIO Mark	D	5	0	0	0	2	-1	0	0	0	14	0.00	79:36	15:55	134	0:35
51	DESHARNAIS David	F	5	0	1	1	0	0	0	0	0	2	0.00	61:48	12:21	88	0:42
56	NOREAU Maxim	D	5	1	3	4	0	-3	0	1	0	13	7.69	92:14	18:26	124	0:44
60	DEMERS Jason	D	5	0	2	2	0	+7	0	0	0	3	0.00	78:41	15:44	127	0:37
80	PASQUALE Eddie	GK	4	0	0	0	0		0	0	0	0	0.00				
90	TOMKINS Matt	GK	5	0	0	0	0		0	0	0	0	0.00				
91	WEAL Jordan	F	5	3	2	5	6	0	0	2	0	12	25.00	76:10	15:14	96	0:47
96	HO-SANG Josh	F	5	0	3	3	2	+2	0	0	0	6	0.00	56:37	11:19	81	0:41

Goalkeeping Statistics

No.	Name	GPT	GKD	GPI	MIP	MIP%	GA	SVS	SOG	SVS%	GAA	SO	W	L
1	LEVI Devon	5	1	0	00:00	0.00	0	0	0	0.00	0.00	0	0	0
80	PASQUALE Eddie	5	4	2	117:34	39.76	5	46	51	90.20	2.55	0	1	1
90	TOMKINS Matt	5	5	3	178:06	60.24	3	77	80	96.25	1.01	1	2	1

Legend:

+/- Plus/minus net	A Assists	AT/S Average time per shift
D Defender	F Forward	G Goals
GA Goals against	GAA Goals against as average per 60 minutes	GK Goalkeeper
GKD Goalkeeper dressed	GP Number of games played	GPI Games played in
GPT Number of games played by team	GWG Game winning goals	L Number of games lost
MIP Minutes and seconds played	MIP% MIP as percentage	M/G Minutes per game
No. Jersey number	PIM Penalties in minutes	Pos. Position on team
PPG Power play goals	PTS Points	SG% Percentage of goals from total shots
SHG Shorthanded goals	SO Shutouts	SOG Shots on goal
SVS Saves	SVS% SVS as percentage of total SOG	TM Total minutes played
TSh Total shifts played	W Number of games won	



Player Statistics by Team
队员技术统计 / Statistiques des joueurs par équipe
As of TUE 15 FEB 2022
Including Game 22

CHN - China

Playing Statistics

No.	Name	Pos.	GP	G	A	PTS	PIM	+/-	GWG	PPG	SHG	SOG	SG%	TM	M/G	TSh	AT/S
1	OUBAN Yongli	GK	4	0	0	0	0		0	0	0	0	0.00				
2	LIU Jie	D	4	0	0	0	2	-3	0	0	0	4	0.00	91:39	22:54	109	0:50
5	RUIAN Sipulaer	D	4	0	2	2	0	-2	0	0	0	11	0.00	100:45	25:11	123	0:49
6	CHEN Zimeng	D	4	0	0	0	0	0	0	0	0	0	0.00	1:43	0:25	2	0:51
7	JIEKE Kailiaosi	D	4	0	2	2	2	-5	0	0	0	5	0.00	89:08	22:17	115	0:46
10	XIANG Xudong	F	2	0	0	0	0	0	0	0	0	0	0.00	0:00	0:00	0	0:00
11	ZHANG Pengfei	D	2	0	0	0	0	0	0	0	0	0	0.00	0:00	0:00	0	0:00
15	FU Jiang	F	4	0	0	0	4	-2	0	0	0	14	0.00	101:52	25:28	109	0:56
17	GUO Jianing	F	0	0	0	0	0	0	0	0	0	0	0.00	0:00	0:00	0	0:00
18	YE Jinguang	F	4	0	1	1	4	-7	0	0	0	12	0.00	97:53	24:28	119	0:49
19	ZHONG Wei	F	4	0	0	0	0	-1	0	0	0	2	0.00	14:26	3:36	23	0:37
20	LUO Jia	F	4	0	1	1	2	-3	0	0	0	4	0.00	85:58	21:29	111	0:46
22	FU Shuai	F	4	1	0	1	4	-2	0	0	0	7	14.29	88:08	22:02	100	0:52
33	HAN Pengfei	GK	2	0	0	0	0		0	0	0	0	0.00				
45	JIERUIMI Shimisi	GK	3	0	0	0	2		0	0	0	0	0.00				
47	JIAN An	F	4	2	0	2	6	-3	0	1	0	9	22.22	64:53	16:13	100	0:38
56	ZHANG Zesen	F	4	0	0	0	2	-3	0	0	0	0	0.00	29:26	7:21	46	0:38
60	DANNISI Aoxibofu	D	4	0	0	0	2	-6	0	0	0	3	0.00	69:06	17:16	95	0:43
61	WEI Ruike	F	4	0	1	1	4	-3	0	0	0	9	0.00	68:15	17:03	94	0:43
77	ZHENG Enlai	D	4	0	0	0	0	-3	0	0	0	1	0.00	48:51	12:12	68	0:43
81	YAN Ruinan	D	4	0	0	0	0	0	0	0	0	0	0.00	7:49	1:57	11	0:42
88	YAN Juncheng	F	4	0	0	0	0	-4	0	0	0	2	0.00	28:50	7:12	40	0:43
91	WANG Taile	F	4	1	0	1	4	-8	0	1	0	12	8.33	95:35	23:53	108	0:53
93	YUAN Junjie	D	4	0	0	0	0	-9	0	0	0	1	0.00	59:01	14:45	84	0:42
98	YING Rudi	F	4	0	0	0	4	0	0	0	0	4	0.00	17:09	4:17	27	0:38

Goalkeeping Statistics

No.	Name	GPT	GKD	GPI	MIP	MIP%	GA	SVS	SOG	SVS%	GAA	SO	W	L
1	OUBAN Yongli	4	4	2	100:00	41.90	10	62	72	86.11	6.00	0	0	2
33	HAN Pengfei	4	2	0	00:00	0.00	0	0	0	0.00	0.00	0	0	0
45	JIERUIMI Shimisi	4	3	3	138:40	58.10	13	97	110	88.18	5.63	0	0	2

Legend:

+/- Plus/minus net	A Assists	AT/S Average time per shift
D Defender	F Forward	G Goals
GA Goals against	GAA Goals against as average per 60 minutes	GK Goalkeeper
GKD Goalkeeper dressed	GP Number of games played	GPI Games played in
GPT Number of games played by team	GWG Game winning goals	L Number of games lost
MIP Minutes and seconds played	MIP% MIP as percentage	M/G Minutes per game
No. Jersey number	PIM Penalties in minutes	Pos. Position on team
PPG Power play goals	PTS Points	SG% Percentage of goals from total shots
SHG Shorthanded goals	SO Shutouts	SOG Shots on goal
SVS Saves	SVS% SVS as percentage of total SOG	TM Total minutes played
TSh Total shifts played	W Number of games won	



Player Statistics by Team
队员技术统计 / Statistiques des joueurs par équipe
As of TUE 15 FEB 2022
Including Game 21

CZE - Czech Republic

Playing Statistics

No.	Name	Pos.	GP	G	A	PTS	PIM	+/-	GWG	PPG	SHG	SOG	SG%	TM	M/G	TSh	AT/S
3	KNOT Ronald	D	4	0	1	1	2	+4	0	0	0	10	0.00	81:57	20:29	118	0:41
5	JERABEK Jakub	D	4	0	0	0	4	-4	0	0	0	3	0.00	70:04	17:31	102	0:41
6	MUSIL David	D	0	0	0	0	0	0	0	0	0	0	0.00	0:00	0:00	0	0:00
9	SKLENICKA David	D	4	0	0	0	0	-3	0	0	0	5	0.00	27:50	6:57	37	0:45
10	CERVENKA Roman	F	4	2	3	5	0	-1	0	1	0	11	18.18	71:24	17:51	99	0:43
11	HRUBEC Simon	GK	4	0	0	0	0		0	0	0	0	0.00				
13	SMEJKAL Jiri	F	4	1	0	1	2	0	0	0	0	7	14.29	34:32	8:38	53	0:39
17	SOBOTKA Vladimir	F	4	0	1	1	6	-2	0	0	0	6	0.00	55:32	13:53	80	0:41
20	ZOHORNA Hynek	F	4	0	2	2	0	0	0	0	0	4	0.00	42:55	10:43	69	0:37
25	LENC Radan	F	4	0	0	0	0	-1	0	0	0	3	0.00	25:29	6:22	40	0:38
26	REPIK Michal	F	4	0	0	0	0	-2	0	0	0	6	0.00	52:07	13:01	80	0:39
31	KLOK Lukas	D	4	2	1	3	2	+4	0	0	0	11	18.18	82:33	20:38	120	0:41
32	BARTOSAK Patrik	GK	4	0	0	0	0		0	0	0	0	0.00				
35	WILL Roman	GK	0	0	0	0	0		0	0	0	0	0.00				
38	HYKA Tomas	F	4	1	0	1	2	+1	0	0	0	8	12.50	68:14	17:03	100	0:40
43	KOVAR Jan	F	4	0	2	2	4	-1	0	0	0	7	0.00	74:25	18:36	101	0:44
44	STRANSKY Matej	F	4	0	1	1	0	0	0	0	0	10	0.00	65:16	16:19	96	0:40
45	SEDLAK Lukas	F	4	0	1	1	2	+1	0	0	0	10	0.00	75:32	18:53	107	0:42
46	KREJCI David	F	4	1	3	4	0	0	0	1	0	16	6.25	87:12	21:48	122	0:42
52	SPACEK Michael	F	2	1	0	1	0	-1	0	1	0	1	100.00	23:13	11:36	35	0:39
65	MOZIK Vojtech	D	4	0	0	0	0	-1	0	0	0	5	0.00	47:42	11:55	81	0:35
67	FROLIK Michael	F	2	0	0	0	0	0	0	0	0	1	0.00	11:38	5:49	20	0:34
79	ZOHORNA Tomas	F	4	0	1	1	0	0	0	0	0	2	0.00	44:20	11:05	69	0:38
84	KUNDRATEK Tomas	D	4	1	1	2	2	-3	0	1	0	13	7.69	80:12	20:03	121	0:39
88	SULAK Libor	D	4	1	1	2	2	-1	1	1	0	10	10.00	78:08	19:32	118	0:39

Goalkeeping Statistics

No.	Name	GPT	GKD	GPI	MIP	MIP%	GA	SVS	SOG	SVS%	GAA	SO	W	L
11	HRUBEC Simon	4	4	4	245:03	100.00	12	77	89	86.52	2.94	0	1	2
32	BARTOSAK Patrik	4	4	0	00:00	0.00	0	0	0	0.00	0.00	0	0	0
35	WILL Roman	4	0	0	00:00	0.00	0	0	0	0.00	0.00	0	0	0

Legend:

+/- Plus/minus net	A Assists	AT/S Average time per shift
D Defender	F Forward	G Goals
GA Goals against	GAA Goals against as average per 60 minutes	GK Goalkeeper
GKD Goalkeeper dressed	GP Number of games played	GPI Games played in
GPT Number of games played by team	GWG Game winning goals	L Number of games lost
MIP Minutes and seconds played	MIP% MIP as percentage	M/G Minutes per game
No. Jersey number	PIM Penalties in minutes	Pos. Position on team
PPG Power play goals	PTS Points	SG% Percentage of goals from total shots
SHG Shorthanded goals	SO Shutouts	SOG Shots on goal
SVS Saves	SVS% SVS as percentage of total SOG	TM Total minutes played
TSh Total shifts played	W Number of games won	



Player Statistics by Team
队员技术统计 / Statistiques des joueurs par équipe

REVISED
16 FEB 16:15

As of WED 16 FEB 2022
Including Game 24

DEN - Denmark

Playing Statistics

No.	Name	Pos.	GP	G	A	PTS	PIM	+/-	GWG	PPG	SHG	SOG	SG%	TM	M/G	TSh	AT/S
1	DICHOW Frederik	GK	5	0	0	0	0		0	0	0	0	0.00				
2	BRUGGISSER Phillip	D	2	0	0	0	0	0	0	0	0	3	0.00	5:52	2:56	8	0:44
9	STORM Frederik	F	5	2	1	3	2	0	0	0	0	9	22.22	88:31	17:42	122	0:43
15	LASSEN Matias	D	5	0	1	1	2	-2	0	0	0	4	0.00	100:09	20:01	166	0:36
16	ASPERUP Matthias	F	0	0	0	0	0	0	0	0	0	0	0.00	0:00	0:00	0	0:00
17	JENSEN Nicklas	F	4	0	1	1	2	-4	0	0	0	8	0.00	70:43	17:40	102	0:41
22	LAURIDSEN Markus	D	5	2	1	3	0	-4	1	1	0	10	20.00	111:35	22:19	177	0:37
25	LAURIDSEN Oliver	D	5	0	1	1	2	+1	0	0	0	5	0.00	94:20	18:52	168	0:33
28	KRISTENSEN Emil	D	5	0	0	0	4	-1	0	0	0	1	0.00	38:25	7:41	66	0:34
29	MADSEN Morten	F	5	0	0	0	0	-1	0	0	0	1	0.00	55:10	11:02	94	0:35
31	GALBRAITH Patrick	GK	0	0	0	0	0		0	0	0	0	0.00				
32	DAHM Sebastian	GK	5	0	0	0	0		0	0	0	0	0.00				
33	JAKOBSEN Julian	F	5	1	2	3	2	+2	0	0	0	7	14.29	62:23	12:28	101	0:37
38	POULSEN Morten	F	5	1	0	1	0	+1	0	0	0	5	20.00	59:20	11:52	100	0:35
40	JENSEN Jesper	F	5	0	0	0	2	0	0	0	0	0	0.00	10:34	2:06	20	0:31
41	JENSEN AABO Jesper	D	3	0	0	0	4	+1	0	0	0	0	0.00	55:06	18:22	95	0:34
42	AAGAARD Mikkel	F	5	0	0	0	4	+3	0	0	0	3	0.00	45:52	9:10	74	0:37
47	LARSEN Oliver	D	5	0	0	0	4	+2	0	0	0	2	0.00	70:55	14:11	120	0:35
48	JENSEN Nicholas B.	D	5	0	2	2	6	+2	0	0	0	7	0.00	103:42	20:44	172	0:36
50	BAU Mathias	F	5	0	1	1	0	-1	0	0	0	3	0.00	53:49	10:45	85	0:37
51	NIELSEN Frans	F	5	2	1	3	0	-3	1	1	0	11	18.18	100:53	20:10	149	0:40
63	RUSSELL Patrick	F	5	0	3	3	0	+1	0	0	0	15	0.00	106:06	21:13	146	0:43
72	MEYER Nicolai	F	5	1	1	2	0	+2	1	0	0	3	33.33	34:00	6:48	57	0:35
89	BOEDKER Mikkel	F	5	1	1	2	0	-5	0	0	0	10	10.00	96:53	19:22	138	0:42
93	REGIN Peter	F	5	1	0	1	2	+1	0	1	0	5	20.00	85:08	17:01	118	0:43
95	OLESSEN Nick	F	1	0	0	0	0	-1	0	0	0	0	0.00	13:49	13:49	24	0:34

Goalkeeping Statistics

No.	Name	GPT	GKD	GPI	MIP	MIP%	GA	SVS	SOG	SVS%	GAA	SO	W	L
1	DICHOW Frederik	5	5	1	58:14	19.65	1	31	32	96.88	1.03	0	0	1
31	GALBRAITH Patrick	5	0	0	00:00	0.00	0	0	0	0.00	0.00	0	0	0
32	DAHM Sebastian	5	5	4	238:10	80.35	9	129	138	93.48	2.27	0	2	1

Legend:		
+/-	Plus/minus net	A Assists
D	Defender	F Forward
GA	Goals against	GAA Goals against as average per 60 minutes
GKD	Goalkeeper dressed	GP Number of games played
GPT	Number of games played by team	GWG Game winning goals
MIP	Minutes and seconds played	MIP% MIP as percentage
No.	Jersey number	PIM Penalties in minutes
PPG	Power play goals	PTS Points
SHG	Shorthanded goals	SO Shutouts
SVS	Saves	SVS% SVS as percentage of total SOG
TSh	Total shifts played	W Number of games won
		AT/S Average time per shift
		G Goals
		GK Goalkeeper
		GPI Games played in
		L Number of games lost
		M/G Minutes per game
		Pos. Position on team
		SG% Percentage of goals from total shots
		SOG Shots on goal
		TM Total minutes played

REVISED Revised to correct Time on ice for DEN during 3rd period on game 24.



Player Statistics by Team
队员技术统计 / Statistiques des joueurs par équipe
As of SUN 20 FEB 2022
Including Game 30

FIN - Finland

Playing Statistics

No.	Name	Pos.	GP	G	A	PTS	PIM	+/-	GWG	PPG	SHG	SOG	SG%	TM	M/G	TSh	AT/S
2	POKKA Ville	D	6	1	2	3	0	+5	0	0	0	4	25.00	91:53	15:18	142	0:38
3	FRIMAN Niklas	D	5	0	1	1	0	+1	0	0	0	3	0.00	64:41	12:56	97	0:40
4	LEHTONEN Mikko	D	6	1	3	4	4	+7	1	0	0	12	8.33	113:48	18:58	157	0:43
12	ANTTILA Marko	F	5	2	1	3	0	+4	0	0	0	11	18.18	72:38	14:31	114	0:38
13	KEMILAINEN Valtteri	D	6	1	0	1	2	+3	0	0	0	5	20.00	83:39	13:56	119	0:42
15	AALTONEN Miro	F	6	3	1	4	2	+4	1	1	0	9	33.33	83:05	13:50	118	0:42
20	OJAMAKI Niko	F	1	0	1	1	0	0	0	0	0	1	0.00	16:23	16:23	21	0:46
24	BJORNINEN Hannes	F	6	1	2	3	2	+2	1	0	0	5	20.00	88:40	14:46	131	0:40
25	RAJALA Toni	F	1	0	0	0	0	0	0	0	0	5	0.00	15:01	15:01	22	0:40
28	NATTINEN Joonas	F	6	0	3	3	0	+5	0	0	0	8	0.00	77:59	12:59	117	0:39
29	SATERI Harri	GK	5	0	0	0	0		0	0	0	0	0.00				
35	TUOHIMAA Frans	GK	3	0	0	0	0		0	0	0	0	0.00				
38	HIETANEN Juuso	D	6	0	2	2	4	+7	0	0	0	6	0.00	79:12	13:12	128	0:37
40	LINDBOHM Petteri	D	6	0	2	2	2	+3	0	0	0	10	0.00	95:44	15:57	138	0:41
42	VATANEN Sami	D	6	0	3	3	4	+1	0	0	0	8	0.00	100:50	16:48	133	0:45
45	OLKINUORA Jussi	GK	4	0	0	0	0		0	0	0	0	0.00				
51	FILPPULA Valtteri	F	6	0	2	2	0	+2	0	0	0	8	0.00	98:41	16:26	123	0:48
55	OHTAMAA Atte	D	6	0	3	3	2	+4	0	0	0	6	0.00	68:45	11:27	106	0:38
60	GRANLUND Markus	F	6	0	1	1	25	+6	0	0	0	9	0.00	71:46	11:57	98	0:43
65	MANNINEN Sakari	F	6	4	3	7	0	+7	1	0	0	11	36.36	97:34	16:15	125	0:46
70	HARTIKAINEN Teemu	F	6	2	5	7	0	+8	0	1	0	9	22.22	100:21	16:43	136	0:44
71	KOMAROV Leo	F	6	1	0	1	2	+2	1	0	0	8	12.50	69:20	11:33	104	0:40
80	MAENALANEN Saku	F	6	0	1	1	2	+2	0	0	0	8	0.00	81:18	13:33	134	0:36
81	PAKARINEN Iiro	F	6	3	0	3	2	+2	0	1	0	14	21.43	92:54	15:29	133	0:41
82	PESONEN Harri	F	6	3	1	4	4	+3	1	1	0	16	18.75	99:30	16:35	129	0:46

Goalkeeping Statistics

No.	Name	GPT	GKD	GPI	MIP	MIP%	GA	SVS	SOG	SVS%	GAA	SO	W	L
29	SATERI Harri	6	5	5	300:00	82.87	5	127	132	96.21	1.00	1	5	0
35	TUOHIMAA Frans	6	3	0	00:00	0.00	0	0	0	0.00	0.00	0	0	0
45	OLKINUORA Jussi	6	4	1	62:01	17.13	3	27	30	90.00	2.90	0	1	0

Legend:

+/- Plus/minus net	A Assists	AT/S Average time per shift
D Defender	F Forward	G Goals
GA Goals against	GAA Goals against as average per 60 minutes	GK Goalkeeper
GKD Goalkeeper dressed	GP Number of games played	GPI Games played in
GPT Number of games played by team	GWG Game winning goals	L Number of games lost
MIP Minutes and seconds played	MIP% MIP as percentage	M/G Minutes per game
No. Jersey number	PIM Penalties in minutes	Pos. Position on team
PPG Power play goals	PTS Points	SG% Percentage of goals from total shots
SHG Shorthanded goals	SO Shutouts	SOG Shots on goal
SVS Saves	SVS% SVS as percentage of total SOG	TM Total minutes played
TSh Total shifts played	W Number of games won	



Player Statistics by Team
队员技术统计 / Statistiques des joueurs par équipe
As of TUE 15 FEB 2022
Including Game 19

GER - Germany

Playing Statistics

No.	Name	Pos.	GP	G	A	PTS	PIM	+/-	GWG	PPG	SHG	SOG	SG%	TM	M/G	TSh	AT/S
3	BITTNER Dominik	D	3	0	0	0	2	0	0	0	0	4	0.00	34:34	11:31	51	0:40
5	HOLZER Korbinian	D	4	1	0	1	0	-3	0	0	0	9	11.11	75:15	18:48	103	0:43
8	RIEDER Tobias	F	4	1	1	2	0	-1	0	0	0	6	16.67	65:52	16:28	92	0:42
11	NOWAK Marco	D	2	0	0	0	0	-2	0	0	0	0	0.00	12:35	6:17	21	0:35
15	LOIBL Stefan	F	4	0	0	0	0	-2	0	0	0	3	0.00	48:50	12:12	64	0:45
16	ABELTSHAUSER Konrad	D	4	0	0	0	2	+2	0	0	0	4	0.00	58:56	14:44	88	0:40
21	KRAMMER Nicolas	F	3	0	0	0	0	+1	0	0	0	4	0.00	31:26	10:28	47	0:40
22	PLACHTA Matthias	F	4	0	1	1	2	-5	0	0	0	12	0.00	74:23	18:35	93	0:47
33	aus den BIRKEN Danny	GK	3	0	0	0	0		0	0	0	0	0.00				
34	KUHNHACKL Tom	F	4	1	0	1	2	0	0	0	0	5	20.00	55:13	13:48	81	0:40
35	NIEDERBERGER Mathias	GK	3	0	0	0	0		0	0	0	0	0.00				
38	WAGNER Fabio	D	4	0	0	0	2	-1	0	0	0	3	0.00	62:27	15:36	89	0:42
41	MULLER Jonas	D	4	0	1	1	0	-3	0	0	0	2	0.00	64:16	16:04	87	0:44
42	EHLIZ Yasin	F	4	0	0	0	6	-1	0	0	0	2	0.00	55:01	13:45	78	0:42
50	HAGER Patrick	F	4	1	0	1	0	-2	0	1	0	4	25.00	63:55	15:58	87	0:44
54	BERGMANN Lean	F	2	0	1	1	2	+1	0	0	0	2	0.00	15:16	7:38	24	0:38
72	KAHUN Dominik	F	4	1	2	3	0	-1	1	0	0	8	12.50	63:23	15:50	80	0:47
83	PFODERL Leonhard	F	4	0	1	1	0	-2	0	0	0	9	0.00	59:39	14:54	78	0:45
85	BRANDT Marcel	D	4	1	0	1	4	-2	0	0	0	8	12.50	62:00	15:30	83	0:44
86	PIETTA Daniel	F	2	0	0	0	0	-2	0	0	0	3	0.00	27:34	13:47	34	0:48
89	WOLF David	F	3	0	0	0	31	-2	0	0	0	7	0.00	39:19	13:06	56	0:42
90	BRUCKMANN Felix	GK	2	0	0	0	0		0	0	0	0	0.00				
91	MULLER Moritz	D	4	0	1	1	0	-2	0	0	0	6	0.00	78:21	19:35	112	0:41
92	NOEBELS Marcel	F	4	0	0	0	0	-3	0	0	0	4	0.00	60:38	15:09	80	0:45
95	TIFFELS Frederik	F	4	0	0	0	0	0	0	0	0	4	0.00	55:53	13:58	66	0:50

Goalkeeping Statistics

No.	Name	GPT	GKD	GPI	MIP	MIP%	GA	SVS	SOG	SVS%	GAA	SO	W	L
33	aus den BIRKEN Danny	4	3	1	58:11	24.58	3	29	32	90.62	3.09	0	0	1
35	NIEDERBERGER Mathias	4	3	3	178:30	75.42	10	66	76	86.84	3.36	0	1	2
90	BRUCKMANN Felix	4	2	0	00:00	0.00	0	0	0	0.00	0.00	0	0	0

Legend:

+/- Plus/minus net	A Assists	AT/S Average time per shift
D Defender	F Forward	G Goals
GA Goals against	GAA Goals against as average per 60 minutes	GK Goalkeeper
GKD Goalkeeper dressed	GP Number of games played	GPI Games played in
GPT Number of games played by team	GWG Game winning goals	L Number of games lost
MIP Minutes and seconds played	MIP% MIP as percentage	M/G Minutes per game
No. Jersey number	PIM Penalties in minutes	Pos. Position on team
PPG Power play goals	PTS Points	SG% Percentage of goals from total shots
SHG Shorthanded goals	SO Shutouts	SOG Shots on goal
SVS Saves	SVS% SVS as percentage of total SOG	TM Total minutes played
TSh Total shifts played	W Number of games won	



Player Statistics by Team
队员技术统计 / Statistiques des joueurs par équipe
As of TUE 15 FEB 2022
Including Game 20

LAT - Latvia

Playing Statistics

No.	Name	Pos.	GP	G	A	PTS	PIM	+/-	GWG	PPG	SHG	SOG	SG%	TM	M/G	TSh	AT/S
9	KRASTENBERGS Renars	F	4	1	4	5	2	-1	0	1	0	4	25.00	73:05	18:16	108	0:40
10	DARZINS Lauris	F	3	2	2	4	2	+1	0	1	0	4	50.00	33:00	11:00	49	0:40
14	BUKARTS Rihards	F	4	0	0	0	0	-3	0	0	0	7	0.00	52:46	13:11	84	0:37
15	KARSUMS Martins	F	0	0	0	0	0	0	0	0	0	0	0.00	0:00	0:00	0	0:00
16	DAUGAVINS Kaspars	F	4	0	0	0	2	-4	0	0	0	8	0.00	68:05	17:01	96	0:42
17	DZIERKALS Martins	F	4	0	0	0	0	-3	0	0	0	7	0.00	55:27	13:51	85	0:39
18	ABOLS Rodrigo	F	4	1	1	2	2	0	0	1	0	7	14.29	77:15	19:18	113	0:41
22	ANDERSONS Toms	F	1	0	0	0	0	-1	0	0	0	0	0.00	8:09	8:09	12	0:40
24	OZOLS Patriks	D	2	0	0	0	0	0	0	0	0	0	0.00	2:42	1:21	6	0:27
25	DZERINS Andris	F	3	0	0	0	2	-2	0	0	0	2	0.00	38:49	12:56	63	0:36
26	BALINSKIS Uvis Janis	D	4	0	3	3	0	-1	0	0	0	5	0.00	71:29	17:52	110	0:38
27	CIBULSKIS Oskars	D	4	0	2	2	0	-6	0	0	0	4	0.00	77:20	19:20	122	0:38
29	FREIBERGS Ralfs	D	4	0	0	0	2	-3	0	0	0	2	0.00	56:21	14:05	91	0:37
32	KULDA Arturs	D	3	0	0	0	0	-3	0	0	0	0	0.00	51:47	17:15	80	0:38
48	SEJEJS Nauris	D	1	0	0	0	0	0	0	0	0	0	0.00	1:18	1:18	5	0:15
50	GUDLEVSKIS Kristers	GK	1	0	0	0	0		0	0	0	0	0.00				
55	MAMCICS Roberts	D	4	0	0	0	0	-2	0	0	0	8	0.00	64:37	16:09	110	0:35
69	JELISEJEVS Nikolajs	F	4	1	0	1	2	-3	0	1	0	5	20.00	53:16	13:19	80	0:39
70	INDRASIS Miks	F	3	1	0	1	2	-4	0	0	0	3	33.33	44:55	14:58	60	0:44
72	JAKS Janis	D	4	0	0	0	2	-1	0	0	0	5	0.00	68:24	17:06	113	0:36
73	SMIRNOVS Deniss	F	4	0	1	1	2	-3	0	0	0	3	0.00	57:23	14:20	85	0:40
74	PUNNENOVS Ivars	GK	4	0	0	0	0		0	0	0	0	0.00				
77	ZILE Kristaps Roberts	D	4	0	0	0	0	-1	0	0	0	3	0.00	65:07	16:16	106	0:36
87	MEIJA Gints	F	4	0	1	1	2	0	0	0	0	2	0.00	32:37	8:09	50	0:39
91	KENINS Ronalds	F	4	1	0	1	0	-3	0	0	0	4	25.00	69:14	17:18	96	0:43
95	BATNA Oskars	F	4	0	0	0	0	-3	0	0	0	1	0.00	54:29	13:37	84	0:38
98	KALNINS Janis	GK	4	0	0	0	0		0	0	0	0	0.00				

Goalkeeping Statistics

No.	Name	GPT	GKD	GPI	MIP	MIP%	GA	SVS	SOG	SVS%	GAA	SO	W	L
50	GUDLEVSKIS Kristers	4	1	0	00:00	0.00	0	0	0	0.00	0.00	0	0	0
74	PUNNENOVS Ivars	4	4	2	110:17	46.64	6	48	54	88.89	3.26	0	0	2
98	KALNINS Janis	4	4	3	126:09	53.36	7	66	73	90.41	3.33	0	0	2

Legend:

+/- Plus/minus net	A Assists	AT/S Average time per shift
D Defender	F Forward	G Goals
GA Goals against	GAA Goals against as average per 60 minutes	GK Goalkeeper
GKD Goalkeeper dressed	GP Number of games played	GPI Games played in
GPT Number of games played by team	GWG Game winning goals	L Number of games lost
MIP Minutes and seconds played	MIP% MIP as percentage	M/G Minutes per game
No. Jersey number	PIM Penalties in minutes	Pos. Position on team
PPG Power play goals	PTS Points	SG% Percentage of goals from total shots
SHG Shorthanded goals	SO Shutouts	SOG Shots on goal
SVS Saves	SVS% SVS as percentage of total SOG	TM Total minutes played
TSh Total shifts played	W Number of games won	



Player Statistics by Team
队员技术统计 / Statistiques des joueurs par équipe
As of SUN 20 FEB 2022
Including Game 30

ROC - ROC

Playing Statistics

No.	Name	Pos.	GP	G	A	PTS	PIM	+/-	GWG	PPG	SHG	SOG	SG%	TM	M/G	TSh	AT/S
4	YELESIN Alexander	D	6	0	0	0	2	+3	0	0	0	4	0.00	119:13	19:52	175	0:40
7	TELEGIN Sergei	D	6	0	0	0	0	0	0	0	0	4	0.00	57:16	9:32	83	0:41
10	VORONKOV Dmitri	F	6	0	1	1	29	+1	0	0	0	10	0.00	83:35	13:55	132	0:37
11	ANDRONOV Sergei	F	6	0	1	1	2	0	0	0	0	5	0.00	75:00	12:30	122	0:36
15	KARNAUKHOV Pavel	F	6	1	1	2	4	0	1	0	0	10	10.00	92:17	15:22	151	0:36
16	PLOTNIKOV Sergei	F	4	0	2	2	2	0	0	0	0	5	0.00	60:04	15:01	87	0:41
22	GALIEV Stanislav	F	4	0	0	0	2	+1	0	0	0	6	0.00	47:40	11:55	72	0:39
24	KAYUMOV Artur	F	4	0	0	0	0	0	0	0	0	1	0.00	19:29	4:52	28	0:41
25	GRIGORENKO Mikhail	F	6	1	0	1	0	-1	0	1	0	14	7.14	89:53	14:58	140	0:38
27	VOINOV Vyacheslav	D	6	1	1	2	0	0	0	1	0	16	6.25	115:44	19:17	179	0:38
28	FEDOTOV Ivan	GK	6	0	0	0	0		0	0	0	0	0.00				
31	SAMONOV Alexander	GK	2	0	0	0	0		0	0	0	0	0.00				
43	SHARIPZYANOV Damir	D	6	0	0	0	4	0	0	0	0	3	0.00	58:57	9:49	93	0:38
44	YAKOVLEV Yegor	D	6	0	2	2	0	+4	0	0	0	6	0.00	120:51	20:08	180	0:40
55	TKACHYOV Vladimir	F	6	1	1	2	2	+2	0	0	0	7	14.29	95:10	15:51	139	0:41
57	NIKISHIN Alexander	D	6	0	0	0	4	+2	0	0	0	7	0.00	115:41	19:16	171	0:40
58	SLEPYSHEV Anton	F	6	2	1	3	4	0	1	0	0	16	12.50	94:49	15:48	144	0:39
72	MINULIN Artyom	D	0	0	0	0	0	0	0	0	0	0	0.00	0:00	0:00	0	0:00
76	CHIBISOV Andrei	F	6	1	0	1	4	+1	0	0	0	8	12.50	71:54	11:59	101	0:42
81	GRITSYUK Arseni	F	6	1	2	3	0	+4	0	0	0	13	7.69	71:02	11:50	111	0:38
82	BILYALOV Timur	GK	4	0	0	0	0		0	0	0	0	0.00				
87	SHIPACHYOV Vadim	F	6	1	2	3	0	+2	0	0	0	14	7.14	107:32	17:55	149	0:43
89	NESTEROV Nikita	D	6	2	2	4	0	+1	1	1	0	17	11.76	119:44	19:57	175	0:41
94	SEMYONOV Kirill	F	6	2	1	3	2	+2	0	0	0	8	25.00	95:12	15:52	133	0:42
97	GUSEV Nikita	F	6	0	6	6	2	+3	0	0	0	15	0.00	89:52	14:58	125	0:43

Goalkeeping Statistics

No.	Name	GPT	GKD	GPI	MIP	MIP%	GA	SVS	SOG	SVS%	GAA	SO	W	L
28	FEDOTOV Ivan	6	6	6	373:34	100.00	10	164	174	94.25	1.61	2	3	2
31	SAMONOV Alexander	6	2	0	00:00	0.00	0	0	0	0.00	0.00	0	0	0
82	BILYALOV Timur	6	4	0	00:00	0.00	0	0	0	0.00	0.00	0	0	0

Legend:

+/- Plus/minus net	A Assists	AT/S Average time per shift
D Defender	F Forward	G Goals
GA Goals against	GAA Goals against as average per 60 minutes	GK Goalkeeper
GKD Goalkeeper dressed	GP Number of games played	GPI Games played in
GPT Number of games played by team	GWG Game winning goals	L Number of games lost
MIP Minutes and seconds played	MIP% MIP as percentage	M/G Minutes per game
No. Jersey number	PIM Penalties in minutes	Pos. Position on team
PPG Power play goals	PTS Points	SG% Percentage of goals from total shots
SHG Shorthanded goals	SO Shutouts	SOG Shots on goal
SVS Saves	SVS% SVS as percentage of total SOG	TM Total minutes played
TSh Total shifts played	W Number of games won	



Player Statistics by Team
队员技术统计 / Statistiques des joueurs par équipe
As of WED 16 FEB 2022
Including Game 25

SUI - Switzerland

Playing Statistics

No.	Name	Pos.	GP	G	A	PTS	PIM	+/-	GWG	PPG	SHG	SOG	SG%	TM	M/G	TSh	AT/S
2	ALATALO Santeri	D	5	0	1	1	4	-3	0	0	0	11	0.00	71:50	14:22	103	0:41
6	WEBER Yannick	D	5	0	1	1	2	-2	0	0	0	4	0.00	82:14	16:26	132	0:37
10	AMBUHL Andres	F	5	2	0	2	2	-1	0	2	0	12	16.67	85:32	17:06	125	0:41
15	HOFMANN Gregory	F	5	0	0	0	0	-8	0	0	0	14	0.00	91:21	18:16	126	0:43
16	DIAZ Raphael	D	5	1	1	2	2	-2	0	0	0	5	20.00	99:50	19:58	157	0:38
20	BERRA Reto	GK	5	0	0	0	0		0	0	0	0	0.00				
25	MULLER Mirco	D	5	0	0	0	4	-1	0	0	0	4	0.00	91:30	18:18	148	0:37
26	AESCHLIMANN Sandro	GK	0	0	0	0	0		0	0	0	0	0.00				
38	FRICK Lukas	D	5	0	0	0	0	-3	0	0	0	0	0.00	67:32	13:30	108	0:37
45	FORA Michael	D	4	0	0	0	2	-2	0	0	0	5	0.00	45:48	11:27	81	0:33
55	LOEFFEL Romain	D	5	1	0	1	2	+1	0	1	0	8	12.50	72:33	14:30	111	0:39
59	SIMION Dario	F	1	0	0	0	0	-2	0	0	0	0	0.00	5:56	5:56	13	0:27
61	HERZOG Fabrice	F	5	1	1	2	2	0	0	0	0	9	11.11	78:42	15:44	119	0:39
62	MALGIN Denis	F	3	1	0	1	4	-4	1	1	0	8	12.50	52:27	17:29	70	0:44
63	GENONI Leonardo	GK	5	0	0	0	0		0	0	0	0	0.00				
65	UNTERSANDER Ramon	D	3	0	2	2	0	-2	0	0	0	4	0.00	50:54	16:58	81	0:37
70	HOLLENSTEIN Denis	F	5	0	1	1	2	-1	0	0	0	7	0.00	57:49	11:33	89	0:38
71	CORVI Enzo	F	5	1	4	5	0	-1	0	0	0	6	16.67	88:33	17:42	128	0:41
79	THURKAUF Calvin	F	5	0	2	2	0	0	0	0	0	10	0.00	65:26	13:05	107	0:36
82	MOSER Simon	F	5	0	0	0	2	-2	0	0	0	3	0.00	65:57	13:11	103	0:38
83	VERMIN Joel	F	4	0	0	0	4	0	0	0	0	2	0.00	35:21	8:50	56	0:37
85	ANDRIGHETTO Sven	F	5	0	3	3	0	-4	0	0	0	5	0.00	81:39	16:19	120	0:40
87	MOTTET Killian	F	5	1	0	1	0	0	0	0	0	4	25.00	38:42	7:44	68	0:34
88	BERTSCHY Christoph	F	5	0	0	0	2	0	0	0	0	10	0.00	68:29	13:41	120	0:34
92	HAAS Gaetan	F	5	1	1	2	0	-5	0	1	0	10	10.00	85:24	17:04	136	0:37

Goalkeeping Statistics

No.	Name	GPT	GKD	GPI	MIP	MIP%	GA	SVS	SOG	SVS%	GAA	SO	W	L
20	BERRA Reto	5	5	3	140:42	46.83	8	63	71	88.73	3.41	0	0	3
26	AESCHLIMANN Sandro	5	0	0	00:00	0.00	0	0	0	0.00	0.00	0	0	0
63	GENONI Leonardo	5	5	3	159:45	53.17	3	74	77	96.10	1.13	0	1	0

Legend:

+/- Plus/minus net	A Assists	AT/S Average time per shift
D Defender	F Forward	G Goals
GA Goals against	GAA Goals against as average per 60 minutes	GK Goalkeeper
GKD Goalkeeper dressed	GP Number of games played	GPI Games played in
GPT Number of games played by team	GWG Game winning goals	L Number of games lost
MIP Minutes and seconds played	MIP% MIP as percentage	M/G Minutes per game
No. Jersey number	PIM Penalties in minutes	Pos. Position on team
PPG Power play goals	PTS Points	SG% Percentage of goals from total shots
SHG Shorthanded goals	SO Shutouts	SOG Shots on goal
SVS Saves	SVS% SVS as percentage of total SOG	TM Total minutes played
TSh Total shifts played	W Number of games won	



Player Statistics by Team
队员技术统计 / Statistiques des joueurs par équipe
As of SAT 19 FEB 2022
Including Game 29

SVK - Slovakia

Playing Statistics

No.	Name	Pos.	GP	G	A	PTS	PIM	+/-	GWG	PPG	SHG	SOG	SG%	TM	M/G	TSh	AT/S
5	NEMEC Simon	D	7	0	1	1	2	-2	0	0	0	2	0.00	40:16	5:45	53	0:45
12	KELEMEN Milos	F	7	0	1	1	4	-1	0	0	0	4	0.00	74:37	10:39	112	0:39
13	JURCO Tomas	F	7	1	1	2	2	-2	0	0	0	17	5.88	98:04	14:00	137	0:42
14	CERESNAK Peter	D	7	0	5	5	2	+4	0	0	0	11	0.00	149:56	21:25	207	0:43
19	KRISTOF Michal	F	7	1	0	1	0	-2	0	0	0	5	20.00	96:16	13:45	143	0:40
20	SLAFKOVSKY Juraj	F	7	7	0	7	0	+5	2	0	0	24	29.17	110:56	15:50	140	0:47
22	KNAZKO Samuel	D	7	0	1	1	2	-1	0	0	0	9	0.00	100:20	14:20	146	0:41
24	RYBAR Patrik	GK	7	0	0	0	4		0	0	0	0	0.00				
25	ZUZIN Peter	F	7	1	0	1	0	-1	0	0	0	12	8.33	73:55	10:33	105	0:42
27	HRIVIK Marek	F	7	2	2	4	2	-1	0	0	0	23	8.70	140:32	20:04	181	0:46
28	GERNAT Martin	D	7	0	2	2	4	0	0	0	0	17	0.00	125:51	17:58	184	0:41
30	TOMEK Matej	GK	1	0	0	0	0		0	0	0	0	0.00				
34	CEHLARIK Peter	F	7	2	2	4	4	0	0	0	0	22	9.09	135:40	19:22	180	0:45
40	ROMAN Milos	F	7	0	1	1	0	+5	0	0	0	10	0.00	97:14	13:53	138	0:42
42	KONRAD Branislav	GK	6	0	0	0	0		0	0	0	0	0.00				
44	ROSANDIC Mislav	D	7	0	0	0	4	+3	0	0	0	10	0.00	119:56	17:08	175	0:41
49	TAKAC Samuel	F	6	1	2	3	4	+3	0	1	0	8	12.50	82:45	13:47	112	0:44
52	MARINCIN Martin	D	7	1	0	1	0	+3	0	0	0	11	9.09	154:29	22:04	213	0:43
56	DANO Marko	F	6	0	0	0	4	-1	0	0	0	1	0.00	28:38	4:46	48	0:35
65	CAJKOVSKY Michal	D	7	0	1	1	0	+1	0	0	0	14	0.00	126:50	18:07	193	0:39
71	DALOGA Marek	D	0	0	0	0	0	0	0	0	0	0	0.00	0:00	0:00	0	0:00
79	HUDACEK Libor	F	7	1	2	3	4	+1	1	0	0	24	4.17	111:21	15:54	141	0:47
87	REGENDA Pavol	F	7	1	3	4	6	+5	0	0	0	10	10.00	96:00	13:42	140	0:41
88	POSPISIL Kristian	F	7	0	1	1	2	+1	0	0	0	13	0.00	83:58	11:59	122	0:41
89	HOLESINSKY Adrian	F	2	0	0	0	0	-2	0	0	0	1	0.00	27:01	13:30	37	0:43

Goalkeeping Statistics

No.	Name	GPT	GKD	GPI	MIP	MIP%	GA	SVS	SOG	SVS%	GAA	SO	W	L
24	RYBAR Patrik	7	7	6	347:07	81.27	5	141	146	96.58	0.86	2	3	1
30	TOMEK Matej	7	1	1	20:00	4.68	3	9	12	75.00	9.00	0	0	1
42	KONRAD Branislav	7	6	1	60:00	14.05	6	24	30	80.00	6.00	0	0	1

Legend:

+/- Plus/minus net	A Assists	AT/S Average time per shift
D Defender	F Forward	G Goals
GA Goals against	GAA Goals against as average per 60 minutes	GK Goalkeeper
GKD Goalkeeper dressed	GP Number of games played	GPI Games played in
GPT Number of games played by team	GWG Game winning goals	L Number of games lost
MIP Minutes and seconds played	MIP% MIP as percentage	M/G Minutes per game
No. Jersey number	PIM Penalties in minutes	Pos. Position on team
PPG Power play goals	PTS Points	SG% Percentage of goals from total shots
SHG Shorthanded goals	SO Shutouts	SOG Shots on goal
SVS Saves	SVS% SVS as percentage of total SOG	TM Total minutes played
TSh Total shifts played	W Number of games won	



Player Statistics by Team
队员技术统计 / Statistiques des joueurs par équipe
As of SAT 19 FEB 2022
Including Game 29

SWE - Sweden

Playing Statistics

No.	Name	Pos.	GP	G	A	PTS	PIM	+/-	GWG	PPG	SHG	SOG	SG%	TM	M/G	TSh	AT/S
2	FOLIN Christian	D	6	0	0	0	2	-2	0	0	0	8	0.00	107:07	17:51	173	0:37
5	FANTENBERG Oscar	D	6	0	0	0	0	+3	0	0	0	13	0.00	103:13	17:12	155	0:39
7	TOMMERNES Henrik	D	6	0	5	5	2	+3	0	0	0	13	0.00	129:41	21:36	183	0:42
8	OLOFSSON Fredrik	F	6	0	1	1	0	+1	0	0	0	5	0.00	58:05	9:40	82	0:42
12	FRIBERG Max	F	6	1	1	2	0	0	0	0	0	10	10.00	93:06	15:31	144	0:38
15	RYDAHL Gustav	F	5	0	0	0	0	-2	0	0	0	3	0.00	31:55	6:23	55	0:34
16	KRUGER Marcus	F	5	0	0	0	0	+1	0	0	0	5	0.00	72:05	14:25	127	0:34
18	EVERBERG Dennis	F	6	0	0	0	4	-2	0	0	0	5	0.00	91:34	15:15	151	0:36
23	WALLMARK Lucas	F	6	5	0	5	10	-1	3	3	0	16	31.25	94:25	15:44	140	0:40
29	HOLMBERG Pontus	F	6	0	2	2	0	+1	0	0	0	5	0.00	76:19	12:43	116	0:39
31	JOHANSSON Lars	GK	6	0	0	0	0		0	0	0	0	0.00				
32	BENGTSSON Lukas	D	6	1	1	2	0	+1	0	1	0	10	10.00	112:34	18:45	167	0:40
33	HULTSTROM Linus	D	2	0	0	0	0	0	0	0	0	0	0.00	0:00	0:00	0	0:00
34	BRODIN Daniel	F	1	0	0	0	2	0	0	0	0	1	0.00	6:11	6:11	10	0:37
35	HELLBERG Magnus	GK	6	0	0	0	0		0	0	0	0	0.00				
39	REIDEBORN Adam	GK	0	0	0	0	0		0	0	0	0	0.00				
42	NORDSTROM Joakim	F	6	1	1	2	6	0	0	0	0	13	7.69	91:25	15:14	152	0:36
48	KLINGBERG Carl	F	6	1	2	3	0	+2	0	0	0	18	5.56	97:51	16:18	154	0:38
52	HOLM Philip	D	6	0	1	1	2	0	0	0	0	4	0.00	91:24	15:14	151	0:36
58	LANDER Anton	F	6	4	1	5	4	+2	0	1	0	10	40.00	111:52	18:38	169	0:39
59	JOHANSSON Linus	F	6	0	0	0	2	0	0	0	0	4	0.00	50:11	8:21	80	0:37
64	PUDAS Jonathan	D	6	0	5	5	2	+1	0	0	0	10	0.00	113:37	18:56	168	0:40
81	LENNSTROM Theodor	D	5	0	0	0	2	-3	0	0	0	8	0.00	67:51	13:34	97	0:41
86	BROME Mathias	F	6	0	3	3	0	+1	0	0	0	5	0.00	93:10	15:31	139	0:40
95	de la ROSE Jacob	F	6	0	0	0	4	-1	0	0	0	8	0.00	90:20	15:03	148	0:36

Goalkeeping Statistics

No.	Name	GPT	GKD	GPI	MIP	MIP%	GA	SVS	SOG	SVS%	GAA	SO	W	L	
31	JOHANSSON Lars		6	6	4	249:38	67.17	5	115	120	95.83	1.20	1	2	1
35	HELLBERG Magnus		6	6	2	122:01	32.83	5	63	68	92.65	2.46	0	1	1
39	REIDEBORN Adam		6	0	0	00:00	0.00	0	0	0	0.00	0.00	0	0	0

Legend:

+/- Plus/minus net	A Assists	AT/S Average time per shift
D Defender	F Forward	G Goals
GA Goals against	GAA Goals against as average per 60 minutes	GK Goalkeeper
GKD Goalkeeper dressed	GP Number of games played	GPI Games played in
GPT Number of games played by team	GWG Game winning goals	L Number of games lost
MIP Minutes and seconds played	MIP% MIP as percentage	M/G Minutes per game
No. Jersey number	PIM Penalties in minutes	Pos. Position on team
PPG Power play goals	PTS Points	SG% Percentage of goals from total shots
SHG Shorthanded goals	SO Shutouts	SOG Shots on goal
SVS Saves	SVS% SVS as percentage of total SOG	TM Total minutes played
TSh Total shifts played	W Number of games won	



Player Statistics by Team
队员技术统计 / Statistiques des joueurs par équipe
As of WED 16 FEB 2022
Including Game 23

USA - United States

Playing Statistics

No.	Name	Pos.	GP	G	A	PTS	PIM	+/-	GWG	PPG	SHG	SOG	SG%	TM	M/G	TSh	AT/S
4	HELLESON Drew	D	3	0	1	1	0	+1	0	0	0	2	0.00	23:33	7:51	41	0:34
5	WARSOFSKY David	D	4	0	0	0	0	-2	0	0	0	7	0.00	45:50	11:27	73	0:37
6	PERBIX Nick	D	4	0	1	1	0	+3	0	0	0	5	0.00	46:56	11:44	81	0:34
8	SANDERSON Jake	D	1	0	1	1	0	+1	0	0	0	1	0.00	16:59	16:59	27	0:37
10	BENIERS Matty	F	4	1	1	2	4	+2	0	0	0	11	9.09	78:36	19:39	101	0:46
11	AGOSTINO Kenny	F	4	1	0	1	8	+2	0	0	0	8	12.50	64:52	16:13	101	0:38
12	HENTGES Sam	F	2	1	0	1	0	+1	0	0	0	2	50.00	16:40	8:20	29	0:34
13	SMITH Nathan	F	4	1	1	2	2	+2	1	0	0	7	14.29	41:24	10:21	64	0:38
14	FABER Brock	D	4	0	1	1	2	+2	0	0	0	8	0.00	99:02	24:45	134	0:44
16	ABRUZZESE Nick	F	4	1	3	4	0	+5	0	0	0	11	9.09	63:36	15:54	87	0:43
19	BRISSON Brendan	F	4	2	0	2	2	0	2	1	0	13	15.38	45:36	11:24	63	0:43
20	KAMPFER Steven	D	4	1	3	4	2	+4	0	1	0	10	10.00	84:35	21:08	132	0:38
21	O'NEILL Brian	F	4	1	2	3	0	+2	0	0	0	7	14.29	55:38	13:54	83	0:40
23	COOPER Brian	D	4	0	1	1	0	+6	0	0	0	8	0.00	80:55	20:13	115	0:42
25	McLAUGHLIN Marc	F	2	0	0	0	0	0	0	0	0	1	0.00	12:16	6:08	20	0:36
26	FARRELL Sean	F	4	3	3	6	0	+4	0	1	0	4	75.00	56:57	14:14	92	0:37
27	CATES Noah	F	4	1	0	1	2	+2	0	0	0	5	20.00	52:40	13:10	94	0:33
29	COMMESSO Drew	GK	4	0	0	0	0		0	0	0	0	0.00				
31	MANN Strauss	GK	3	0	0	0	0		0	0	0	0	0.00				
35	NAGLE Pat	GK	1	0	0	0	0		0	0	0	0	0.00				
37	SHORE Nick	F	3	0	1	1	0	+1	0	0	0	1	0.00	23:52	7:57	36	0:39
39	MEYERS Ben	F	4	2	2	4	0	+1	0	0	0	11	18.18	66:34	16:38	106	0:37
42	NESS Aaron	D	4	0	1	1	2	+4	0	0	0	4	0.00	71:22	17:50	124	0:34
51	MIELE Andy	F	4	1	3	4	0	+3	0	0	0	7	14.29	67:40	16:55	101	0:40
67	KNIES Matt	F	4	1	1	2	2	0	0	0	0	13	7.69	69:43	17:25	95	0:44
89	ABDELKADER Justin	F	1	0	1	1	2	0	0	0	0	3	0.00	10:23	10:23	17	0:36

Goalkeeping Statistics

No.	Name	GPT	GKD	GPI	MIP	MIP%	GA	SVS	SOG	SVS%	GAA	SO	W	L
29	COMMESSO Drew	4	4	2	120:00	48.00	2	53	55	96.36	1.00	1	2	0
31	MANN Strauss	4	3	2	130:00	52.00	4	69	73	94.52	1.85	0	1	0
35	NAGLE Pat	4	1	0	00:00	0.00	0	0	0	0.00	0.00	0	0	0

Legend:

+/- Plus/minus net	A Assists	AT/S Average time per shift
D Defender	F Forward	G Goals
GA Goals against	GAA Goals against as average per 60 minutes	GK Goalkeeper
GKD Goalkeeper dressed	GP Number of games played	GPI Games played in
GPT Number of games played by team	GWG Game winning goals	L Number of games lost
MIP Minutes and seconds played	MIP% MIP as percentage	M/G Minutes per game
No. Jersey number	PIM Penalties in minutes	Pos. Position on team
PPG Power play goals	PTS Points	SG% Percentage of goals from total shots
SHG Shorthanded goals	SO Shutouts	SOG Shots on goal
SVS Saves	SVS% SVS as percentage of total SOG	TM Total minutes played
TSh Total shifts played	W Number of games won	



Team Statistics

队伍数据统计 / Statistiques des équipes

As of SUN 20 FEB 2022

Including Game 30

Scoring Efficiency

(Ranked by highest SG% / highest GP)

Rank	Team	GP	GF	SSG	SOG	SG%
1	FIN	6	22	154	176	12.50
2	USA	4	17	132	149	11.41
3	CAN	5	19	156	175	10.86
4	DEN	5	11	101	112	9.82
5	LAT	4	7	77	84	8.33
6	SVK	7	19	230	249	7.63
7	SWE	6	13	161	174	7.47
8	ROC	6	14	176	190	7.37
9	CZE	4	11	139	150	7.33
10	SUI	5	9	132	141	6.38
11	GER	4	6	103	109	5.50
12	CHN	4	4	96	100	4.00

Power Play

(Ranked by highest PP% / highest GP)

Rank	Team	GP	ADV	PPGF	PP%	TPP	M:S
1	CZE	4	12	5	41.67	19:48	03:57
2	LAT	4	11	4	36.36	19:50	04:57
3	CAN	5	19	6	31.58	30:43	05:07
4	SUI	5	16	5	31.25	29:42	05:56
5	FIN	6	16	4	25.00	29:37	07:24
6	USA	4	13	3	23.08	22:51	07:37
7	SWE	6	23	5	21.74	36:11	07:14
8	DEN	5	14	3	21.43	21:07	07:02
9	ROC	6	17	3	17.65	26:18	08:46
10	CHN	4	19	2	10.53	34:58	17:29
11	GER	4	13	1	7.69	25:31	25:31
12	SVK	7	16	1	6.25	30:18	30:18

Penalty Killing

(Ranked by highest PK% / highest GP)

Rank	Team	GP	DVG	PPGA	PK%	TSH	M:S
1	CAN	5	17	1	94.12	32:55	32:55
2	USA	4	10	1	90.00	19:55	19:55
3	SUI	5	14	2	85.71	22:12	11:06
4	LAT	4	13	2	84.62	21:36	10:48
5	SVK	7	19	3	84.21	35:02	11:40
6	DEN	5	18	3	83.33	32:06	10:42
7	GER	4	16	3	81.25	24:47	08:15
8	ROC	6	18	5	72.22	28:01	05:36
8	SWE	6	18	5	72.22	30:10	06:02
10	CZE	4	11	4	63.64	20:51	05:12
11	CHN	4	19	7	63.16	31:48	04:32
12	FIN	6	16	6	62.50	27:31	04:35

Goalkeeping

(Ranked by highest SVS%)

Rank	Team	GP	GA	SVS	SOG	SVS%	GAA	SHGA	PPGA	SO	ENG
1	FIN	6	8	154	162	95.06	1.33	0	6	1	0
2	USA	4	7	122	129	94.57	1.68	1	1	1	0
3	ROC	6	10	164	174	94.25	1.61	0	5	2	0
4	DEN	5	11	160	171	93.57	2.23	0	3	0	1
5	SWE	6	13	178	191	93.19	2.10	0	5	1	2
6	CAN	5	9	123	132	93.18	1.83	0	1	1	1
7	SVK	7	16	174	190	91.58	2.25	0	3	2	2
8	SUI	5	15	137	152	90.13	3.00	0	2	0	3
9	LAT	4	14	114	128	89.06	3.55	0	2	0	1
10	CHN	4	23	159	182	87.36	5.78	0	7	0	0
11	GER	4	14	95	109	87.16	3.55	0	3	0	1
12	CZE	4	12	77	89	86.52	2.94	0	4	0	0

Penalties

(Ranked by highest PIM)

Rank	Team	GP	2	5	10	GM	MP	PIM	PAVG
1	ROC	6	19	0	0	0	1	63	10:30
2	GER	4	17	1	0	1	0	59	14:45
3	FIN	6	16	0	0	0	1	57	9:30
4	SVK	7	25	0	0	0	0	50	7:08
5	CHN	4	22	0	0	0	0	44	11:00
6	SWE	6	22	0	0	0	0	44	7:20
7	CAN	5	19	1	0	0	0	43	8:36
8	DEN	5	18	0	0	0	0	36	7:12
8	SUI	5	18	0	0	0	0	36	7:12
10	USA	4	15	0	0	0	0	30	7:30
11	CZE	4	14	0	0	0	0	28	7:00
12	LAT	4	13	0	0	0	0	26	6:30

Shorthanded Goals

(Ranked by highest NET / lowest GP)

Rank	Team	GP	SHGF	SHGA	NET
1	CAN	5	1	0	+1
2	CHN	4	0	0	0
2	CZE	4	0	0	0
2	GER	4	0	0	0
2	LAT	4	0	0	0
6	DEN	5	0	0	0
6	SUI	5	0	0	0
8	FIN	6	0	0	0
8	ROC	6	0	0	0
8	SWE	6	0	0	0
11	SVK	7	0	0	0
12	USA	4	0	1	-1

Attendance

(Ranked by highest average attendance)

Rank	Team	GP	Spect	AVG
1	FIN	6	6103	1017
2	ROC	6	5938	989
3	SVK	7	6810	972
4	SWE	6	5829	971
5	USA	4	3662	915
6	CHN	4	3649	912
7	CZE	4	3636	909
8	CAN	5	4481	896
9	SUI	5	4326	865
10	LAT	4	3446	861
11	GER	4	3123	780
12	DEN	5	3871	774
	Total	30	27437	914

Legend:

2 Two (2) minute penalties	5 Five (5) minute penalties	10 Ten (10) minute penalties
ADV Advantage (times on power play)	AVG Average	DVG Disadvantage (number of times shorthanded)
ENG Empty net goals	GA Goals against	GAA Goals against as average per 60 minutes
GF Goals for	GM Game misconducts	GP Number of games played
MP Match penalties	M:S Average time in min. and sec.	NET SHGF - SHGA
PAVG PIM in average	PIM Penalties in minutes	PK% Penalty killing percentage
PPGA Power play goals against	PPGF Power play goals for	PP% Power play eff. as percentage
SG% Percentage of goals from total shots	SHGA Shorthanded goals against	SHGF Shorthanded goals for
SO Shutouts	SOG Shots on goal	Spect Spectators
SSG Shots saved by goalkeeper	SVS Saves	SVS% SVS as percentage of total SOG
TPP Time of power play	TSH Time shorthanded in min. and sec.	



Goalkeepers
守门员 / Gardiens de but
As of SUN 20 FEB 2022
Including Game 30

(Ranked by highest SVS% / lowest GAA / highest GPI)

Rank	Name	No.	Team	GKD	GPI	MIP	MIP%	SOG	GA	SVS	SVS%	GAA	PPGA	SHGA	SO
1	RYBAR Patrik	24	SVK	7	6	347:07	81.27	146	5	141	96.58	0.86	0	0	2
2	COMMESSO Drew	29	USA	4	2	120:00	48.00	55	2	53	96.36	1.00	1	0	1
3	TOMKINS Matt	90	CAN	5	3	178:06	60.24	80	3	77	96.25	1.01	1	0	1
4	SATERI Harri	29	FIN	5	5	300:00	82.87	132	5	127	96.21	1.00	3	0	1
5	GENONI Leonardo	63	SUI	5	3	159:45	53.17	77	3	74	96.10	1.13	1	0	0
6	JOHANSSON Lars	31	SWE	6	4	249:38	67.17	120	5	115	95.83	1.20	3	0	1
7	MANN Strauss	31	USA	3	2	130:00	52.00	73	4	69	94.52	1.85	0	1	0
8	FEDOTOV Ivan	28	ROC	6	6	373:34	100.00	174	10	164	94.25	1.61	5	0	2
9	DAHM Sebastian	32	DEN	5	4	238:10	80.35	138	9	129	93.48	2.27	3	0	0
10	KALNINS Janis	98	LAT	4	3	126:09	53.36	73	7	66	90.41	3.33	0	0	0
11	PUNNENOVŠ Ivars	74	LAT	4	2	110:17	46.64	54	6	48	88.89	3.26	2	0	0
12	BERRA Reto	20	SUI	5	3	140:42	46.83	71	8	63	88.73	3.41	1	0	0
13	JIERUIMI Shimisi	45	CHN	3	3	138:40	58.10	110	13	97	88.18	5.63	4	0	0
14	NIEDERBERGER Mathias	35	GER	3	3	178:30	75.42	76	10	66	86.84	3.36	2	0	0
15	HRUBEC Simon	11	CZE	4	4	245:03	100.00	89	12	77	86.52	2.94	4	0	0
16	OUBAN Yongli	1	CHN	4	2	100:00	41.90	72	10	62	86.11	6.00	3	0	0

(Goalkeepers with less than 40% of their team's total minutes (MIP% less 40))

Name	No.	Team	GKD	GPI	MIP	MIP%	SOG	GA	SVS	SVS%	GAA	PPGA	SHGA	SO
DICHOW Frederik	1	DEN	5	1	58:14	19.65	32	1	31	96.88	1.03	0	0	0
HELLBERG Magnus	35	SWE	6	2	122:01	32.83	68	5	63	92.65	2.46	2	0	0
aus den BIRKEN Danny	33	GER	3	1	58:11	24.58	32	3	29	90.62	3.09	1	0	0
PASQUALE Eddie	80	CAN	4	2	117:34	39.76	51	5	46	90.20	2.55	0	0	0
OLKINUORA Jussi	45	FIN	4	1	62:01	17.13	30	3	27	90.00	2.90	3	0	0
KONRAD Branislav	42	SVK	6	1	60:00	14.05	30	6	24	80.00	6.00	2	0	0
TOMEK Matej	30	SVK	1	1	20:00	4.68	12	3	9	75.00	9.00	1	0	0

Legend:

GA Goals against	GAA Goals against as average per 60 minutes	GKD Goalkeeper dressed
GPI Games played in	MIP Minutes and seconds played	MIP% MIP as percentage
No. Jersey number	PPGA Power play goals against	SHGA Shorthanded goals against
SO Shutouts (no GA in a game)	SOG Shots on goal (G+SSG)	SVS Saves
SVS% SVS as percentage of total SOG		



Scoring Leaders
得分榜 / Meilleurs marqueurs
As of SUN 20 FEB 2022
Including Game 30

(Ranked by highest PTS/ highest G/ lowest GP)

Rank	Name	No.	Team	Pos.	GP	G	A	PTS	PIM	+/-
1	SLAFKOVSKY Juraj	20	SVK	F	7	7	0	7	0	+5
2	MANNINEN Sakari	65	FIN	F	6	4	3	7	0	+7
3	TAMBELLINI Adam	15	CAN	F	5	3	4	7	0	-1
4	HARTIKAINEN Teemu	70	FIN	F	6	2	5	7	0	+8
5	FARRELL Sean	26	USA	F	4	3	3	6	0	+4
6	GUSEV Nikita	97	ROC	F	6	0	6	6	2	+3
7	WALLMARK Lucas	23	SWE	F	6	5	0	5	10	-1
8	LANDER Anton	58	SWE	F	6	4	1	5	4	+2
9	WEAL Jordan	91	CAN	F	5	3	2	5	6	0
10	CERVENKA Roman	10	CZE	F	4	2	3	5	0	-1
11	O'DELL Eric	19	CAN	F	5	2	3	5	2	+4
12	KRASTENBERGS Renars	9	LAT	F	4	1	4	5	2	-1
13	CORVI Enzo	71	SUI	F	5	1	4	5	0	-1
13	JOHNSON Kent	13	CAN	F	5	1	4	5	0	+4
15	PUDAS Jonathan	64	SWE	D	6	0	5	5	2	+1
15	TOMMERNES Henrik	7	SWE	D	6	0	5	5	2	+3
17	CERESNAK Peter	14	SVK	D	7	0	5	5	2	+4
18	AALTONEN Miro	15	FIN	F	6	3	1	4	2	+4
18	PESONEN Harri	82	FIN	F	6	3	1	4	4	+3
20	DARZINS Lauris	10	LAT	F	3	2	2	4	2	+1
21	MEYERS Ben	39	USA	F	4	2	2	4	0	+1
22	NESTEROV Nikita	89	ROC	D	6	2	2	4	0	+1
23	CEHLARIK Peter	34	SVK	F	7	2	2	4	4	0
23	HRIVIK Marek	27	SVK	F	7	2	2	4	2	-1
25	ABRUZZESE Nick	16	USA	F	4	1	3	4	0	+5
25	KAMPFER Steven	20	USA	D	4	1	3	4	2	+4
25	KREJCI David	46	CZE	F	4	1	3	4	0	0
25	MIELE Andy	51	USA	F	4	1	3	4	0	+3
29	NOREAU Maxim	56	CAN	D	5	1	3	4	0	-3
29	STAAL Eric	12	CAN	F	5	1	3	4	4	-1

Legend:

+/-	Plus/minus net	A	Assists	D	Defender
F	Forward	G	Goals	GP	Number of games played
No.	Jersey number	PIM	Penalties in minutes	Pos.	Position
PTS	Points				



Goal Scoring Leaders
进球得分榜 / Meilleurs buteurs
As of SUN 20 FEB 2022
Including Game 30

(Ranked by highest G/ lowest GP)

Rank	Name	No.	Team	Pos.	GP	G	S	SG%	PPG	SHG	+/-
1	SLAFKOVSKY Juraj	20	SVK	F	7	7	24	29.17	0	0	+5
2	WALLMARK Lucas	23	SWE	F	6	5	16	31.25	3	0	-1
3	LANDER Anton	58	SWE	F	6	4	10	40.00	1	0	+2
3	MANNINEN Sakari	65	FIN	F	6	4	11	36.36	0	0	+7
5	FARRELL Sean	26	USA	F	4	3	4	75.00	1	0	+4
6	TAMBELLINI Adam	15	CAN	F	5	3	14	21.43	1	0	-1
6	WEAL Jordan	91	CAN	F	5	3	12	25.00	2	0	0
8	AALTONEN Miro	15	FIN	F	6	3	9	33.33	1	0	+4
8	PAKARINEN Iiro	81	FIN	F	6	3	14	21.43	1	0	+2
8	PESONEN Harri	82	FIN	F	6	3	16	18.75	1	0	+3
11	DARZINS Lauris	10	LAT	F	3	2	4	50.00	1	0	+1
12	BRISSON Brendan	19	USA	F	4	2	13	15.38	1	0	0
12	CERVENKA Roman	10	CZE	F	4	2	11	18.18	1	0	-1
12	JIAN An	47	CHN	F	4	2	9	22.22	1	0	-3
12	KLOK Lukas	31	CZE	D	4	2	11	18.18	0	0	+4
12	MEYERS Ben	39	USA	F	4	2	11	18.18	0	0	+1
12	STREET Ben	10	CAN	F	4	2	10	20.00	0	0	+2
18	AMBUHL Andres	10	SUI	F	5	2	12	16.67	2	0	-1
18	ANTTILA Marko	12	FIN	F	5	2	11	18.18	0	0	+4
18	KNIGHT Corban	9	CAN	F	5	2	9	22.22	1	1	-1
18	LAURIDSEN Markus	22	DEN	D	5	2	10	20.00	1	0	-4
18	NIELSEN Frans	51	DEN	F	5	2	11	18.18	1	0	-3
18	O'DELL Eric	19	CAN	F	5	2	9	22.22	0	0	+4
18	STORM Frederik	9	DEN	F	5	2	9	22.22	0	0	0
25	HARTIKAINEN Teemu	70	FIN	F	6	2	9	22.22	1	0	+8
25	NESTEROV Nikita	89	ROC	D	6	2	17	11.76	1	0	+1
25	SEMYONOV Kirill	94	ROC	F	6	2	8	25.00	0	0	+2
25	SLEPYSHEV Anton	58	ROC	F	6	2	16	12.50	0	0	0
29	CEHLARIK Peter	34	SVK	F	7	2	22	9.09	0	0	0
29	HRIVIK Marek	27	SVK	F	7	2	23	8.70	0	0	-1

Legend:

+/-	Plus/minus net	D	Defender	F	Forward	G	Goals
GP	Number of games played	No.	Jersey number	Pos.	Position	PPG	Power play goals
S	Shots	SG%	Percentage of goals from total shots	SHG	Shorthanded goals		



Assist Leaders
协助榜 / Meilleurs assistants
As of SUN 20 FEB 2022
Including Game 30

(Ranked by highest A/ lowest GP)

Rank	Name	No.	Team	Pos.	GP	A	+/-
1	GUSEV Nikita	97	ROC	F	6	6	+3
2	HARTIKAINEN Teemu	70	FIN	F	6	5	+8
2	PUDAS Jonathan	64	SWE	D	6	5	+1
2	TOMMERNES Henrik	7	SWE	D	6	5	+3
5	CERESNAK Peter	14	SVK	D	7	5	+4
6	KRASTENBERGS Renars	9	LAT	F	4	4	-1
7	CORVI Enzo	71	SUI	F	5	4	-1
7	JOHNSON Kent	13	CAN	F	5	4	+4
7	TAMBELLINI Adam	15	CAN	F	5	4	-1
10	ABRUZZESE Nick	16	USA	F	4	3	+5
10	BALINSKIS Uvis Janis	26	LAT	D	4	3	-1
10	CERVENKA Roman	10	CZE	F	4	3	-1
10	FARRELL Sean	26	USA	F	4	3	+4
10	KAMPFER Steven	20	USA	D	4	3	+4
10	KREJCI David	46	CZE	F	4	3	0
10	MIELE Andy	51	USA	F	4	3	+3
17	ANDRIGHETTO Sven	85	SUI	F	5	3	-4
17	HO-SANG Josh	96	CAN	F	5	3	+2
17	NOREAU Maxim	56	CAN	D	5	3	-3
17	O'DELL Eric	19	CAN	F	5	3	+4
17	RUSSELL Patrick	63	DEN	F	5	3	+1
17	STAAL Eric	12	CAN	F	5	3	-1
23	BROME Mathias	86	SWE	F	6	3	+1
23	LEHTONEN Mikko	4	FIN	D	6	3	+7
23	MANNINEN Sakari	65	FIN	F	6	3	+7
23	NATTINEN Joonas	28	FIN	F	6	3	+5
23	OHTAMAA Atte	55	FIN	D	6	3	+4
23	VATANEN Sami	42	FIN	D	6	3	+1
29	REGENDA Pavol	87	SVK	F	7	3	+5
30	DARZINS Lauris	10	LAT	F	3	2	+1
30	UNTERSANDER Ramon	65	SUI	D	3	2	-2

Legend:

+/-	Plus/minus net	A	Assists	D	Defender	F	Forward
GP	Number of games played	No.	Jersey number	Pos.	Position		



Defenders Scoring Leaders
后卫得分榜 / Meilleurs défenseurs marqueurs
As of SUN 20 FEB 2022
Including Game 30

(Ranked by highest PTS / highest G / lowest GP)

Rank	Name	No.	Team	GP	G	A	PTS	PIM	+/-
1	PUDAS Jonathan	64	SWE	6	0	5	5	2	+1
1	TOMMERNES Henrik	7	SWE	6	0	5	5	2	+3
3	CERESNAK Peter	14	SVK	7	0	5	5	2	+4
4	NESTEROV Nikita	89	ROC	6	2	2	4	0	+1
5	KAMPFER Steven	20	USA	4	1	3	4	2	+4
6	NOREAU Maxim	56	CAN	5	1	3	4	0	-3
7	LEHTONEN Mikko	4	FIN	6	1	3	4	4	+7
8	KLOK Lukas	31	CZE	4	2	1	3	2	+4
9	LAURIDSEN Markus	22	DEN	5	2	1	3	0	-4
10	POKKA Ville	2	FIN	6	1	2	3	0	+5
11	BALINSKIS Uvis Janis	26	LAT	4	0	3	3	0	-1
12	OHTAMAA Atte	55	FIN	6	0	3	3	2	+4
12	VATANEN Sami	42	FIN	6	0	3	3	4	+1
14	GRANT Alex	20	CAN	3	1	1	2	2	-1
15	KUNDRATEK Tomas	84	CZE	4	1	1	2	2	-3
15	SULAK Libor	88	CZE	4	1	1	2	2	-1
17	DIAZ Raphael	16	SUI	5	1	1	2	2	-2
18	BENGTSSON Lukas	32	SWE	6	1	1	2	0	+1
18	VOINOV Vyacheslav	27	ROC	6	1	1	2	0	0
20	UNTERSANDER Ramon	65	SUI	3	0	2	2	0	-2
21	CIBULSKIS Oskars	27	LAT	4	0	2	2	0	-6
21	JIEKE Kailiaosi	7	CHN	4	0	2	2	2	-5
21	RUIAN Sipulaoer	5	CHN	4	0	2	2	0	-2
24	DEMERS Jason	60	CAN	5	0	2	2	0	+7
24	JENSEN Nicholas B.	48	DEN	5	0	2	2	6	+2
24	WOTHERSPOON Tyler	23	CAN	5	0	2	2	2	+2
27	HIETANEN Juuso	38	FIN	6	0	2	2	4	+7
27	LINDBOHM Petteri	40	FIN	6	0	2	2	2	+3
27	YAKOVLEV Yegor	44	ROC	6	0	2	2	0	+4
30	GERNAT Martin	28	SVK	7	0	2	2	4	0

Legend:

+/-	Plus/minus net	A	Assists	G	Goals
GP	Number of games played	No.	Jersey number	PIM	Penalties in minutes
PTS	Points				



Face-off Leaders
争球榜 / Meilleurs joueurs de mise en jeu
As of SUN 20 FEB 2022
Including Game 30

(Ranked by highest FO%)

Rank	Name	No.	Team	Pos.	GP	FO+	FO-	FO+/-	FO%
1	KRUGER Marcus	16	SWE	F	5	48	22	26	68.57
2	STREET Ben	10	CAN	F	4	17	8	9	68.00
3	FILPPULA Valtteri	51	FIN	F	6	53	28	25	65.43
4	KREJCI David	46	CZE	F	4	57	32	25	64.04
5	STAAL Eric	12	CAN	F	5	62	35	27	63.92
6	KAHUN Dominik	72	GER	F	4	35	20	15	63.64
6	O'DELL Eric	19	CAN	F	5	35	20	15	63.64
8	KOVAR Jan	43	CZE	F	4	32	19	13	62.75
9	BJORNINEN Hannes	24	FIN	F	6	65	40	25	61.90
10	DESHARNAIS David	51	CAN	F	5	16	10	6	61.54
11	THURKAUF Calvin	79	SUI	F	5	18	12	6	60.00
12	MEYERS Ben	39	USA	F	4	44	30	14	59.46
13	TKACHYOV Vladimir	55	ROC	F	6	42	29	13	59.15
14	DZERINS Andris	25	LAT	F	3	20	14	6	58.82
15	SOBOTKA Vladimir	17	CZE	F	4	17	12	5	58.62
16	WEAL Jordan	91	CAN	F	5	14	10	4	58.33
17	PIETTA Daniel	86	GER	F	2	15	11	4	57.69
18	de la ROSE Jacob	95	SWE	F	6	40	31	9	56.34
19	CORVI Enzo	71	SUI	F	5	45	35	10	56.25
20	REGIN Peter	93	DEN	F	5	39	31	8	55.71
21	SPACEK Michael	52	CZE	F	2	6	5	1	54.55
22	SEMYONOV Kirill	94	ROC	F	6	14	12	2	53.85
23	ABOLS Rodrigo	18	LAT	F	4	46	41	5	52.87
24	WALLMARK Lucas	23	SWE	F	6	28	25	3	52.83
25	NATTINEN Joonas	28	FIN	F	6	22	20	2	52.38
26	ANDRONOV Sergei	11	ROC	F	6	38	36	2	51.35
27	BENIERS Matty	10	USA	F	4	28	27	1	50.91
28	LUO Jia	20	CHN	F	4	44	43	1	50.57
29	HRIVIK Marek	27	SVK	F	7	80	79	1	50.31
30	DAUGAVINS Kaspars	16	LAT	F	4	10	10	0	50.00
30	KARNAUKHOV Pavel	15	ROC	F	6	45	45	0	50.00
30	PAKARINEN Iiro	81	FIN	F	6	14	14	0	50.00

Note:

Average of four face-offs per game played required for ranking.

Legend:

F	Forward	FO+	Face-offs won	FO-	Face-offs lost
FO+/-	Face-offs net	FO%	Face-offs won as percentage	GP	Number of games played
No.	Jersey number	Pos.	Position		



Plus-Minus Leaders
效率值榜 / Meilleurs joueurs plus-moins
As of SUN 20 FEB 2022
Including Game 30

(Ranked by highest +/- / highest + /lowest GP)

Rank	Name	No.	Team	Pos.	GP	+	-	+/-
1	HARTIKAINEN Teemu	70	FIN	F	6	8	0	+8
2	DEMERS Jason	60	CAN	D	5	7	0	+7
3	HIETANEN Juuso	38	FIN	D	6	7	0	+7
3	LEHTONEN Mikko	4	FIN	D	6	7	0	+7
3	MANNINEN Sakari	65	FIN	F	6	7	0	+7
6	COOPER Brian	23	USA	D	4	7	1	+6
7	GRANLUND Markus	60	FIN	F	6	6	0	+6
8	SLAFKOVSKY Juraj	20	SVK	F	7	8	3	+5
9	ROMAN Milos	40	SVK	F	7	7	2	+5
10	POKKA Ville	2	FIN	D	6	6	1	+5
11	REGENDA Pavol	87	SVK	F	7	6	1	+5
12	ABRUZZESE Nick	16	USA	F	4	5	0	+5
13	NATTINEN Joonas	28	FIN	F	6	5	0	+5
14	CERESNAK Peter	14	SVK	D	7	9	5	+4
15	NESS Aaron	42	USA	D	4	7	3	+4
16	JOHNSON Kent	13	CAN	F	5	6	2	+4
16	O'DELL Eric	19	CAN	F	5	6	2	+4
18	YAKOVLEV Yegor	44	ROC	D	6	6	2	+4
19	FARRELL Sean	26	USA	F	4	5	1	+4
19	KAMPFER Steven	20	USA	D	4	5	1	+4
19	KLOK Lukas	31	CZE	D	4	5	1	+4
19	KNOT Ronald	3	CZE	D	4	5	1	+4
23	GRITSYUK Arseni	81	ROC	F	6	5	1	+4
23	OHTAMAA Atte	55	FIN	D	6	5	1	+4
25	ANTTILA Marko	12	FIN	F	5	4	0	+4
26	AALTONEN Miro	15	FIN	F	6	4	0	+4
27	MARINCIN Martin	52	SVK	D	7	8	5	+3
28	TOMMERNES Henrik	7	SWE	D	6	5	2	+3
28	YELESIN Alexander	4	ROC	D	6	5	2	+3
30	ROSANDIC Mislav	44	SVK	D	7	5	2	+3

Legend:

+ Positive participation	+/- Plus/minus net	- Negative participation	D Defender
F Forward	GP Number of games played	No. Jersey number	Pos. Position



Most Penalised Players
受罚榜 / Joueurs les plus pénalisés
As of SUN 20 FEB 2022
Including Game 30

(Ranked by highest PIM / lowest GP)

Rank	Name	No.	Team	Pos.	GP	PIM	2	5	10	GM	MP	PAVG
1	WOLF David	89	GER	F	3	31	3	1	0	1	0	10:20
2	VORONKOV Dmitri	10	ROC	F	6	29	2	0	0	0	1	4:50
3	GRANLUND Markus	60	FIN	F	6	25	0	0	0	0	1	4:10
4	WALLMARK Lucas	23	SWE	F	6	10	5	0	0	0	0	1:40
5	AGOSTINO Kenny	11	USA	F	4	8	4	0	0	0	0	2:00
6	EHLIZ Yasin	42	GER	F	4	6	3	0	0	0	0	1:30
6	JIAN An	47	CHN	F	4	6	3	0	0	0	0	1:30
6	SOBOTKA Vladimir	17	CZE	F	4	6	3	0	0	0	0	1:30
9	JENSEN Nicholas B.	48	DEN	D	5	6	3	0	0	0	0	1:12
9	WEAL Jordan	91	CAN	F	5	6	3	0	0	0	0	1:12
9	WINNIK Daniel	26	CAN	F	5	6	3	0	0	0	0	1:12
12	NORDSTROM Joakim	42	SWE	F	6	6	3	0	0	0	0	1:00
13	REGENDA Pavol	87	SVK	F	7	6	3	0	0	0	0	0:51
14	ELLIS Morgan	5	CAN	D	2	5	0	1	0	0	0	2:30
15	JENSEN AABO Jesper	41	DEN	D	3	4	2	0	0	0	0	1:20
15	MALGIN Denis	62	SUI	F	3	4	2	0	0	0	0	1:20
17	BENIERS Matty	10	USA	F	4	4	2	0	0	0	0	1:00
17	BRANDT Marcel	85	GER	D	4	4	2	0	0	0	0	1:00
17	FU Jiang	15	CHN	F	4	4	2	0	0	0	0	1:00
17	FU Shuai	22	CHN	F	4	4	2	0	0	0	0	1:00
17	JERABEK Jakub	5	CZE	D	4	4	2	0	0	0	0	1:00
17	KOVAR Jan	43	CZE	F	4	4	2	0	0	0	0	1:00
17	VERMIN Joel	83	SUI	F	4	4	2	0	0	0	0	1:00
17	WANG Taile	91	CHN	F	4	4	2	0	0	0	0	1:00
17	WEI Ruike	61	CHN	F	4	4	2	0	0	0	0	1:00
17	YE Jinguang	18	CHN	F	4	4	2	0	0	0	0	1:00
17	YING Rudi	98	CHN	F	4	4	2	0	0	0	0	1:00
28	AAGAARD Mikkel	42	DEN	F	5	4	2	0	0	0	0	0:48
28	ALATALO Santeri	2	SUI	D	5	4	2	0	0	0	0	0:48
28	KRISTENSEN Emil	28	DEN	D	5	4	2	0	0	0	0	0:48
28	LARSEN Oliver	47	DEN	D	5	4	2	0	0	0	0	0:48
28	MULLER Mirco	25	SUI	D	5	4	2	0	0	0	0	0:48
28	STAAL Eric	12	CAN	F	5	4	2	0	0	0	0	0:48

Legend:

2	Two (2) minute penalties	5	Five (5) minute penalties	10	Ten (10) minute penalties
D	Defender	F	Forward	GM	Game misconducts
GP	Games played	MP	Match penalties	No.	Jersey number
PAVG	PIM (average) per game	PIM	Penalties in minutes	Pos.	Position



Time on Ice Leaders
上场时间榜 / Meneurs du temps sur la glace
As of SUN 20 FEB 2022
Including Game 30

(Ranked by highest M/G / highest GP / highest TSh)

Rank	Name	No.	Team	Pos.	GP	TM	M/G	TSh	AT/S	AS/G
1	FU Jiang	15	CHN	F	4	101:52	25:28	109	0:56	27.2
2	RUIAN Sipulaoer	5	CHN	D	4	100:45	25:11	123	0:49	30.7
3	FABER Brock	14	USA	D	4	99:02	24:45	134	0:44	33.5
4	YE Jinguang	18	CHN	F	4	97:53	24:28	119	0:49	29.7
5	WANG Taile	91	CHN	F	4	95:35	23:53	108	0:53	27.0
6	LIU Jie	2	CHN	D	4	91:39	22:54	109	0:50	27.2
7	LAURIDSEN Markus	22	DEN	D	5	111:35	22:19	177	0:37	35.4
8	JIEKE Kaillaoisi	7	CHN	D	4	89:08	22:17	115	0:46	28.7
9	MARINCIN Martin	52	SVK	D	7	154:29	22:04	213	0:43	30.4
10	FU Shuai	22	CHN	F	4	88:08	22:02	100	0:52	25.0
11	KREJCI David	46	CZE	F	4	87:12	21:48	122	0:42	30.5
12	POWER Owen	22	CAN	D	5	108:12	21:38	147	0:44	29.4
13	TOMMERNES Henrik	7	SWE	D	6	129:41	21:36	183	0:42	30.5
14	LUO Jia	20	CHN	F	4	85:58	21:29	111	0:46	27.7
15	CERESNAK Peter	14	SVK	D	7	149:56	21:25	207	0:43	29.5
16	RUSSELL Patrick	63	DEN	F	5	106:06	21:13	146	0:43	29.2
17	KAMPFER Steven	20	USA	D	4	84:35	21:08	132	0:38	33.0
18	JENSEN Nicholas B.	48	DEN	D	5	103:42	20:44	172	0:36	34.4
19	KLOK Lukas	31	CZE	D	4	82:33	20:38	120	0:41	30.0
20	KNOT Ronald	3	CZE	D	4	81:57	20:29	118	0:41	29.5
21	COOPER Brian	23	USA	D	4	80:55	20:13	115	0:42	28.7
22	NIELSEN Frans	51	DEN	F	5	100:53	20:10	149	0:40	29.8
23	YAKOVLEV Yegor	44	ROC	D	6	120:51	20:08	180	0:40	30.0
24	HRIVIK Marek	27	SVK	F	7	140:32	20:04	181	0:46	25.8
25	KUNDRATEK Tomas	84	CZE	D	4	80:12	20:03	121	0:39	30.2
26	LASSEN Matias	15	DEN	D	5	100:09	20:01	166	0:36	33.2
27	DIAZ Raphael	16	SUI	D	5	99:50	19:58	157	0:38	31.4
28	NESTEROV Nikita	89	ROC	D	6	119:44	19:57	175	0:41	29.1
29	YELESIN Alexander	4	ROC	D	6	119:13	19:52	175	0:40	29.1
30	BENIERS Matty	10	USA	F	4	78:36	19:39	101	0:46	25.2

Legend:

AS/G Average shifts per game
F Forward
No. Jersey number
TSh Total shifts played

AT/S Average time per shift
GP Number of games played
Pos. Position

D Defender
M/G Minutes per game
TM Total minutes played



Media All Stars and Most Valuable Player

媒体评选全明星和最具价值队员 / Étoiles sélectionnées par les médias et meilleur joueur
As of SUN 20 FEB 2022

	Position	Name	NOC Code
Media All Stars:	Goalkeeper	RYBAR Patrik	SVK - Slovakia
	Defender	LEHTONEN Mikko	FIN - Finland
		YAKOVLEV Yegor	ROC - ROC
Forward	Forward	SLAFKOVSKY Juraj	SVK – Slovakia
		MANNINEN Sakari	FIN – Finland
		WALLMARK Lucas	SWE - Sweden
Most Valuable Player:	Forward	SLAFKOVSKY Juraj	SVK – Slovakia



Medallists
获奖运动员 / Médaillé(e)s
SUN 20 FEB 2022

GOLD	SILVER	BRONZE
FIN - Finland	ROC - ROC	SVK - Slovakia
2 POKKA Ville	4 YELESIN Alexander	5 NEMEC Simon
3 FRIMAN Niklas	7 TELEGIN Sergei	12 KELEMEN Milos
4 LEHTONEN Mikko	10 VORONKOV Dmitri	13 JURCO Tomas
12 ANTTILA Marko	11 ANDRONOV Sergei	14 CERESNAK Peter
13 KEMILAINEN Valtteri	15 KARNAUKHOV Pavel	19 KRISTOF Michal
15 AALTONEN Miro	16 PLOTNIKOV Sergei	20 SLAFKOVSKY Juraj
20 OJAMAKI Niko	22 GALIEV Stanislav	22 KNAZKO Samuel
24 BJORNINEN Hannes	24 KAYUMOV Artur	24 RYBAR Patrik
25 RAJALA Toni	25 GRIGORENKO Mikhail	25 ZUZIN Peter
28 NATTINEN Joonas	27 VOINOV Vyacheslav	27 HRIVIK Marek
29 SATERI Harri	28 FEDOTOV Ivan	28 GERNAT Martin
35 TUOHIMAA Frans	31 SAMONOV Alexander	30 TOMEK Matej
38 HIETANEN Juuso	43 SHARIPZYANOV Damir	34 CEHLARIK Peter
40 LINDBOHM Petteri	44 YAKOVLEV Yegor	40 ROMAN Milos
42 VATANEN Sami	55 TKACHYOV Vladimir	42 KONRAD Branislav
45 OLKINUORA Jussi	57 NIKISHIN Alexander	44 ROSANDIC Mislav
51 FILPPULA Valtteri	58 SLEPYSHEV Anton	49 TAKAC Samuel
55 OHTAMAA Atte	72 MINULIN Artyom	52 MARINCIN Martin
60 GRANLUND Markus	76 CHIBISOV Andrei	56 DANO Marko
65 MANNINEN Sakari	81 GRITSYUK Arseni	65 CAJKOVSKY Michal
70 HARTIKAINEN Teemu	82 BILYALOV Timur	71 DALOGA Marek
71 KOMAROV Leo	87 SHIPACHYOV Vadim	79 HUDACEK Libor
80 MAENALANEN Saku	89 NESTEROV Nikita	87 REGENDA Pavol
81 PAKARINEN Iiro	94 SEMYONOV Kirill	88 POSPISIL Kristian
82 PESONEN Harri	97 GUSEV Nikita	89 HOLESINSKY Adrian



Official Communication
官方通告 / Communication officielle

Item: 2

DANO, Marko (SVK) has been suspended for Game 9 SWE-SVK

The Ice Hockey Olympic Independent Disciplinary Panel appointed by the IIHF Council decided on 11 February 2022 to suspend DANO, Marko (SVK) for one game. The suspension is due to a slashing incident in game 4. For more information please consult olympics.org or iihf.com

Issued by: Christian Hofstetter, Technical Delegate
Time: 14:40
Date: 11 FEB 2022

This decision affects:

Results
Schedule
Other

X



Directorate
竞赛委员会 / Directoire
As of MON 24 JAN 2022

Function	Name	Organisation
Voting Members:		
Chairman:	KOLBENHEYER Zsuzsanna	HUN - Hungary
Member:	DAHL Louise	SWE - Sweden
	HOSOYA Taeko	JPN - Japan
	KINGSBURY Gina	CAN - Canada
	LOUKOTA Martin	CZE - Czech Republic
	MILLION Katie	USA - United States of America
	PEDERSEN Kim	DEN - Denmark
	PRODAN Vladislav	ROC - ROC
	PUPUTTI Tuula	FIN - Finland
	ROHRER Anita	SUI - Switzerland
	XIAOLU Zhao	CHN - People's Republic of China
Beijing 2022:	LI Dongyan	CHN - People's Republic of China
Non-voting Members:		
Council:	TARDIF Luc	FRA - France
General Secretary Ad Interim:	VERAGUTH Gion	SUI - Switzerland
Technical Delegate:	EDERER Hannes	GER - Germany
	HOFSTETTER Christian	SUI - Switzerland
	KURMANN Danny	SUI - Switzerland
	ZOELLNER Martin	SUI - Switzerland
Officiating Coach:	HANSSON Joel	SWE - Sweden
	SIPILA Ulla	FIN - Finland
	SZKOLA Melissa	USA - United States of America
Medical Supervisor:	TUOMINEN Markku	FIN - Finland
Secretary:	SUOMALAINEN Janita	FIN - Finland

Note:
Directorate data may be updated until start of competition.



Competition Officials
竞赛官员 / Officiels de compétition
As of MON 07 FEB 2022

REVISED
07 FEB 18:50

Function	No. Name	Organisation
On-Ice Officials:		
Referee:	99 ABROSIMOVA Daria	RUS - Russian Federation
	21 CELAROVA Nikoleta	SVK - Slovakia
	20 COOKE Kelly	USA - United States of America
	84 ERMAK Daria	RUS - Russian Federation
	18 FURBERG Maria	SWE - Sweden
	24 HAACK Tijana	GER - Germany
	3 LIEFFERS Cianna	CAN - Canada
	22 MANTHA Elizabeth	CAN - Canada
	10 NURMI Anniina	FIN - Finland
	8 RAPIN Chelsea	USA - United States of America
	9 SENUK Lacey	CAN - Canada
	4 WIEGAND Anna	SUI - Switzerland
Linesperson:	7 CLARKE Alex	CAN - Canada
	95 HAMMAR Anna	SWE - Sweden
	69 HANLEY Kendall	USA - United States of America
	64 HEIKKINEN Jenni	FIN - Finland
	27 KAINBERGER Julia	AUT - Austria
	68 LINNEK Lisa	GER - Germany
	53 LOVENSNO Veronica	SWE - Sweden
	61 MOKHOVA Diana	RUS - Russian Federation
	52 SAINIO Linnea	FIN - Finland
	30 SPRESSER Jackie	USA - United States of America
	88 STRONG Sara	USA - United States of America
	50 TODD Justine	CAN - Canada
Off-Ice Officials:		
Official Scorekeeper:	GROVE Alan	USA - United States of America
	MA Xiangrui	CHN - People's Republic of China
	PASCAL Randy	CAN - Canada
	ZHANG Qiuming	CHN - People's Republic of China
Official Timekeeper:	CARR Geoffrey	CAN - Canada
	CUI Yunjie	CHN - People's Republic of China
	DING Shuai	CHN - People's Republic of China
	NA Mengyuan	CHN - People's Republic of China
	UDRE Sabine	LAT - Latvia
	WANG Keyao	CHN - People's Republic of China
	WU Beibei	CHN - People's Republic of China
	XIONG Wei	CHN - People's Republic of China

Note:
Officials data may be updated until start of competition.

Legend:
No. Jersey number

REVISED Change of Jersey number for COOKE Kelly from 14 to 20



Team Roster

队伍名单 / Composition de l'équipe
As of WED 2 FEB 2022

Initial Registration 2 FEB 2022

CAN - Canada

No.	Name	Pos.	Shoots/ Catches	Date of Birth	Height m / ft in	Weight kg / lbs	Club	Registration *
3	LAROCQUE Jocelyne	D	L	19 MAY 1988	1.68 / 5'6"	66 / 146	PWHPA Toronto, (CAN)	
6	JOHNSTON Rebecca	F	L	24 SEP 1989	1.75 / 5'9"	68 / 150	PWHPA Calgary, (CAN)	
7	STACEY Laura	F	R	5 MAY 1994	1.78 / 5'10"	71 / 157	PWHPA Montreal, (CAN)	
10	FILLIER Sarah	F	R	9 JUN 2000	1.65 / 5'5"	65 / 143	Princeton University, (USA)	
11	SAULNIER Jill	F	L	7 MAR 1992	1.65 / 5'5"	66 / 146	PWHPA Montreal, (CAN)	
14	FAST Renata	D	R	6 OCT 1994	1.68 / 5'6"	65 / 143	PWHPA Toronto, (CAN)	
15	DAOUST Melodie	F	L	7 JAN 1992	1.63 / 5'4"	71 / 157	PWHPA Montreal, (CAN)	
17	SHELTON Ella	D	L	19 JAN 1998	1.73 / 5'8"	80 / 176	PWHPA Toronto, (CAN)	
19	JENNER Brianne	F	R	4 MAY 1991	1.75 / 5'9"	71 / 157	PWHPA Toronto, (CAN)	
20	NURSE Sarah	F	L	4 JAN 1995	1.75 / 5'9"	67 / 148	PWHPA Toronto, (CAN)	
21	BELL Ashton	D	R	7 DEC 1999	1.74 / 5'9"	74 / 163	University of Minnesota Duluth, (USA)	
23	AMBROSE Erin	D	R	30 APR 1994	1.65 / 5'5"	64 / 141	PWHPA Montreal, (CAN)	
24	SPOONER Natalie	F	R	17 OCT 1990	1.78 / 5'10"	77 / 170	PWHPA Toronto, (CAN)	
26	CLARK Emily	F	L	28 NOV 1995	1.70 / 5'7"	70 / 154	PWHPA Montreal, (CAN)	
27	MALTAIS Emma	F	L	4 NOV 1999	1.60 / 5'3"	66 / 146	Ohio State University, (USA)	
28	ZANDEE-HART Micah	D	L	13 JAN 1997	1.73 / 5'8"	68 / 150	PWHPA Calgary, (CAN)	
29	POULIN Marie-Philip	F	L	28 MAR 1991	1.70 / 5'7"	73 / 161	PWHPA Montreal, (CAN)	
35	DESBIENS Ann-Renee	GK	L	10 APR 1994	1.75 / 5'9"	73 / 161	PWHPA Montreal, (CAN)	
38	MASCHMEYER Emerance	GK	L	5 OCT 1994	1.68 / 5'6"	64 / 141	PWHPA Montreal, (CAN)	
40	TURNBULL Blayne	F	R	15 JUL 1993	1.70 / 5'7"	68 / 150	PWHPA Calgary, (CAN)	
42	THOMPSON Claire	D	L	28 JAN 1998	1.73 / 5'8"	67 / 148	PWHPA Toronto, (CAN)	
47	RATTRAY Jamie Lee	F	L	30 SEP 1992	1.70 / 5'7"	70 / 154	PWHPA Toronto, (CAN)	
50	CAMPBELL Kristen	GK	L	30 NOV 1997	1.78 / 5'10"	82 / 181	PWHPA Calgary, (CAN)	

Team Average: 1.71 / 5'7" 70 / 154
Average Age: 27

Total: 20 players and 3 goalkeepers

Team Officials:

Function	Name	Citizenship	Date of Birth
Head Coach:	RYAN Troy	CAN	26 JAN 1972
Assistant Coach:	DERRAUGH Doug	CAN	28 SEP 1968
Assistant Coach:	CHEVERIE Kori	CAN	18 JUN 1987
Assistant Coach:	DOMENICO Ali	CAN	22 MAR 1987
Equipment Manager:	LEBLANC Serge	CAN	29 SEP 1977
Equipment Manager:	GOULDEN Alana	CAN	2 NOV 1981
Medical Officer:	ATKINS Christine	CAN	18 MAR 1982
Medical Officer:	BOYD Jami	CAN	6 JUN 1983

Note:

* Registration date of single players is only shown when different from Initial Registration date

Legend:

D Defender **F** Forward **GK** Goalkeeper **L** Shoots or catches Left
No. Jersey number **Pos.** Position **R** Shoots or catches Right



Team Roster
队伍名单 / Composition de l'équipe
As of WED 2 FEB 2022

Initial Registration 2 FEB 2022

CHN - China

No.	Name	Pos.	Shoots/ Catches	Date of Birth	Height m / ft in	Weight kg / lbs	Club	Registration *
2	YU Baiwei	D	R	17 JUL 1988	1.66 / 5'5"	66 / 146	KRS Vanke Rays, (CHN)	
5	HUANG Hui'er	D	R	5 SEP 2000	1.62 / 5'4"	61 / 134	KRS Vanke Rays, (CHN)	
7	ZHANG Mengying	F	L	22 DEC 1993	1.70 / 5'7"	68 / 150	KRS Vanke Rays, (CHN)	
8	LIN Qiqi	F	L	12 MAY 1996	1.65 / 5'5"	64 / 141	KRS Vanke Rays, (CHN)	
10	HE Xin	F	L	24 JUL 1996	1.68 / 5'6"	58 / 128	KRS Vanke Rays, (CHN)	
15	HU Baozhen	F	R	24 SEP 1994	1.72 / 5'8"	69 / 152	KRS Vanke Rays, (CHN)	
17	KANG Mulan	F	R	14 JUN 2001	1.62 / 5'4"	67 / 148	KRS Vanke Rays, (CHN)	
19	LIN Jiaxin	F	L	1 APR 2002	1.60 / 5'3"	61 / 134	KRS Vanke Rays, (CHN)	
23	FANG Xin	F	L	10 MAY 1994	1.70 / 5'7"	54 / 119	KRS Vanke Rays, (CHN)	
24	WANG Yuqing	GK	L	6 MAY 1994	1.69 / 5'7"	59 / 130	KRS Vanke Rays, (CHN)	
26	GUAN Yingying	F	R	13 SEP 1995	1.67 / 5'6"	62 / 137	KRS Vanke Rays, (CHN)	
28	FEI Anna	D	R	13 OCT 2000	1.69 / 5'7"	62 / 137	KRS Vanke Rays, (CHN)	
33	ZHOU Jiaying	GK	L	4 OCT 1995	1.75 / 5'9"	65 / 143	KRS Vanke Rays, (CHN)	
34	MI Le	F	L	16 FEB 1996	1.75 / 5'9"	75 / 165	KRS Vanke Rays, (CHN)	
44	LI Beika	F	R	21 JAN 1997	1.78 / 5'10"	84 / 185	KRS Vanke Rays, (CHN)	
49	WANG Yuting	D	L	29 MAR 1991	1.70 / 5'7"	67 / 148	KRS Vanke Rays, (CHN)	
51	ZHANG Xifang	F	L	20 DEC 2000	1.65 / 5'5"	63 / 139	KRS Vanke Rays, (CHN)	
66	LI Qianhua	D	L	6 JUN 2002	1.65 / 5'5"	65 / 143	KRS Vanke Rays, (CHN)	
88	CHEN Tiya	GK	R	3 SEP 2002	1.67 / 5'6"	68 / 150	KRS Vanke Rays, (CHN)	
91	LIN Ni	F	R	29 APR 1991	1.60 / 5'3"	58 / 128	KRS Vanke Rays, (CHN)	
93	LIU Zhixin	D	L	25 APR 1993	1.79 / 5'10"	78 / 172	KRS Vanke Rays, (CHN)	
97	ZHAO Qinan	D	L	29 AUG 1997	1.70 / 5'7"	60 / 132	KRS Vanke Rays, (CHN)	
98	ZHU Rui	F	L	23 APR 1998	1.62 / 5'4"	58 / 128	KRS Vanke Rays, (CHN)	

Team Average: 1.68 / 5'6" 65 / 143
Average Age: 25

Total: 20 players and 3 goalkeepers

Team Officials:

Function	Name	Citizenship	Date of Birth
Head Coach:	IDALSKI Brian	USA	23 JAN 1971
Assistant Coach:	MARKOWITZ Max Harrison	USA	1 MAR 1989
Assistant Coach:	COLAROSSO Stacey Lee	CAN	25 APR 1976
Equipment Manager:	KOMISSAROV Nikolay	RUS	18 JAN 1990
Equipment Manager:	LIU Yanchao	CHN	30 MAY 1996
Doctor:	DU Wenliang	CHN	3 NOV 1952
Physiotherapist:	ROCK Hailey Gibson	USA	28 APR 1994
Team Staff:	ZHANG Qian	CHN	25 APR 1994

Note:

* Registration date of single players is only shown when different from Initial Registration date

Legend:

D Defender **F** Forward **GK** Goalkeeper **L** Shoots or catches Left
No. Jersey number **Pos.** Position **R** Shoots or catches Right



Team Roster

队伍名单 / Composition de l'équipe
As of WED 2 FEB 2022

Initial Registration 2 FEB 2022

CZE - Czech Republic

No.	Name	Pos.	Shoots/ Catches	Date of Birth	Height m / ft in	Weight kg / lbs	Club	Registration *
1	SVEJDOVA Viktorie	GK	L	24 JUN 2002	1.69 / 5'7"	66 / 146	MODO Ornskoldsvik, (SWE)	
2	TEJRALOVA Aneta	D	L	4 JAN 1996	1.64 / 5'5"	53 / 117	SKIF Nizhni Novgorod, (RUS)	
4	PEJSOVA Daniela	D	L	14 AUG 2002	1.76 / 5'9"	70 / 154	MODO Ornskoldsvik, (SWE)	
5	KOLOWRATOVA Samantha Ahn	D	R	12 JUL 1996	1.70 / 5'7"	72 / 159	Brynas Gavle, (SWE)	
7	SERDAR Lenka	F	L	21 JUL 1997	1.72 / 5'8"	63 / 139	Linkoping HC, (SWE)	
9	MILLS Alena	F	L	9 JUN 1990	1.73 / 5'8"	80 / 176	KRS Vanke Rays, (RUS)	
10	KRIZOVA Denisa	F	L	3 NOV 1994	1.65 / 5'5"	66 / 146	Brynas Gavle, (SWE)	
12	HYMLAROVA Klara	F	L	27 FEB 1999	1.63 / 5'4"	67 / 148	St.Cloud State University, (USA)	
14	LASKOVA Dominika	D	R	20 DEC 1996	1.67 / 5'6"	67 / 148	Merrimack College, (USA)	
15	LEDLOVA Aneta	F	L	31 DEC 1996	1.70 / 5'7"	76 / 168	SK Kadan, (CZE)	
16	MRAZOVA Katerina	F	L	19 OCT 1992	1.64 / 5'5"	64 / 141	Brynas Gavle, (SWE)	
17	HORALKOVA Pavlina	D	R	24 MAY 1991	1.66 / 5'5"	62 / 137	Biryusa Krasnoyarsk, (RUS)	
18	PEJZLOVA Michaela	F	L	4 JUN 1997	1.69 / 5'7"	61 / 134	IFK Helsinki, (FIN)	
19	MLYNKOVA Natalie	F	L	24 MAY 2001	1.61 / 5'3"	61 / 134	University of Vermont, (USA)	
21	VANISOVA Tereza	F	L	30 JAN 1996	1.69 / 5'7"	65 / 143	Leksands IF, (SWE)	
23	BUKOLSKA Katerina	F	L	6 MAR 1997	1.70 / 5'7"	70 / 154	Leksands IF, (SWE)	
24	CAJANOVA Sara	D	L	10 DEC 2002	1.70 / 5'7"	63 / 139	HK Valasske Mezirici, (CZE)	
25	PATKOVA Kristyna	F	R	17 JUN 1998	1.67 / 5'6"	69 / 152	University of Vermont, (USA)	
26	PRIBYLOVA Vendula	F	L	23 MAR 1996	1.70 / 5'7"	78 / 172	AIK Stockholm, (SWE)	
27	RADOVA Tereza	D	L	22 NOV 2001	1.76 / 5'9"	74 / 163	Gothenborg HC, (SWE)	
28	NEUBAUEROVA Noemi	F	R	15 DEC 1999	1.74 / 5'9"	69 / 152	Colgate University, (USA)	
29	PESLAROVA Klara	GK	L	23 NOV 1996	1.65 / 5'5"	63 / 139	MODO Ornskoldsvik, (SWE)	
30	ZECHOVSKA Katerina	GK	R	4 NOV 1998	1.65 / 5'5"	76 / 168	HC Draci Bilina, (CZE)	

Team Average: 1.68 / 5'6"
Average Age: 24

Total: 20 players and 3 goalkeepers

Team Officials:

Function	Name	Citizenship	Date of Birth
Head Coach:	PACINA Tomas	CZE	12 JUL 1968
Assistant Coach:	PESLAR Jakub	CZE	30 JUN 1992
Assistant Coach:	VOZAK Jiri	CZE	31 OCT 1962
General Manager:	LOUKOTA Martin	CZE	26 SEP 1982
Equipment Manager:	KREJSA Marcel	CZE	9 FEB 1971
Equipment Manager:	KOVAROVA Karolina	CZE	7 JUL 1993
Doctor:	FRUHAUF Jan	CZE	29 APR 1991
Physiotherapist:	SULCOVA Anna	CZE	21 JUL 1985

Note:

* Registration date of single players is only shown when different from Initial Registration date

Legend:

D Defender **F** Forward **GK** Goalkeeper **L** Shoots or catches Left
No. Jersey number **Pos.** Position **R** Shoots or catches Right



Team Roster
队伍名单 / Composition de l'équipe

REVISED
3 FEB 21:14

As of THU 3 FEB 2022

Initial Registration 2 FEB 2022

DEN - Denmark

No.	Name	Pos.	Shoots/ Catches	Date of Birth	Height m / ft in	Weight kg / lbs	Club	Registration *
2	MELBERG Kristine	D	L	28 DEC 2000	1.69 / 5'7"	69 / 152	Malmo Redhawks, (SWE)	3 FEB 2022
4	GLUD Silke	F	L	3 MAR 1996	1.75 / 5'9"	65 / 143	Rodovre SIK, (DEN)	
8	PERSSON Josefine	F	R	28 MAR 1994	1.76 / 5'9"	70 / 154	Lulea HF, (SWE)	
11	ANDERSEN Amalie	D	L	6 OCT 1999	1.73 / 5'8"	69 / 152	University of Maine, (USA)	
13	BRIX Michele	F	L	10 JUL 1996	1.69 / 5'7"	75 / 165	Odense IK, (DEN)	
14	JENSEN Nicoline	F	L	8 NOV 1992	1.65 / 5'5"	65 / 143	HV71 Jonkoping, (SWE)	
15	REFSGAARD Amanda	D	L	8 MAR 2000	1.75 / 5'9"	63 / 139	Rodovre SIK, (DEN)	
17	SKRIVER Sofia	F	L	7 JUN 2003	1.65 / 5'5"	60 / 132	Lulea HF, (SWE)	
18	PETERS Maria	F	L	16 SEP 1999	1.68 / 5'6"	60 / 132	Odense IK, (DEN)	
19	ASPERUP Josephine	D	L	21 JUL 1992	1.63 / 5'4"	64 / 141	Malmo Redhawks, (SWE)	
21	WEIS Michelle	F	L	10 APR 1997	1.69 / 5'7"	59 / 130	Malmo Redhawks, (SWE)	3 FEB 2022
22	SKOTT Sofie	D	L	14 JUN 2002	1.72 / 5'8"	62 / 137	Malmo Redhawks, (SWE)	
23	OKSBJERG Julie	F	L	2 DEC 2000	1.78 / 5'10"	67 / 148	Odense IK, (DEN)	
27	FRIIS-HANSEN Lilli	F	R	27 JAN 2000	1.63 / 5'4"	55 / 121	Rensselaer Polytechnic Institute, (USA)	3 FEB 2022
30	JENSEN Lisa	GK	L	26 FEB 1997	1.65 / 5'5"	61 / 134	Malmo Redhawks, (SWE)	
33	NORDSTROM Emma-Sofie	GK	L	5 NOV 2002	1.77 / 5'10"	75 / 165	Linkoping HC, (SWE)	3 FEB 2022
50	BAU Mia	F	L	22 JUN 1995	1.67 / 5'6"	65 / 143	Malmo Redhawks, (SWE)	
63	JAKOBSEN Josefine	F	L	17 MAY 1991	1.70 / 5'7"	72 / 159	Djurgarden Stockholm, (SWE)	
68	RUSSELL Emma	F	R	18 AUG 1995	1.68 / 5'6"	75 / 165	Rodovre SIK, (DEN)	
72	REPSTOCK-ROMME Cassandra	GK	L	26 AUG 2001	1.71 / 5'7"	72 / 159	Hvidovre IK, (DEN)	
80	OSTERGAARD Julie	F	L	6 AUG 1995	1.70 / 5'7"	67 / 148	Hvidovre IK, (DEN)	
87	JACQUET Simone	D	L	23 APR 1987	1.80 / 5'11"	72 / 159	Aalborg IK, (DEN)	
89	FRANSEN Malene	D	L	25 OCT 1995	1.78 / 5'10"	68 / 150	Malmo Redhawks, (SWE)	

Team Average: 1.71 / 5'7" 67 / 148
Average Age: 24

Total: 20 players and 3 goalkeepers

Team Officials:

Function	Name	Citizenship	Date of Birth
Head Coach:	ELANDER Peter	SWE	1 MAR 1960
Assistant Coach:	BOTHWELL Timothy	CAN	6 MAY 1955
Assistant Coach:	FRANSEN Tim	DEN	19 OCT 1995
Equipment Manager:	JENSEN Jack	DEN	20 SEP 1969
Doctor:	LASSEN FRID Natalie	DEN	3 JUN 1985
Physiotherapist:	JOHNSEN Michelle Joy	DEN	15 AUG 1993
Physiotherapist:	MORTENSEN Maria	DEN	14 MAR 1996
Team Staff:	RYOM Knud	DEN	6 OCT 1981

Note:

* Registration date of single players is only shown when different from Initial Registration date

Legend:

D Defender **F** Forward **GK** Goalkeeper **L** Shoots or catches Left
No. Jersey number **Pos.** Position **R** Shoots or catches Right

REVISED Revised to add 2 MELBERG Kristine, 21 WEIS Michelle, 27 FRIIS-HANSEN Lilli and 33 NORDSTROM Emma-Sofie to the Team Roster



Team Roster
队伍名单 / Composition de l'équipe
As of SUN 6 FEB 2022

REVISED
6 FEB 23:27

Initial Registration 2 FEB 2022

FIN - Finland

No.	Name	Pos.	Shoots/ Catches	Date of Birth	Height m / ft in	Weight kg / lbs	Club	Registration *
1	MAKINEN Eveliina	GK	L	12 APR 1995	1.75 / 5'9"	68 / 150	Brynas Gavle, (SWE)	
2	KARJALAINEN Sini	D	L	30 JAN 1999	1.74 / 5'9"	68 / 150	University of Vermont, (USA)	
6	HIIRIKOSKI Jenni	D	L	30 MAR 1987	1.62 / 5'4"	62 / 137	Lulea HF, (SWE)	
7	RANTALA Sanni	D	R	8 JUL 2002	1.73 / 5'8"	63 / 139	Kiekko-Espoo, (FIN)	
8	VIITASUO Ella	D	L	27 MAY 1996	1.72 / 5'8"	69 / 152	Kiekko-Espoo, (FIN)	
9	LAITINEN Nelli	D	L	29 APR 2002	1.69 / 5'7"	62 / 137	Kiekko-Espoo, (FIN)	
10	HOLOPAINEN Elisa	F	L	27 DEC 2001	1.66 / 5'5"	58 / 128	Kiekko-Espoo, (FIN)	
12	VANHANEN Sanni	F	L	1 JUL 2005	1.65 / 5'5"	57 / 126	Tappara Tampere, (FIN)	
15	TUOMINEN Minnamari	D	R	26 JUN 1990	1.65 / 5'5"	73 / 161	Kiekko-Espoo, (FIN)	
16	NIEMINEN Petra	F	L	4 MAY 1999	1.69 / 5'7"	68 / 150	Lulea HF, (SWE)	
18	RAISANEN Meeri	GK	L	2 DEC 1989	1.70 / 5'7"	66 / 146	JYP U20 Akatemia, (FIN)	
23	HAKALA Sanni	F	L	31 OCT 1997	1.54 / 5'1"	54 / 119	HV71 Jonkoping, (SWE)	
24	VAINIKKA Viivi	F	L	23 DEC 2001	1.66 / 5'5"	67 / 148	Lulea HF, (SWE)	
27	LIKALA Julia	F	L	20 MAR 2001	1.66 / 5'5"	63 / 139	HIFK Helsinki, (FIN)	
28	NYLUND Jenniina	F	L	18 JUN 1999	1.71 / 5'7"	64 / 141	St.Cloud State University, (USA)	
32	VESA Emilia	F	R	3 JAN 2001	1.77 / 5'10"	66 / 146	Kiekko-Espoo, (FIN)	
33	KARVINEN Michelle	F	L	27 MAR 1990	1.67 / 5'6"	65 / 143	Malmö Redhawks, (SWE)	
34	SUNDELIN Sofianna	F	L	13 JAN 2003	1.69 / 5'7"	55 / 121	Team Kuortane, (FIN)	
36	KEISALA Anni	GK	L	5 APR 1997	1.75 / 5'9"	80 / 176	Ilves Tampere, (FIN)	
40	TULUS Noora	F	R	15 AUG 1995	1.65 / 5'5"	56 / 123	Lulea HF, (SWE)	
61	NISKANEN Tanja	F	L	11 SEP 1992	1.76 / 5'9"	72 / 159	KalPa Kuopio, (FIN)	
77	TAPANI Susanna	F	L	2 MAR 1993	1.77 / 5'10"	68 / 150	KRS Vanke Rays, (RUS)	
88	SAVOLAINEN Ronja	D	L	29 NOV 1997	1.77 / 5'10"	75 / 165	Lulea HF, (SWE)	

Team Average: 1.70 / 5'7" 65 / 143
Average Age: 24

Total: 20 players and 3 goalkeepers

Team Officials:

Function	Name	Citizenship	Date of Birth
Head Coach:	TOIVOLA Juuso	FIN	17 MAR 1971
Assistant Coach:	ELORANTA Kari	FIN	29 FEB 1956
Assistant Coach:	VIRTA Vesa	FIN	20 MAR 1982
Team Leader:	KARINEN Tiina	FIN	21 APR 1964
Equipment Manager:	JARA Hemmo	FIN	27 NOV 1963
Doctor:	KIRJASUO Karri	FIN	22 JAN 1980
Physiotherapist:	LAMBACKA Pasi	FIN	21 JUL 1971
Team Staff:	TIAINEN Sanna	FIN	14 JUL 1975

Note:

* Registration date of single players is only shown when different from Initial Registration date

Legend:

D Defender **F** Forward **GK** Goalkeeper **L** Shoots or catches Left
No. Jersey number **Pos.** Position **R** Shoots or catches Right

REVISED

Revised to change function of Team Official VIRTA Vesa to Assistant Coach



Team Roster
队伍名单 / Composition de l'équipe

REVISED
2 FEB 20:34

As of WED 2 FEB 2022

Initial Registration 2 FEB 2022

JPN - Japan

No.	Name	Pos.	Shoots/ Catches	Date of Birth	Height m / ft in	Weight kg / lbs	Club	Registration *
1	FUJIMOTO Nana	GK	L	3 MAR 1989	1.63 / 5'4"	55 / 121	-No Club, (JPN)	
2	KOIKE Shiori	D	L	21 MAR 1993	1.59 / 5'3"	53 / 117	DK Peregrine, (JPN)	
3	SHIGA Aoi	D	L	4 JUL 1999	1.65 / 5'5"	60 / 132	Toyota Cygnus, (JPN)	
4	TOKO Ayaka	D	R	22 AUG 1994	1.61 / 5'3"	58 / 128	Seibu Princess Rabbits, (JPN)	
6	SUZUKI Sena	D	L	4 AUG 1991	1.67 / 5'6"	56 / 123	Seibu Princess Rabbits, (JPN)	
7	KAWASHIMA Yukiko	D	L	16 NOV 1996	1.63 / 5'4"	63 / 139	DK Peregrine, (JPN)	
8	HOSOYAMADA Akane	D	R	9 MAR 1992	1.63 / 5'4"	59 / 130	DK Peregrine, (JPN)	
10	YONEYAMA Haruna	F	L	7 NOV 1991	1.60 / 5'3"	53 / 117	DK Peregrine, (JPN)	
11	MIURA Mei	F	R	16 NOV 1998	1.62 / 5'4"	63 / 139	Toyota Cygnus, (JPN)	
12	OSAWA Chiho	F	R	10 FEB 1992	1.62 / 5'4"	63 / 139	Lulea HF, (SWE)	
13	FUJIMOTO Moeko	F	L	5 AUG 1992	1.56 / 5'1"	51 / 112	Toyota Cygnus, (JPN)	
14	TOKO Haruka	F	L	16 MAR 1997	1.67 / 5'6"	63 / 139	Seibu Princess Rabbits, (JPN)	
15	UKITA Rui	F	L	6 JUN 1996	1.69 / 5'7"	69 / 152	Daishin, (JPN)	
16	SHIGA Akane	F	R	3 MAR 2001	1.65 / 5'5"	61 / 134	Toyota Cygnus, (JPN)	
18	TAKA Suzuka	F	R	16 OCT 1996	1.61 / 5'3"	53 / 117	DK Peregrine, (JPN)	
19	OTAKI Chika	F	R	14 DEC 1998	1.60 / 5'3"	53 / 117	DK Peregrine, (JPN)	
20	MASUHARA Miyuu	GK	L	4 OCT 2001	1.57 / 5'2"	53 / 117	DK Peregrine, (JPN)	
21	KUBO Hanae	F	R	10 DEC 1982	1.68 / 5'6"	64 / 141	Seibu Princess Rabbits, (JPN)	
22	SHISHIUCHI Miho	F	R	21 AUG 1992	1.65 / 5'5"	60 / 132	Toyota Cygnus, (JPN)	
23	YAMASHITA Hikaru	F	L	23 SEP 2000	1.57 / 5'2"	54 / 119	Seibu Princess Rabbits, (JPN)	
27	KOYAMA Remi	F	R	17 JUL 2000	1.46 / 4'9"	52 / 115	Seibu Princess Rabbits, (JPN)	
28	YAMASHITA Shiori	D	L	28 APR 2002	1.59 / 5'3"	52 / 115	Seibu Princess Rabbits, (JPN)	
30	KONISHI Akane	GK	L	14 AUG 1995	1.67 / 5'6"	70 / 154	Seibu Princess Rabbits, (JPN)	

Team Average: 1.62 / 5'4" 58 / 128
Average Age: 26

Total: 20 players and 3 goalkeepers

Team Officials:

Function	Name	Citizenship	Date of Birth
Head Coach:	IIZUKA Yuji	JPN	17 MAY 1974
Assistant Coach:	HARUNA Masahito	JPN	16 JUL 1973
Assistant Coach:	NAKAJIMAYA Yujiro	JPN	16 FEB 1971
Team Leader:	HOSOYA Taeko	JPN	5 AUG 1961
Equipment Manager:	YOSHIDA Toshinobu	JPN	24 NOV 1972
Doctor:	HATTORI Mikihiro	JPN	31 MAY 1969
Physiotherapist:	WAKO Tsutomu	JPN	25 JUL 1985
Physiotherapist:	HIRABAYASHI Fumie	JPN	28 MAY 1983

Note:

* Registration date of single players is only shown when different from Initial Registration date

Legend:

D Defender **F** Forward **GK** Goalkeeper **L** Shoots or catches Left
No. Jersey number **Pos.** Position **R** Shoots or catches Right

REVISED

Revised to correct the profile of 1 FUJIMOTO Nana to reflect that she has no Current Club



Team Roster
队伍名单 / Composition de l'équipe

REVISED
11 FEB 23:39

As of FRI 11 FEB 2022

Initial Registration 2 FEB 2022

ROC - ROC

No.	Name	Pos.	Shoots/ Catches	Date of Birth	Height m / ft in	Weight kg / lbs	Club	Registration *
2	GONCHARENKO Angelina	D	L	23 MAY 1994	1.78 / 5'10"	73 / 161	SKIF Nizhni Novgorod, (RUS)	5 FEB 2022
4	SMIRNOVA Yulia	D	L	8 MAY 1998	1.63 / 5'4"	55 / 121	Dynamo-Neva St. Petersburg, (RUS)	3 FEB 2022
10	BELYAKOVA Lyudmila	F	L	12 AUG 1994	1.70 / 5'7"	65 / 143	Tornado Moscow Region, (RUS)	8 FEB 2022
11	GANEYEVA Liana	D	L	20 DEC 1997	1.65 / 5'5"	62 / 137	Dynamo-Neva St. Petersburg, (RUS)	11 FEB 2022
12	PECHNIKOVA Maria	D	L	8 JUN 1992	1.78 / 5'10"	60 / 132	Agidel Ufa, (RUS)	
13	PIROGOVA Nina	D	L	26 JAN 1999	1.73 / 5'8"	60 / 132	Tornado Moscow Region, (RUS)	
15	PAVLOVA Valeria	F	L	15 APR 1995	1.78 / 5'10"	78 / 172	Biryusa Krasnoyarsk, (RUS)	
17	KADIROVA Fanuza	F	L	6 APR 1998	1.61 / 5'3"	59 / 130	Dynamo-Neva St. Petersburg, (RUS)	
18	SOSINA Olga	F	R	27 JUL 1992	1.63 / 5'4"	76 / 168	Agidel Ufa, (RUS)	5 FEB 2022
19	PROVOROVA Yelena	D	L	22 NOV 2001	1.65 / 5'5"	63 / 139	SKIF Nizhni Novgorod, (RUS)	
21	BOLGAREVA Polina	F	R	6 FEB 1999	1.67 / 5'6"	65 / 143	Dynamo-Neva St. Petersburg, (RUS)	
22	BATALOVA Maria	D	L	3 MAY 1996	1.73 / 5'8"	65 / 143	Agidel Ufa, (RUS)	5 FEB 2022
23	GREDZEN Daria	GK	R	23 MAR 2004	1.76 / 5'9"	68 / 150	Biryusa Krasnoyarsk, (RUS)	
26	DOBRODEYEVA Yekaterina	F	L	10 DEC 1999	1.59 / 5'3"	58 / 128	Biryusa Krasnoyarsk, (RUS)	
27	KORZHAKOVA Veronika	F	L	9 JUN 2003	1.68 / 5'6"	64 / 141	Agidel Ufa, (RUS)	
29	VAFINA Alexandra	F	L	28 JUL 1990	1.64 / 5'5"	57 / 126	Dynamo-Neva St. Petersburg, (RUS)	
30	MERKUSHEVA Valeria	GK	L	20 SEP 1999	1.68 / 5'6"	66 / 146	SKIF Nizhni Novgorod, (RUS)	8 FEB 2022
42	BRATISHEVA Oxana	F	L	5 JUN 2000	1.65 / 5'5"	54 / 119	SKIF Nizhni Novgorod, (RUS)	
59	DERGACHYOVA Yelena	F	L	8 NOV 1995	1.59 / 5'3"	55 / 121	Tornado Moscow Region, (RUS)	
69	SOROKINA Maria	GK	R	19 AUG 1995	1.66 / 5'5"	65 / 143	Agidel Ufa, (RUS)	
70	SHIBANOVA Anna	D	L	10 NOV 1994	1.63 / 5'4"	63 / 139	Agidel Ufa, (RUS)	
72	SAVONINA Anna	D	L	5 DEC 2001	1.63 / 5'4"	63 / 139	Tornado Moscow Region, (RUS)	
73	KULISHOVA Viktoria	F	L	12 AUG 1999	1.70 / 5'7"	57 / 126	SKIF Nizhni Novgorod, (RUS)	
76	NIKOLAYEVA Yekaterina	D	R	5 OCT 1995	1.65 / 5'5"	64 / 141	Dynamo-Neva St. Petersburg, (RUS)	11 FEB 2022
79	FALYAKHOVA Landysh	F	L	31 AUG 1998	1.58 / 5'2"	54 / 119	SKIF Nizhni Novgorod, (RUS)	3 FEB 2022
87	LUCHNIKOVA Polina	F	L	30 JAN 2002	1.67 / 5'6"	68 / 150	Agidel Ufa, (RUS)	
97	SHOKHINA Anna	F	L	23 JUN 1997	1.68 / 5'6"	67 / 148	Tornado Moscow Region, (RUS)	

Team Average: 1.67 / 5'6" 63 / 139

Average Age: 24

Total: 24 players and 3 goalkeepers

Team Officials:

Function	Name	Citizenship	Date of Birth
Head Coach:	BOBARIKO Yevgeni	RUS	3 FEB 1974
Assistant Coach:	KUSAKIN Alexei	RUS	12 JUN 1978
Assistant Coach:	SHCHERBAKOV Yevgeni	RUS	2 JUL 1981
Assistant Coach:	VOROBYOV Mikhail	RUS	20 JAN 1987
General Manager:	PRODAN Vladislav	RUS	7 JUL 1986
Equipment Manager:	OSTAPCHUK Igor	RUS	27 MAY 1966
Doctor:	FOMIN Leonid	RUS	13 AUG 1975
Physiotherapist:	VOROBYOV Yan	RUS	13 AUG 1985



Note:
* Registration date of single players is only shown when different from Initial Registration date

Legend:
D Defender **F** Forward **GK** Goalkeeper **L** Shoots or catches Left
No. Jersey number **Pos.** Position **R** Shoots or catches Right

REVISED 11 GANEYEVA L. replaced 12 PECHNIKOVA M. on 11 Feb and is eligible to play in her place. 76 NIKOLAYEVA Y. replaced 73 KULISHOVA V. on 11 Feb and is eligible to play in her place.
 2 GONCHARENKO A. (5 Feb), 10 BELYAKOVA L. (8 Feb) and 18 SOSINA O. (11 Feb) remain eligible to play as of the dates listed. 59 DERGACHYOVA Y. (8 Feb) and 21 BOLGAREVA P. (11 Feb) remain ineligible to play as of the dates listed.



Team Roster
队伍名单 / Composition de l'équipe

REVISED
13 FEB 20:36

As of SUN 13 FEB 2022

Initial Registration 2 FEB 2022

SUI - Switzerland

No.	Name	Pos.	Shoots/ Catches	Date of Birth	Height m / ft in	Weight kg / lbs	Club	Registration *
3	FORSTER Sarah	D	L	19 MAY 1993	1.68 / 5'6"	66 / 146	AIK Stockholm, (SWE)	
4	HOFSTETTER Nadine	D	L	21 OCT 1994	1.64 / 5'5"	68 / 150	SC Reinach, (SUI)	13 FEB 2022
7	STALDER Lara	F	R	15 MAY 1994	1.67 / 5'6"	63 / 139	Brynäs Gavle, (SWE)	
8	QUENNEC Kaleigh	F	R	15 FEB 1998	1.72 / 5'8"	80 / 176	University of Montreal, (CAN)	
9	SIGRIST Shannon	D	R	20 APR 1999	1.67 / 5'6"	68 / 150	Linköping HC, (SWE)	
12	RUEDI Lisa	F	L	3 NOV 2000	1.67 / 5'6"	67 / 148	ZSC Lions Zurich, (SUI)	
14	RASELLI Evelina	F	L	3 MAY 1992	1.70 / 5'7"	61 / 134	Boston Pride, (USA)	
15	ZIMMERMANN Laura	F	L	5 APR 2003	1.63 / 5'4"	69 / 152	EV Bomo Thun, (SUI)	
16	VALLARIO Nicole	D	L	30 AUG 2001	1.66 / 5'5"	66 / 146	University of St.Thomas, (USA)	
17	CHRISTEN Lara	D	R	2 OCT 2002	1.63 / 5'4"	64 / 141	ZSC Lions Zurich, (SUI)	
18	WETLI Stefanie	D	L	4 FEB 2000	1.73 / 5'8"	67 / 148	Thurgau Indien Ladies, (SUI)	
20	BRAENDLI Andrea	GK	L	5 JUN 1997	1.67 / 5'6"	72 / 159	Ohio State University, (USA)	
21	ENZLER Rahel	F	L	30 JUL 2000	1.63 / 5'4"	66 / 146	University of Maine, (USA)	
22	LEEMANN Sinja	D	L	19 APR 2002	1.66 / 5'5"	60 / 132	ZSC Lions Zurich, (SUI)	
23	BULLO Nicole	D	L	18 JUL 1987	1.60 / 5'3"	54 / 119	HC Ladies Lugano, (SUI)	
24	RYHNER Noemi	F	L	24 APR 2000	1.65 / 5'5"	62 / 137	Lulea HF, (SWE)	
25	MULLER Alina	F	L	12 MAR 1998	1.67 / 5'6"	65 / 143	Northeastern University	
26	RUEGG Dominique	F	L	5 FEB 1996	1.73 / 5'8"	79 / 174	ZSC Lions Zurich, (SUI)	
28	MARTI Alina	D	L	23 APR 2004	1.67 / 5'6"	66 / 146	ZSC Lions Zurich, (SUI)	
29	MAURER Saskia	GK	L	29 JUL 2001	1.66 / 5'5"	59 / 130	University of St.Thomas, (USA)	
39	SPIES Caroline	GK	L	2 JUL 2002	1.68 / 5'6"	66 / 146	EHC Basel, (SUI)	
71	LUTZ Lena Marie	F	L	12 JUL 2001	1.66 / 5'5"	68 / 150	HC Ladies Lugano, (SUI)	
88	STAENZ Phoebe	F	L	7 JAN 1994	1.61 / 5'3"	58 / 128	Leksands IF, (SWE)	
98	MOY Keely	F	R	23 APR 1998	1.75 / 5'9"	74 / 163	Harvard University, (USA)	

Team Average: 1.67 / 5'6" 66 / 146
Average Age: 23

Total: 21 players and 3 goalkeepers

Team Officials:

Function	Name	Citizenship	Date of Birth
Head Coach:	MULLER Colin	SUI	1 DEC 1963
Assistant Coach:	CHRISTEN Andrin	SUI	15 MAR 1995
Assistant Coach:	THEILER Simon	SUI	20 APR 1980
Assistant Coach:	HAEFLIGER Melanie	SUI	29 SEP 1982
Equipment Manager:	KEHL Michael	SUI	5 AUG 1977
Doctor:	WEISSKOPF Lukas	SUI	22 DEC 1970
Physiotherapist:	RAJALA Virpi	FIN	26 JAN 1989
Physiotherapist:	STEFFEN Lisa	GER	22 APR 1991

Note:

* Registration date of single players is only shown when different from Initial Registration date

Legend:

D Defender **F** Forward **GK** Goalkeeper **L** Shoots or catches Left
No. Jersey number **Pos.** Position **R** Shoots or catches Right

REVISED 4 HOFSTETTER Nadine replaces 12 RUEDI Lisa on 13 Feb and is eligible to play in place of RUEDI.



Team Roster
队伍名单 / Composition de l'équipe
As of MON 7 FEB 2022

REVISED
7 FEB 12:03

Initial Registration 2 FEB 2022

SWE - Sweden

No.	Name	Pos.	Shoots/ Catches	Date of Birth	Height m / ft in	Weight kg / lbs	Club	Registration *
1	AKER Agnes	GK	L	22 JUL 1997	1.70 / 5'7"	61 / 134	AIK Stockholm, (SWE)	
3	KJELLBIN Anna	D	R	16 MAR 1994	1.69 / 5'7"	63 / 139	Lulea HF, (SWE)	
4	ANDERSSON Linnea	D	R	30 SEP 1998	1.71 / 5'7"	64 / 141	HV71 Jonkoping, (SWE)	
5	FALLMAN Johanna	D	L	21 JUN 1990	1.73 / 5'8"	72 / 159	Lulea HF, (SWE)	
8	BERGLUND Ebba	D	L	13 JUN 1998	1.60 / 5'3"	63 / 139	HV71 Jonkoping, (SWE)	
9	ADOLFSSON Jessica	D	L	15 JUL 1998	1.76 / 5'9"	74 / 163	Linkoping HC, (SWE)	
10	WAXIN Mina	D	L	29 APR 2001	1.65 / 5'5"	64 / 141	Brynas Gavle, (SWE)	
11	BOUVENG Josefin	F	L	15 MAY 2001	1.75 / 5'9"	72 / 159	Brynas Gavle, (SWE)	
12	NYLEN-PERSSON Maja	D	R	20 NOV 2000	1.62 / 5'4"	66 / 146	Brynas Gavle, (SWE)	
13	MUREN Emma	F	L	17 JAN 1998	1.66 / 5'5"	65 / 143	Brynas Gavle, (SWE)	
15	JOHANSSON Lisa	F	R	11 APR 1992	1.61 / 5'3"	59 / 130	AIK Stockholm, (SWE)	
16	JOHANSSON Linnea	F	L	5 APR 2002	1.71 / 5'7"	65 / 143	Linkoping HC, (SWE)	
17	LUNDIN Sofie	F	L	15 FEB 2000	1.64 / 5'5"	63 / 139	Djurgarden Stockholm, (SWE)	
19	HJALMARSSON Sara	F	L	8 FEB 1998	1.76 / 5'9"	72 / 159	Providence College, (USA)	
20	BERGSTROM Paula	D	L	26 JAN 1999	1.72 / 5'8"	69 / 152	MODO Ornskoldsvik, (SWE)	
22	PETERSON Linn	F	L	8 JAN 1994	1.74 / 5'9"	70 / 154	Lulea HF, (SWE)	
24	WIKNER-ZIENKIEWICZ Felizia	F	L	17 SEP 1999	1.70 / 5'7"	62 / 137	HV71 Jonkoping, (SWE)	
25	LJUNGBLOM Lina	F	L	15 OCT 2001	1.67 / 5'6"	79 / 174	MODO Ornskoldsvik, (SWE)	
27	NORDIN Emma	F	L	22 MAR 1991	1.68 / 5'6"	68 / 150	Lulea HF, (SWE)	
28	LOWENHIELM Michelle	F	L	22 MAR 1995	1.72 / 5'8"	64 / 141	SDE HF, (SWE)	
29	CARLSSON Olivia	F	L	2 MAR 1995	1.74 / 5'9"	74 / 163	MODO Ornskoldsvik, (SWE)	
30	SODERBERG Emma	GK	L	18 FEB 1998	1.71 / 5'7"	69 / 152	University of Minnesota Duluth, (USA)	
35	BOMAN Ida	GK	L	1 APR 2003	1.67 / 5'6"	61 / 134	Djurgarden Stockholm, (SWE)	
Team Average:					1.69 / 5'7"	67 / 148		
Average Age:					24			

Total: 20 players and 3 goalkeepers

Team Officials:

Function	Name	Citizenship	Date of Birth
Head Coach:	LUNDBERG Ulf	SWE	8 OCT 1979
Assistant Coach:	LUNDBERG Anders	SWE	10 JUN 1983
Assistant Coach:	SPANGBERG Andreas	SWE	10 OCT 1969
Equipment Manager:	ANDERSSON Benny	SWE	13 FEB 1959
Doctor:	AHNBERG Wille	SWE	4 MAR 1963
Physiotherapist:	STENBERG Elin	SWE	29 JAN 1985
Physiotherapist:	SVENSSON Erica	SWE	29 JUL 1990
Team Staff:	KAHEM Ola	SWE	25 OCT 1979

Note:

* Registration date of single players is only shown when different from Initial Registration date

Legend:

D Defender **F** Forward **GK** Goalkeeper **L** Shoots or catches Left
No. Jersey number **Pos.** Position **R** Shoots or catches Right

REVISED Revised to change function of Team Official KAHEM Ola to Team Staff



Team Roster

队伍名单 / Composition de l'équipe
As of WED 2 FEB 2022

Initial Registration 2 FEB 2022

USA - United States

No.	Name	Pos.	Shoots/ Catches	Date of Birth	Height m / ft in	Weight kg / lbs	Club	Registration *
2	STECKLEIN Lee	D	L	23 APR 1994	1.83 / 6'0"	77 / 170	PWHPA Minnesota, (USA)	
3	BARNES Cayla	D	R	7 JAN 1999	1.57 / 5'2"	63 / 139	Boston College, (USA)	
4	HARVEY Caroline	D	L	14 OCT 2002	1.70 / 5'7"	66 / 146	NAHA U19, (USA)	
5	KELLER Megan	D	L	1 MAY 1996	1.80 / 5'11"	75 / 165	PWHPA New Hampshire, (USA)	
9	BOZEK Megan	D	R	27 MAR 1991	1.73 / 5'8"	80 / 176	KRS Vanke Rays, (RUS)	
11	ROQUE Abby	F	R	25 SEP 1997	1.70 / 5'7"	82 / 181	PWHPA Minnesota, (USA)	
12	PANNEK Kelly	F	R	29 DEC 1995	1.73 / 5'8"	75 / 165	PWHPA Minnesota, (USA)	
13	ZUMWINKLE Grace	F	R	23 APR 1999	1.75 / 5'9"	75 / 165	University of Minnesota, (USA)	
14	DECKER Brianna	F	R	13 MAY 1991	1.63 / 5'4"	67 / 148	PWHPA Minnesota, (USA)	
15	HARMON Savannah	D	L	27 OCT 1995	1.60 / 5'3"	67 / 148	PWHPA Minnesota, (USA)	
16	SCAMURRA Hayley	F	L	14 DEC 1994	1.73 / 5'8"	73 / 161	PWHPA New Hampshire, (USA)	
18	COMPHER Jesse	F	R	1 JUL 1999	1.73 / 5'8"	68 / 150	Boston University, (USA)	
19	DUNNE Jincy	D	L	15 MAY 1997	1.68 / 5'6"	70 / 154	PWHPA Minnesota, (USA)	
20	BRANDT Hannah	F	R	27 NOV 1993	1.68 / 5'6"	68 / 150	PWHPA Minnesota, (USA)	
21	KNIGHT Hilary	F	R	12 JUL 1989	1.80 / 5'11"	78 / 172	PWHPA Minnesota, (USA)	
24	CAMERANESI Dani	F	L	30 JUN 1995	1.65 / 5'5"	70 / 154	PWHPA Minnesota, (USA)	
25	CARPENTER Alex	F	L	13 APR 1994	1.70 / 5'7"	70 / 154	KRS Vanke Rays, (CHN)	
26	COYNE SCHOFIELD Kendall	F	L	25 MAY 1992	1.57 / 5'2"	57 / 126	PWHPA Minnesota, (USA)	
28	KESSEL Amanda	F	R	28 AUG 1991	1.68 / 5'6"	59 / 130	PWHPA New Hampshire, (USA)	
29	HENSLEY Nicole	GK	L	23 JUN 1994	1.68 / 5'6"	70 / 154	PWHPA Minnesota, (USA)	
33	CAVALLINI Alex	GK	L	3 JAN 1992	1.70 / 5'7"	70 / 154	PWHPA Minnesota, (USA)	
35	ROONEY Maddie	GK	L	7 JUL 1997	1.65 / 5'5"	66 / 146	PWHPA Minnesota, (USA)	
37	MURPHY Abbey	F	R	14 APR 2002	1.65 / 5'5"	66 / 146	University of Minnesota, (USA)	

Team Average: 1.69 / 5'7" 70 / 154
Average Age: 26

Total: 20 players and 3 goalkeepers

Team Officials:

Function	Name	Citizenship	Date of Birth
Head Coach:	JOHNSON Joel	USA	20 JUL 1974
Assistant Coach:	POTHIER Brian	USA	15 APR 1977
Assistant Coach:	THOMPSON Steve	USA	19 SEP 1988
Assistant Coach:	KENNEDY Courtney	USA	29 MAR 1979
Equipment Manager:	PROULX Brent	USA	26 OCT 1974
Equipment Manager:	PAULSEN Sis	USA	25 JUL 1980
Doctor:	HOWE Ally	USA	10 MAR 1972
Physiotherapist:	HOMAN Katie	USA	16 AUG 1985

Note:

* Registration date of single players is only shown when different from Initial Registration date

Legend:

D Defender **F** Forward **GK** Goalkeeper **L** Shoots or catches Left
No. Jersey number **Pos.** Position **R** Shoots or catches Right



Competition Schedule
竞赛日程 / Horaire des compétitions
As of MON 14 FEB 2022

Date	Start Time	Game	Location
THU 3 FEB	12:10	Preliminary Round - Group B, Game 1 CZE vs CHN	Wukesong Sports Centre
	12:10	Preliminary Round - Group A, Game 2 CAN vs SUI	National Indoor Stadium
	16:40	Preliminary Round - Group B, Game 3 SWE vs JPN	Wukesong Sports Centre
	21:10	Preliminary Round - Group A, Game 4 FIN vs USA	Wukesong Sports Centre
FRI 4 FEB	12:10	Preliminary Round - Group B, Game 5 DEN vs CHN	Wukesong Sports Centre
	12:10	Preliminary Round - Group A, Game 6 ROC vs SUI	National Indoor Stadium
SAT 5 FEB	12:10	Preliminary Round - Group A, Game 7 CAN vs FIN	Wukesong Sports Centre
	16:40	Preliminary Round - Group B, Game 8 JPN vs DEN	Wukesong Sports Centre
	16:40	Preliminary Round - Group B, Game 9 CZE vs SWE	National Indoor Stadium
	21:10	Preliminary Round - Group A, Game 10 USA vs ROC	Wukesong Sports Centre
SUN 6 FEB	16:40	Preliminary Round - Group B, Game 11 CHN vs JPN	Wukesong Sports Centre
	21:10	Preliminary Round - Group A, Game 12 SUI vs USA	Wukesong Sports Centre
MON 7 FEB	13:15	Preliminary Round - Group A, Game 13 ROC vs CAN	Wukesong Sports Centre
	16:40	Preliminary Round - Group B, Game 14 DEN vs CZE	Wukesong Sports Centre
	21:10	Preliminary Round - Group B, Game 15 CHN vs SWE	Wukesong Sports Centre
	21:10	Preliminary Round - Group A, Game 16 SUI vs FIN	National Indoor Stadium
TUE 8 FEB	12:10	Preliminary Round - Group A, Game 17 USA vs CAN	Wukesong Sports Centre
	16:40	Preliminary Round - Group B, Game 18 JPN vs CZE	Wukesong Sports Centre
	21:10	Preliminary Round - Group B, Game 19 SWE vs DEN	Wukesong Sports Centre
	21:10	Preliminary Round - Group A, Game 20 FIN vs ROC	National Indoor Stadium
FRI 11 FEB	12:10	Quarterfinals, Game 21 USA vs CZE	Wukesong Sports Centre
	21:10	Quarterfinals, Game 22 CAN vs SWE	Wukesong Sports Centre
SAT 12 FEB	12:10	Quarterfinals, Game 23 ROC vs SUI	Wukesong Sports Centre
	16:40	Quarterfinals, Game 24 FIN vs JPN	Wukesong Sports Centre
MON 14 FEB	12:10	Semifinals, Game 25 CAN vs SUI	Wukesong Sports Centre
	21:10	Semifinals, Game 26 USA vs FIN	Wukesong Sports Centre
WED 16 FEB	19:30	Bronze Medal Game, Game 27 FIN vs SUI	Wukesong Sports Centre
THU 17 FEB	12:10	Gold Medal Game, Game 28 CAN vs USA	Wukesong Sports Centre



Tournament Progress
赛事进程 / Évolution du tournoi
As of TUE 8 FEB 2022

Game	Group	Date	Time	Teams	Results	1	2	3	OT	PSS	Venue
1	B	THU 3	FEB 12:10	CZE - CHN	3 - 1	1 - 0	1 - 1	1 - 0			Wukesong Sports Centre
2	A	THU 3	FEB 12:10	CAN - SUI	12 - 1	3 - 0	5 - 0	4 - 1			National Indoor Stadium
3	B	THU 3	FEB 16:40	SWE - JPN	1 - 3	0 - 1	1 - 0	0 - 2			Wukesong Sports Centre
4	A	THU 3	FEB 21:10	FIN - USA	2 - 5	0 - 2	0 - 2	2 - 1			Wukesong Sports Centre
5	B	FRI 4	FEB 12:10	DEN - CHN	1 - 3	1 - 0	0 - 1	0 - 2			Wukesong Sports Centre
6	A	FRI 4	FEB 12:10	ROC - SUI	5 - 2	2 - 1	2 - 1	1 - 0			National Indoor Stadium
7	A	SAT 5	FEB 12:10	CAN - FIN	11 - 1	2 - 1	5 - 0	4 - 0			Wukesong Sports Centre
8	B	SAT 5	FEB 16:40	JPN - DEN	6 - 2	3 - 0	2 - 1	1 - 1			Wukesong Sports Centre
9	B	SAT 5	FEB 16:40	CZE - SWE	3 - 1	1 - 0	1 - 1	1 - 0			National Indoor Stadium
10	A	SAT 5	FEB 21:10	USA - ROC	5 - 0	1 - 0	1 - 0	3 - 0			Wukesong Sports Centre
11	B	SUN 6	FEB 16:40	CHN - JPN	2 - 1	0 - 1	0 - 0	1 - 0	0 - 0	1 - 0	Wukesong Sports Centre
12	A	SUN 6	FEB 21:10	SUI - USA	0 - 8	0 - 5	0 - 2	0 - 1			Wukesong Sports Centre
13	A	MON 7	FEB 13:15	ROC - CAN	1 - 6	0 - 2	1 - 2	0 - 2			Wukesong Sports Centre
14	B	MON 7	FEB 16:40	DEN - CZE	3 - 2	1 - 1	1 - 1	1 - 0			Wukesong Sports Centre
15	B	MON 7	FEB 21:10	CHN - SWE	1 - 2	1 - 0	0 - 2	0 - 0			Wukesong Sports Centre
16	A	MON 7	FEB 21:10	SUI - FIN	3 - 2	1 - 0	1 - 1	1 - 1			National Indoor Stadium
17	A	TUE 8	FEB 12:10	USA - CAN	2 - 4	0 - 1	2 - 3	0 - 0			Wukesong Sports Centre
18	B	TUE 8	FEB 16:40	JPN - CZE	3 - 2	1 - 0	0 - 1	1 - 1	0 - 0	1 - 0	Wukesong Sports Centre
19	B	TUE 8	FEB 21:10	SWE - DEN	3 - 1	1 - 0	1 - 1	1 - 0			Wukesong Sports Centre
20	A	TUE 8	FEB 21:10	FIN - ROC	5 - 0	2 - 0	3 - 0	0 - 0			National Indoor Stadium

Group A

Rank	Team	GP	W	OTW	OTL	L	GDF	GF:GA	PTS
1	CAN	4	4	0	0	0	+28	33 : 5	12
2	USA	4	3	0	0	1	+14	20 : 6	9
3	FIN	4	1	0	0	3	-9	10 : 19	3
4	ROC	4	1	0	0	3	-12	6 : 18	3
5	SUI	4	1	0	0	3	-21	6 : 27	3

Group B

Rank	Team	GP	W	OTW	OTL	L	GDF	GF:GA	PTS
1	JPN	4	2	1	1	0	+6	13 : 7	9
2	CZE	4	2	0	1	1	+2	10 : 8	7
3	SWE	4	2	0	0	2	-1	7 : 8	6
4	CHN	4	1	1	0	2	0	7 : 7	5
5	DEN	4	1	0	0	3	-7	7 : 14	3

Note:

Teams in each group are ranked by points (PTS). Any ties are broken according to IIHF regulations.

Legend:

1	1st period	2	2nd period	3	3rd period	GA	Goals against	GDF	Goal difference
GF	Goals for	GP	Games played	L	Losses	OT	Overtime	OTL	Overtime loss
OTW	Overtime win	PSS	Penalty-Shot Shootout	PTS	Points	W	Wins		



Line-Ups

阵容 / Composition des équipes

CZE - CHN

Referees

24 HAACK Tijana (GER) , 11 NURMI Anniina (FIN)

Linespersons

95 HAMMAR Anna (SWE) , 27 KAINBERGER Julia (AUT)

Goalkeepers

Team: CZE

No. Name

1 SVEJDOVA Viktorie
29 PESLAROVA Klara

Team Line-ups

Team: CZE (White)

No. Pos. Name

4	D	PEJSOVA Daniela
14	D	LASKOVA Dominika
16	F	MRAZOVA Katerina +A
19	F	MLYNKOVA Natalie
21	F	VANISOVA Tereza
5	D	KOLOWRATOVA Samantha Ahn +A
24	D	CAJANOVA Sara
10	F	KRIZOVA Denisa
18	F	PEJZLOVA Michaela
28	F	NEUBAUEROVA Noemi
2	D	TEJRALOVA Aneta
17	D	HORALKOVA Pavlina
9	F	MILLS Alena +C
12	F	HYMLAROVA Klara
26	F	PRIBYLOVA Vendula
27	D	RADOVA Tereza
7	F	SERDAR Lenka
23	F	BUKOLSKA Katerina
25	F	PATKOVA Kristyna
15	F	LEDLOVA Aneta

Head Coach: PACINA Tomas

NOT DRESSED:

30 GK ZECHOVSKA Katerina

Team: CHN

No. Name

33 ZHOU Jiaying
88 CHEN Tiya

Team: CHN (Red)

No. Pos. Name

2	D	YU Baiwei +C
49	D	WANG Yuting
8	F	LIN QiQi +A
34	F	MI Le
91	F	LIN Ni
5	D	HUANG Huier
93	D	LIU Zhixin
7	F	ZHANG Mengying +A
15	F	HU Baozhen
44	F	LI Beika
28	D	FEI Anna
97	D	ZHAO Qinan
17	F	KANG Mulan
19	F	LIN Jiaxin
51	F	ZHANG Xifang
66	D	LI Qianhua
23	F	FANG Xin
26	F	GUAN Yingying
98	F	ZHU Rui
10	F	HE Xin

Head Coach: IDALSKI Brian

NOT DRESSED:

24 GK WANG Yuqing

Legend:

+A	Assistant Captain	+C	Captain	D	Defender	F	Forward
No.	Jersey number	Pos.	Position				



Graphical Line-ups 阵容图 / Alignments

CZE - CHN

Referees

24 HAACK Tijana (GER) , 11 NURMI Anniina (FIN)

Linespersons

95 HAMMAR Anna (SWE) , 27 KAINBERGER Julia (AUT)

Team: CZE - Czech Republic (White)

Head Coach: PACINA Tomas

S1 29 PESLAROVA Klara		
1 SVEJDOVA Viktorie		
S2 4 PEJSOVA Daniela	S3 14 LASKOVA Dominika	
S5 19 MLYNKOVA Natalie	S4 16 MRAZOVA Katerina +A	S6 21 VANISOVA Tereza
24 CAJANOVA Sara		5 KOLOWRATOVA Samantha Ahn +A
10 KRIZOVA Denisa	18 PEJZLOVA Michaela	28 NEUBAUEROVA Noemi
2 TEJRALOVA Aneta		17 HORALKOVA Pavlina
12 HYMLAROVA Klara	9 MILLS Alena +C	26 PRIBYLOVA Vendula
27 RADOVA Tereza		15 LEDLOVA Aneta
23 BUKOLSKA Katerina	7 SERDAR Lenka	25 PATKOVA Kristyna

Team: CHN - China (Red)

Head Coach: IDALSKI Brian

S1 88 CHEN Tiya		
33 ZHOU Jiaying		
S3 49 WANG Yuting	S2 2 YU Baiwei +C	
S4 8 LIN Qiqi +A	S5 34 MI Le	S6 91 LIN Ni
93 LIU Zhixin		5 HUANG Huier
7 ZHANG Mengying +A	44 LI Beika	15 HU Baozhen
97 ZHAO Qinan		28 FEI Anna
51 ZHANG Xifang	19 LIN Jiaxin	17 KANG Mulan
66 LI Qianhua		10 HE Xin
23 FANG Xin	98 ZHU Rui	26 GUAN Yingying

Legend:

+A Assistant Captain +C Captain Sn Starting position



Game Summary
比赛总结 / Résumé du match
CZE - CHN 3 - 1 (1 - 0, 1 - 1, 1 - 0)

Spectators	Referees	Linespersons
499	24 HAACK Tijana (GER) , 11 NURMI Anniina (FIN)	95 HAMMAR Anna (SWE) , 27 KAINBERGER Julia (AUT)

Team Statistics

Period	Score	SVS	SOG	PIM	TPP	PPG	SHG
1	1 : 0	7 : 9	10 : 7	2 : 2	02:00 : 02:00	0 : 0	0 : 0
2	1 : 1	3 : 11	12 : 4	2 : 2	02:00 : 00:47	0 : 1	0 : 0
3	1 : 0	3 : 13	14 : 3	0 : 2	02:00 : 00:00	0 : 0	0 : 0
Total	3 : 1	13 : 33	36 : 14	4 : 6	06:00 : 02:47	0 : 1	0 : 0

1st Period

Action	Time	ET/Res	Team	Type	No.	Name	(G)	Name of Assistant(s) / Action Description
GK	00:00		CHN		88	CHEN T	-	Goalkeeper in
GK	00:00		CZE		29	PESLAROVA K	-	Goalkeeper in
Penalty	02:33	04:33	CHN	2 min.	51	ZHANG X	-	Slashing
Goal	10:38	1 : 0	CZE	EQ	27	RADOVA T	(1)	21 VANISOVA T On Ice CZE 29 2 16 19 21 27 2 TEJRALOVA A CHN 88 2 7 15 44 93
Penalty	12:27	14:27	CZE	2 min.	18	PEJZLOVA M	-	Tripping

2nd Period

Action	Time	ET/Res	Team	Type	No.	Name	(G)	Name of Assistant(s) / Action Description
Goal	23:57	2 : 0	CZE	EQ	10	KRIZOVA D	(1)	28 NEUBAUEROVA N On Ice CZE 29 10 14 18 24 28 24 CAJANOVA S CHN 88 2 5 7 15 44
Penalty	25:58	27:58	CHN	2 min.	28	FEI A	-	Illegal Hit
Penalty	28:15	29:02	CZE	2 min.	17	HORALKOVA P	-	Tripping
Goal	29:02	2 : 1	CHN	PP1	34	MIL	(1)	8 LIN Q On Ice CZE 29 7 14 23 27 49 WANG Y CHN 88 8 17 34 49 91 *

3rd Period

Action	Time	ET/Res	Team	Type	No.	Name	(G)	Name of Assistant(s) / Action Description
Goal	46:27	3 : 1	CZE	EQ	18	PEJZLOVA M	(1)	17 HORALKOVA P On Ice CZE 29 5 10 15 17 18 CHN 88 2 7 15 44 49
Penalty	53:57	55:57	CHN	2 min.	28	FEI A	-	Hooking
GK	60:00		CZE					29 PESLAROVA K - Goalkeeper out
GK	60:00		CHN					88 CHEN T - Goalkeeper out

Goalkeeper Records

Team : CZE - Czech Republic

Team : CHN - China

No.	Name	SOG	SVS	MIP
29	PESLAROVA Klara	14	13	60:00
1	SVEJDOVA Viktorie			
No.	Name	SOG	SVS	MIP
88	CHEN Tiya	36	33	60:00
33	ZHOU Jiaying			

Game Statistics

Team : CZE (White)																							
Head Coach : PACINA Tomas																							
										Shots on Goal			Time on Ice										
No.	Pos.	Name	G	A	P	PIM	FO+	FO-	FO+/-	FO%	1	2	3	OT	TS	+/-	1	2	3	OT	TOT	SHF	AVG
4	D	PEJSOVA Daniela	0	0	0	0	0	0	0	0.00	0	2	0	2	0	0	7:14	7:27	5:31		20:12	28	0:43
14	D	LASKOVA Dominika	0	0	0	0	0	0	0	0.00	0	1	1	2	+1	8:13	7:03	6:56		22:12	32	0:41	
16	F	MRAZOVA Katerina +A	0	0	0	0	6	6	0	50.00	0	1	2	3	+1	4:06	6:54	6:55		17:55	22	0:48	
19	F	MLYNKOVA Natalie	0	0	0	0	0	0	0	0.00	0	0	1	1	+1	5:05	5:38	7:09		17:52	24	0:44	
21	F	VANISOVA Tereza	0	1	1	0	0	1	-1	0.00	0	0	0	0	+1	6:30	6:22	6:14		19:06	27	0:42	
5	D	KOLOWRATOVA Samantha Ahn +A	0	0	0	0	0	0	0	0.00	0	0	0	0	+1	4:26	5:00	3:49		13:15	20	0:39	
10	F	KRIZOVA Denisa	1	0	1	0	0	0	0	0.00	2	1	0	3	+2	5:06	5:12	2:58		13:16	21	0:37	
18	F	PEJZLOVA Michaela	1	0	1	2	3	9	-6	25.00	0	1	1	2	+2	5:43	5:44	3:23		14:50	25	0:35	
24	D	CAJANOVA Sara	0	1	1	0	0	0	0	0.00	1	0	1	2	+1	4:42	7:03	2:15		14:00	21	0:40	



Head Coach : PACINA Tomas			Shots on Goal								Time on Ice												
No.	Pos.	Name	G	A	P	PIM	FO+	FO-	FO+/-	FO%	1	2	3	OT	TS	+/-	1	2	3	OT	TOT	SHF	AVG
28	F	NEUBAUEROVA Noemi	0	1	1	0	0	0	0	0.00	0	0	0	0	0	+1	5:10	5:28	3:05		13:43	19	0:43
2	D	TEJRALOVA Aneta	0	1	1	0	0	0	0	0.00	0	1	2		3	+1	5:49	5:20	7:29		18:38	30	0:37
9	F	MILLS Alena +C	0	0	0	0	5	5	0	50.00	0	2	0		2	0	3:57	5:39	7:25		17:01	26	0:39
12	F	HYMLAROVA Klara	0	0	0	0	1	3	-2	25.00	2	2	2		6	0	4:45	5:18	6:45		16:48	26	0:38
17	D	HORALKOVA Pavlina	0	1	1	2	0	0	0	0.00	0	0	1		1	+1	5:39	4:41	7:57		18:21	25	0:44
26	F	PRIBYLOVA Vendula	0	0	0	0	0	1	-1	0.00	1	1	3		5	0	3:27	4:45	6:11		14:19	23	0:37
7	F	SERDAR Lenka	0	0	0	0	2	4	-2	33.33	2	0	0		2	0	4:13	2:54	3:45		10:52	14	0:46
15	F	LEDLOVA Aneta	0	0	0	0	0	0	0	0.00	0	0	0		0	+1	2:46	2:18	4:11		9:15	11	0:50
23	F	BUKOLSKA Katerina	0	0	0	0	0	0	0	0.00	0	0	0		0	0	5:09	2:54	4:10		12:13	16	0:45
25	F	PATKOVA Kristyna	0	0	0	0	0	0	0	0.00	0	0	0		0	0	1:35	0:00	0:00		1:35	2	0:47
27	D	RADOVA Tereza	1	0	1	0	0	0	0	0.00	2	0	0		2	+1	3:44	3:14	3:39		10:37	14	0:45
1	GK	SVEJDOVA Viktorie	0	0	0	0					0	0	0		0								
29	GK	PESLAROVA Klara	0	0	0	0					0	0	0		0								
Total			3	5	8	4	17	29	-12	36.96	10	12	14		36								

Team : CHN (Red)

Head Coach : IDALSKI Brian			Shots on Goal								Time on Ice												
No.	Pos.	Name	G	A	P	PIM	FO+	FO-	FO+/-	FO%	1	2	3	OT	TS	+/-	1	2	3	OT	TOT	SHF	AVG
2	D	YU Baiwei +C	0	0	0	0	0	0	0	0.00	0	0	1		1	-3	7:07	7:43	6:04		20:54	31	0:40
8	F	LIN Qiqi +A	0	1	1	0	0	0	0	0.00	1	0	0		1	0	6:57	8:20	7:21		22:38	29	0:46
34	F	MI Le	1	0	1	0	16	7	9	69.57	1	2	0		3	0	7:21	8:46	6:09		22:16	29	0:46
49	D	WANG Yuting	0	1	1	0	0	0	0	0.00	0	1	0		1	-1	8:51	8:30	7:03		24:24	36	0:40
91	F	LIN Ni	0	0	0	0	0	0	0	0.00	2	0	1		3	0	8:00	8:51	5:55		22:46	30	0:45
5	D	HUANG Huier	0	0	0	0	0	0	0	0.00	0	0	1		1	-1	7:11	7:27	7:06		21:44	24	0:54
7	F	ZHANG Mengying +A	0	0	0	0	0	0	0	0.00	0	0	0		0	-3	4:18	4:38	4:40		13:36	18	0:45
15	F	HU Baozhen	0	0	0	0	0	0	0	0.00	0	1	0		1	-3	6:27	5:32	5:34		17:33	25	0:42
44	F	LI Beika	0	0	0	0	7	4	3	63.64	1	0	0		1	-3	6:43	6:41	6:40		20:04	25	0:48
93	D	LIU Zhixin	0	0	0	0	0	0	0	0.00	1	0	0		1	-1	8:26	6:55	7:17		22:38	22	1:01
17	F	KANG Mulan	0	0	0	0	0	0	0	0.00	0	0	0		0	0	5:26	5:17	6:12		16:55	23	0:44
19	F	LIN Jiaxin	0	0	0	0	5	6	-1	45.45	0	0	0		0	0	4:32	4:32	5:36		14:40	22	0:40
28	D	FEI Anna	0	0	0	4	0	0	0	0.00	0	0	0		0	0	3:07	4:33	5:47		13:27	17	0:47
51	F	ZHANG Xifang	0	0	0	2	0	0	0	0.00	1	0	0		1	0	6:10	2:34	0:00		8:44	12	0:43
97	D	ZHAO Qinan	0	0	0	0	0	0	0	0.00	0	0	0		0	0	3:48	3:58	6:25		14:11	14	1:00
10	F	HE Xin	0	0	0	0	0	0	0	0.00	0	0	0		0	0	0:00	0:00	1:16		1:16	2	0:38
23	F	FANG Xin	0	0	0	0	0	0	0	0.00	0	0	0		0	0	0:55	3:05	5:21		9:21	12	0:46
26	F	GUAN Yingying	0	0	0	0	0	0	0	0.00	0	0	0		0	0	0:57	0:00	1:33		2:30	3	0:50
66	D	LI Qianhua	0	0	0	0	0	0	0	0.00	0	0	0		0	0	0:00	0:00	0:00		0:00	0	0:00
98	F	ZHU Rui	0	0	0	0	1	0	1	100.00	0	0	0		0	0	0:47	0:00	1:20		2:07	3	0:42
33	GK	ZHOU Jiaying	0	0	0	0					0	0	0		0								
88	GK	CHEN Tiya	0	0	0	0					0	0	0		0								
Total			1	2	3	6	29	17	12	63.04	7	4	3		14								

Group B

R	Team	GP	W	OTW	OTL	L	GDF	GF:GA	PTS
1	CZE	1	1	0	0	0	+2	3 : 1	3
2	CHN	1	0	0	0	1	-2	1 : 3	0
-	JPN	0							
-	SWE	0							
-	DEN	0							

	CHN	CZE	DEN	JPN	SWE
CHN	*****	1:3	FRI 04 FEB 12:10	SUN 06 FEB 16:40	MON 07 FEB 21:10
CZE	3:1	*****	MON 07 FEB 16:40	TUE 08 FEB 16:40	SAT 05 FEB 16:40
DEN	FRI 04 FEB 12:10	MON 07 FEB 16:40	*****	SAT 05 FEB 16:40	TUE 08 FEB 21:10
JPN	SUN 06 FEB 16:40	TUE 08 FEB 16:40	SAT 05 FEB 16:40	*****	THU 03 FEB 16:40
SWE	MON 07 FEB 21:10	SAT 05 FEB 16:40	TUE 08 FEB 21:10	THU 03 FEB 16:40	*****



Legend:

(G) Goals in tournament	*	Does not count for Plus/minus	+/- Plus/minus net	+A Assistant Captain
+C Captain	A	Assists	AVG Average time on ice / shift	D Defender
EQ Equal strength	ET/Res	Penalty end time/Result of game	F Forward	FO% Face-offs won as percentage
FO+ Face-offs won	FO-	Face-offs lost	FO+/- Face-offs net	G Goals
GA Goals against	GDF	Goal difference	GF Goals for	GK Goalkeeper
GP Games played	L	Losses	MIP Minutes in play (GK)	No. Jersey number
OT Overtime	OTL	Overtime losses	OTW Overtime wins	P Points
PIM Penalties in minutes	Pos.	Position	PP1 Power play - 1 player	PPG Power play goals
PTS Points	R	Rank	SHF Number of shifts	SHG Shorthanded goals
SOG Shots on goal	SVS	Saves	TOT Total	TPP Time on power play
TS Total shots	W	Wins		



Wukesong Sports Centre
 五棵松体育中心
 Centre sportif de Wukesong
THU 3 FEB 2022
 Start Time 12:10



Ice Hockey
 冰球 / Hockey sur glace
Women
 女子 / Femmes
Preliminary round - Group B, Game 1
 小组赛轮次 - B组 比赛 1 / Tour préliminaire - Groupe B, Match 1

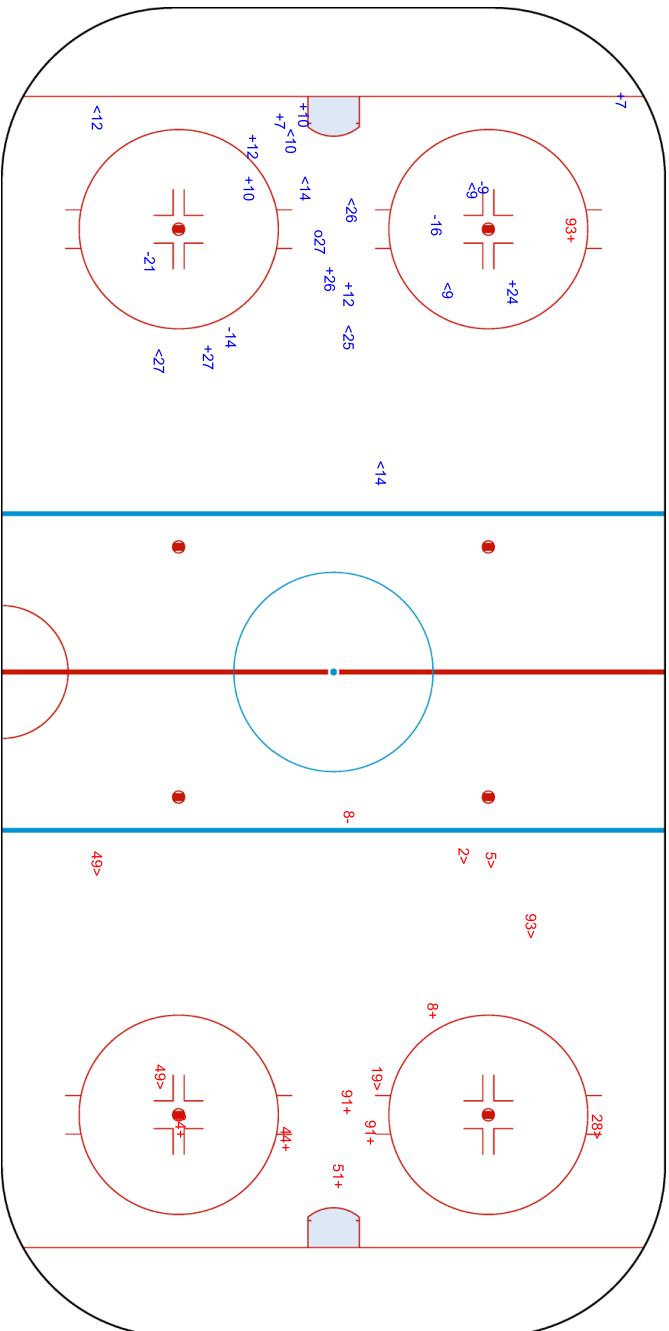
Shot Chart
 射门表 / Analyse des tirs
CZE - CHN

Shots by CZE
 Goals (G): 1
 SSP (-): 9
 SSG (+): 9
 SPG (-): 4

Shots by CHN
 Goals (G): 0
 SSP (-): 7
 SSG (+): 7
 SPG (-): 1

GK 88 of CHN

GK 29 of CZE





Wukesong Sports Centre
五棵松体育中心
Centre sportif de Wukesong

THU 3 FEB 2022
Start Time 12:10

Ice Hockey
冰球 / Hockey sur glace
Women
女子 / Femmes

Preliminary round - Group B, Game 1
小组赛轮次 - B组 比赛 1 / Tour préliminaire - Groupe B, Match 1

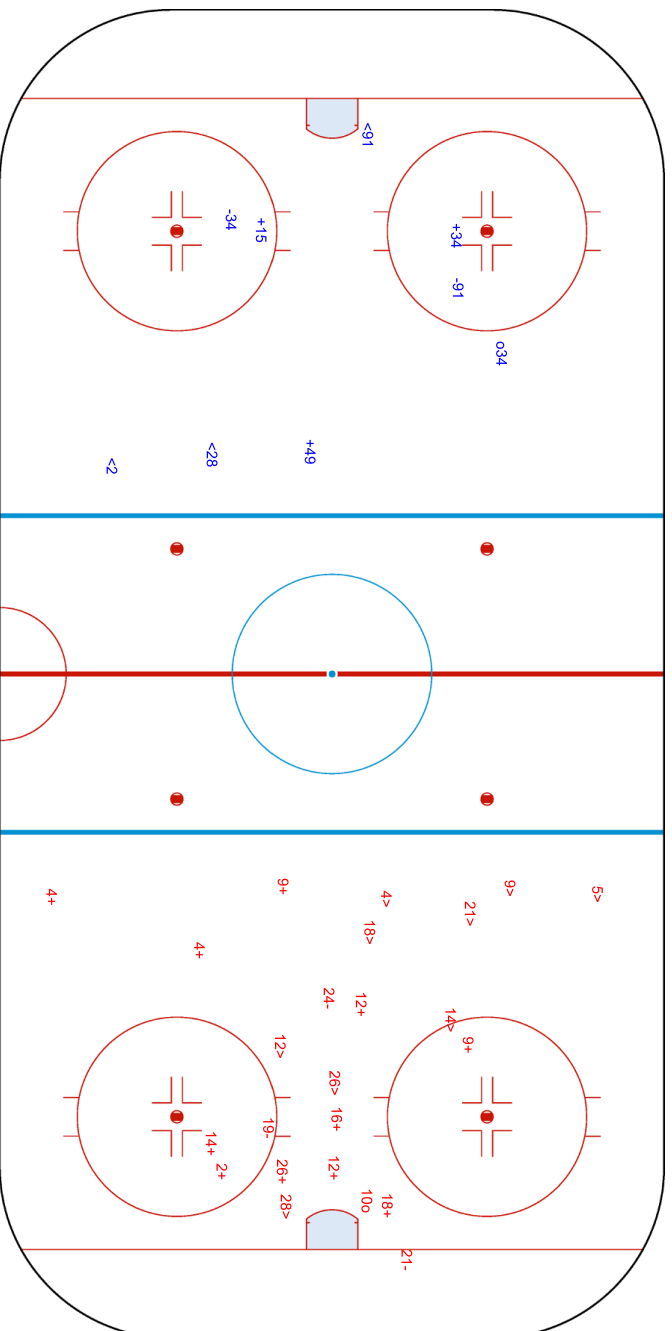


Shots by CHN
Goals (0): 1
SSP (-): 3

Shots by CZE
Goals (0): 1
SSP (-): 9

SSG (+): 3
SPG (-): 2
GK 29 of CZE

SSG (+): 11
SPG (-): 3
GK 88 of CHN





Wukesong Sports Centre
 五棵松体育中心
 Centre sportif de Wukesong

THU 3 FEB 2022
 Start Time 12:10



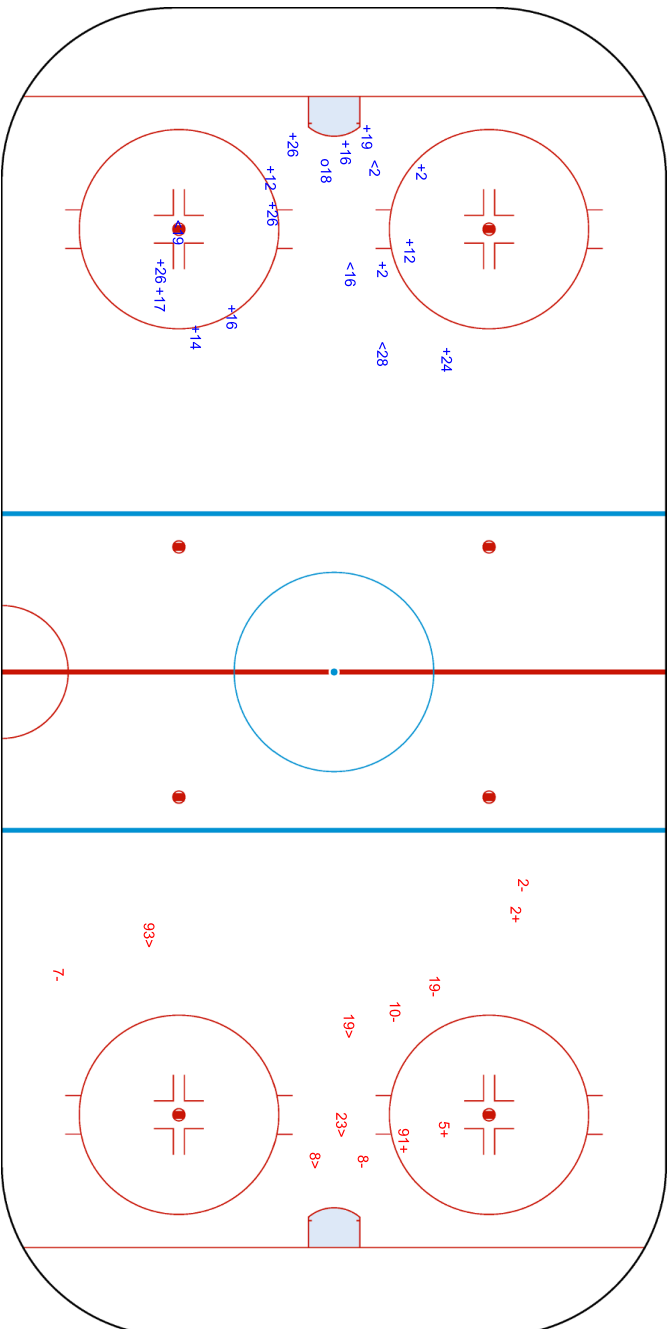
Ice Hockey Women
 冰球 / Hockey sur glace
Women
 女子 / Femmes
Preliminary round - Group B, Game 1
 小组赛轮次 - B组 比赛 1 / Tour préliminaire - Groupe B, Match 1

Shots by CZE
 Goals (0): 1
 SSP (-): 4
 SSG (+): 13
 SPG (-): 0

Shots by CHN
 Goals (0): 0
 SSP (-): 4
 SSG (+): 3
 SPG (-): 5

GK 88 of CHN
 018

GK 29 of CZE



Legend:	Goalkeeper	SPG	Shots past goal	SSG	Shots saved by goalkeeper	SSP	Shots saved by player
GK							





Face-off Chart
争球表 / Statistiques des mises en jeu

CZE - CHN

1st PERIOD

	CZE		CHN		CZE		CHN		Total wins all zones				
	Def. zone	Att. zone	Neutral zone	Neutral zone	Att. zone	Def. zone	Def. zone	Att. zone					
	- 18	+ 34	+ 16	- 34	- 12	+ 44			<table border="1"> <thead> <tr> <th>CZE</th> <th>CHN</th> </tr> </thead> <tbody> <tr> <td>5 / 42%</td> <td>7 / 58%</td> </tr> </tbody> </table>	CZE	CHN	5 / 42%	7 / 58%
CZE	CHN												
5 / 42%	7 / 58%												
	- 26	+ 34	+ 7	- 19	- 16	+ 34							
	- 7	+ 19	- 9	+ 34	+ 9	- 19							
					+ 16	- 34							
					- 21	+ 44							
					+ 7	- 44							
Total wins / period	0 / 0%	3 / 100%	2 / 67%	1 / 33%	3 / 50%	3 / 50%							

2nd PERIOD

	CZE		CHN		CZE		CHN		Total wins all zones				
	Def. zone	Att. zone	Neutral zone	Neutral zone	Att. zone	Def. zone	Def. zone	Att. zone					
	- 7	+ 34	- 18	+ 34	- 7	+ 34			<table border="1"> <thead> <tr> <th>CZE</th> <th>CHN</th> </tr> </thead> <tbody> <tr> <td>6 / 29%</td> <td>15 / 71%</td> </tr> </tbody> </table>	CZE	CHN	6 / 29%	15 / 71%
CZE	CHN												
6 / 29%	15 / 71%												
	+ 18	- 34	- 16	+ 44	- 18	+ 34							
	- 9	+ 19	- 16	+ 19	- 18	+ 34							
	+ 9	- 19	- 18	+ 44	+ 9	- 44							
					- 18	+ 44							
					+ 12	- 19							
					- 12	+ 19							
					- 18	+ 44							
					- 16	+ 34							
					- 9	+ 34							
					+ 16	- 34							
					+ 16	- 34							
					- 16	+ 34							
Total wins / period	2 / 50%	2 / 50%	0 / 0%	4 / 100%	4 / 31%	9 / 69%							

3rd PERIOD

	CZE		CHN		CZE		CHN		Total wins all zones				
	Def. zone	Att. zone	Neutral zone	Neutral zone	Att. zone	Def. zone	Def. zone	Att. zone					
	- 16	+ 34	+ 16	- 34	- 12	+ 44			<table border="1"> <thead> <tr> <th>CZE</th> <th>CHN</th> </tr> </thead> <tbody> <tr> <td>6 / 46%</td> <td>7 / 54%</td> </tr> </tbody> </table>	CZE	CHN	6 / 46%	7 / 54%
CZE	CHN												
6 / 46%	7 / 54%												
	- 9	+ 34	+ 9	- 44	+ 18	- 44							
	- 7	+ 34	- 9	+ 19	+ 16	- 19							
	+ 9	- 19	- 18	+ 98	- 18	+ 34							
					+ 18	- 34							
Total wins / period	1 / 25%	3 / 75%	2 / 50%	2 / 50%	3 / 60%	2 / 40%							

TOTAL

	CZE		CHN		CZE		CHN		Total wins all zones				
	Def. zone	Att. zone	Neutral zone	Neutral zone	Att. zone	Def. zone	Def. zone	Att. zone					
Total wins / game	3 / 27%	8 / 73%	4 / 36%	7 / 64%	10 / 42%	14 / 58%			<table border="1"> <thead> <tr> <th>CZE</th> <th>CHN</th> </tr> </thead> <tbody> <tr> <td>17 / 37%</td> <td>29 / 63%</td> </tr> </tbody> </table>	CZE	CHN	17 / 37%	29 / 63%
CZE	CHN												
17 / 37%	29 / 63%												



HEAD TO HEAD

		CHN								
No.	19	34	44	98	Tot.	wins CZE	Dz	Nz	Az	
CZE	7	1 - 1	0 - 3	1 - 0	6	2 33%	0 0%	1 100%	1 50%	
	9	3 - 2	0 - 3	2 - 0	10	5 50%	2 50%	1 33%	2 67%	
	12	1 - 1		0 - 2	4	1 25%			1 25%	
	16	1 - 1	5 - 4	0 - 1	12	6 50%	0 0%	2 50%	4 57%	
	18		2 - 5	1 - 3	0 - 1	12	3 25%	1 50%	0 0%	2 29%
	21			0 - 1		1	0 0%			0 0%
	26		0 - 1			1	0 0%	0 0%		
Tot.	11	23	11	1	46	17 37%	3 27%	4 36%	10 42%	
wins CHN	5 45%	16 70%	7 64%	1 100%	29 63%					
Dz	1 25%	8 67%	5 63%		14 58%					
Nz	2 67%	2 50%	2 67%	1 100%	7 64%					
Az	2 50%	6 86%			8 73%					

Legend:

Az Attacking zone **Dz** Defending zone **No.** Jersey number **Nz** Neutral zone **Tot.** Total face-offs played



Line-Ups

阵容 / Composition des équipes

CAN - SUI

Referees

84 ERMAK Daria (RUS) , 4 WIEGAND Anna (SUI)

Goalkeepers

Team: CAN

No.	Name
35	DESBIENS Ann-Renee
38	MASCHMEYER Emerance

Team Line-ups

Team: CAN (Black)

No.	Pos.	Name
3	D	LAROCQUE Jocelyne +A
14	D	FAST Renata
19	F	JENNER Brianne
26	F	CLARK Emily
29	F	POULIN Marie-Philip +C
<hr/>		
23	D	AMBROSE Erin
42	D	THOMPSON Claire
10	F	FILLIER Sarah
15	F	DAOUST Melodie
24	F	SPOONER Natalie
<hr/>		
21	D	BELL Ashton
28	D	ZANDEE-HART Micah
6	F	JOHNSTON Rebecca
20	F	NURSE Sarah
40	F	TURNBULL Blayre +A
<hr/>		
17	D	SHELTON Ella
7	F	STACEY Laura
11	F	SAULNIER Jill
27	F	MALTAIS Emma
47	F	RATTRAY Jamie Lee

Head Coach: RYAN Troy

NOT DRESSED:

50 GK CAMPBELL Kristen

Linespersons

68 LINNEK Lisa (GER) , 52 SAINIO Linnea (FIN)

Team: SUI

No.	Name
20	BRAENDLI Andrea
29	MAURER Saskia

Team: SUI (White)

No.	Pos.	Name
17	D	CHRISTEN Lara
22	D	LEEMANN Sinja
7	F	STALDER Lara +C
24	F	RYHNER Noemi
25	F	MULLER Alina +A
<hr/>		
16	D	VALLARIO Nicole
23	D	BULLO Nicole
14	F	RASELLI Evelina +A
21	F	ENZLER Rahel
26	F	RUEGG Dominique
<hr/>		
18	D	WETLI Stefanie
28	D	MARTI Alina
15	F	ZIMMERMANN Laura
88	F	STAENZ Phoebe
98	F	MOY Keely
<hr/>		
3	D	FORSTER Sarah
9	D	SIGRIST Shannon
8	F	QUENNEC Kaleigh
12	F	RUEDI Lisa
71	F	LUTZ Lena Marie

Head Coach: MULLER Colin

NOT DRESSED:

39 GK SPIES Caroline

Legend:

+A	Assistant Captain	+C	Captain	D	Defender	F	Forward
No.	Jersey number	Pos.	Position				



Graphical Line-ups

阵容图 / Alignments

CAN - SUI

Referees

84 ERMAK Daria (RUS) , 4 WIEGAND Anna (SUI)

Linespersons

68 LINNEK Lisa (GER) , 52 SAINIO Linnea (FIN)

Team: CAN - Canada (Black)

Head Coach: RYAN Troy

S1 35 DESBIENS Ann-Renee		
38 MASCHMEYER Emerance		
S2 3 LAROCQUE Jocelyne +A	S3 14 FAST Renata	
S5 26 CLARK Emily	S6 29 POULIN Marie-Philip +C	S4 19 JENNER Brianne
42 THOMPSON Claire		23 AMBROSE Erin
15 DAOUST Melodie	10 FILLIER Sarah	24 SPOONER Natalie
28 ZANDEE-HART Micah		21 BELL Ashton
20 NURSE Sarah	40 TURNBULL Blayre +A	6 JOHNSTON Rebecca
17 SHELTON Ella		47 RATTRAY Jamie Lee
11 SAULNIER Jill	27 MALTAIS Emma	7 STACEY Laura

Team: SUI - Switzerland (White)

Head Coach: MULLER Colin

S1 20 BRAENDLI Andrea		
29 MAURER Saskia		
S2 17 CHRISTEN Lara	S3 22 LEEMANN Sinja	
S5 24 RYHNER Noemi	S6 25 MULLER Alina +A	S4 7 STALDER Lara +C
16 VALLARIO Nicole		23 BULLO Nicole
21 ENZLER Rahel	14 RASELLI Evelina +A	26 RUEGG Dominique
18 WETLI Stefanie		28 MARTI Alina
15 ZIMMERMANN Laura	88 STAENZ Phoebe	98 MOY Keely
3 FORSTER Sarah		9 SIGRIST Shannon
71 LUTZ Lena Marie	12 RUEDI Lisa	8 QUENNEC Kaleigh

Legend:

+A Assistant Captain +C Captain Sn Starting position



Game Summary

比赛总结 / Résumé du match

REVISED
3 FEB 14:54

CAN - SUI 12 - 1 (3 - 0, 5 - 0, 4 - 1)

Spectators	Referees	Linespersons
821	84 ERMAK Daria (RUS) , 4 WIEGAND Anna (SUI)	68 LINNEK Lisa (GER) , 52 SAINIO Linnea (FIN)

Team Statistics

Period	Score	SVS	SOG	PIM	TPP	PPG	SHG
1	3 : 0	4 : 22	25 : 4	2 : 4	03:21 : 02:00	0 : 0	0 : 0
2	5 : 0	6 : 19	24 : 6	6 : 2	01:47 : 04:48	1 : 0	0 : 0
3	4 : 1	4 : 17	21 : 5	6 : 2	00:39 : 05:31	1 : 1	0 : 0
Total	12 : 1	14 : 58	70 : 15	14 : 8	05:47 : 12:19	2 : 1	0 : 0

1st Period

Action	Time	ET/Res	Team	Type	No.	Name	(G)	Name of Assistant(s) / Action Description
GK	00:00		SUI		20	BRAENDLI A		- Goalkeeper in
GK	00:00		CAN		35	DESBIENS AR		- Goalkeeper in
Goal	01:04	1 : 0	CAN	EQ	10	FILLIER S	(1)	24 SPOONER N On Ice CAN 35 10 15 23 24 42 SUI 20 14 16 21 23 26
Goal	07:55	2 : 0	CAN	EQ	10	FILLIER S	(2)	29 POULIN MP On Ice CAN 35 10 14 15 24 42 SUI 20 8 12 18 28 71
Penalty	08:15	10:15	CAN	2 min.	40	TURNBULL B		- Slashing
Goal	11:20	3 : 0	CAN	EQ	24	SPOONER N	(1)	10 FILLIER S On Ice CAN 35 10 15 23 24 42 23 AMBROSE E SUI 20 3 8 9 12 71
Penalty	16:39	18:39	SUI	2 min.	98	MOY K		- Tripping
Penalty	18:16	20:16	SUI	2 min.	20	BRAENDLI A		- Tripping / Served by: 71 LUTZ LM

2nd Period

Action	Time	ET/Res	Team	Type	No.	Name	(G)	Name of Assistant(s) / Action Description
Penalty	21:54	23:54	CAN	2 min.	28	ZANDEE-HART M		- Interference
Penalty	24:28	26:28	CAN	2 min.	28	ZANDEE-HART M		- Hooking
Goal	28:06	4 : 0	CAN	EQ	6	JOHNSTON R	(1)	42 THOMPSON C On Ice CAN 35 6 11 23 40 42 40 TURNBULL B SUI 20 12 14 21 23 26
Goal	28:21	5 : 0	CAN	EQ	7	STACEY L	(1)	21 BELL A On Ice CAN 35 7 11 23 27 42 SUI 20 15 18 28 88 98
Penalty	31:49	33:20	SUI	2 min.	3	FORSTER S		- Illegal Hit
Goal	33:20	6 : 0	CAN	PP1	24	SPOONER N	(2)	20 NURSE S On Ice CAN 35 20 24 28 42 47 42 THOMPSON C SUI 20 9 14 18 98 *
Goal	35:40	7 : 0	CAN	EQ	40	TURNBULL B	(1)	42 THOMPSON C On Ice CAN 35 3 6 20 40 42 6 JOHNSTON R SUI 20 14 16 21 23 26
Goal	37:02	8 : 0	CAN	EQ	7	STACEY L	(2)	17 SHELTON E On Ice CAN 35 7 11 17 27 28 SUI 20 14 18 21 26 28
Penalty	39:12	41:12	CAN	2 min.	14	FAST R		- Interference

3rd Period

Action	Time	ET/Res	Team	Type	No.	Name	(G)	Name of Assistant(s) / Action Description
Goal	46:14	9 : 0	CAN	EQ	40	TURNBULL B	(2)	47 RATTRAY JL On Ice CAN 35 6 17 28 40 47 24 SPOONER N SUI 20 15 17 21 22 88
Penalty	47:46	48:30	CAN	2 min.	23	AMBROSE E		- Interference on a Goalkeeper
Penalty	48:19	50:19	CAN	2 min.	20	NURSE S		- Tripping
Goal	48:30	9 : 1	SUI	PP2	7	STALDER L	(1)	17 CHRISTEN L On Ice CAN 35 3 26 40 SUI 20 7 17 25 26 88 *
Goal	53:46	10 : 1	CAN	EQ	21	BELL A	(1)	40 TURNBULL B On Ice CAN 35 6 17 20 21 40 6 JOHNSTON R SUI 20 7 14 22 24 25
Goal	56:20	11 : 1	CAN	EQ	42	THOMPSON C	(1)	6 JOHNSTON R On Ice CAN 35 6 17 20 21 42 20 NURSE S SUI 20 7 16 23 25 26
Penalty	57:19	59:19	CAN	2 min.	3	LAROCQUE J		- Tripping
Penalty	59:05	59:58	SUI	2 min.	98	MOY K		- Roughing
Goal	59:58	12 : 1	CAN	PP1	23	AMBROSE E	(1)	24 SPOONER N On Ice CAN 35 10 23 24 42 47 42 THOMPSON C SUI 20 12 17 22 71 *



National Indoor Stadium

国家体育馆
Palais national omnisports

THU 3 FEB 2022

Start Time 12:10
End Time 14:35

Ice Hockey

冰球 / Hockey sur glace

Women

女子 / Femmes

Preliminary round - Group A, Game 2

小组赛轮次 - A组, 比赛 2 / Tour préliminaire - Groupe A, Match 2



Action	Time	ET/Res	Team	Type	No.	Name	(G)	Name of Assistant(s) / Action Description
GK	60:00		CAN					35 DESBIENS AR - Goalkeeper out
GK	60:00		SUI					20 BRAENDLI A - Goalkeeper out

Goalkeeper Records

Team : CAN - Canada

No.	Name	SOG	SVS	MIP
35	DESBIENS Ann-Renee	15	14	60:00
38	MASCHMEYER Emerance			

Team : SUI - Switzerland

No.	Name	SOG	SVS	MIP
20	BRAENDLI Andrea	70	58	60:00
29	MAURER Saskia			

Game Statistics

Team : CAN (Black)

Head Coach : RYAN Troy

No.	Pos.	Name	Shots on Goal							Time on Ice												
			G	A	P	PIM	FO+	FO-	FO+/-	FO%	1	2	3	OT	TS	+/-	1	2	3	OT	TOT	SHF
3	D	LAROCQUE Jocelyne +A	0	0	0	2	0	0	0	0.00	0	0	1	1	+1	6:13	6:32	4:55		17:40	29	0:36
14	D	FAST Renata	0	0	0	2	0	0	0	0.00	0	1	1	2	+1	6:38	7:16	4:18		18:12	28	0:39
19	F	JENNER Brianne	0	0	0	0	6	0	6	100.00	2	1	2	5	0	6:46	6:12	5:08		18:06	24	0:45
26	F	CLARK Emily	0	0	0	0	0	0	0	0.00	0	1	1	2	0	3:25	7:03	5:28		15:56	25	0:38
29	F	POULIN Marie-Philip +C	0	1	1	0	8	7	1	53.33	2	1	1	4	0	7:29	7:02	3:54		18:25	26	0:42
10	F	FILLIER Sarah	2	1	3	0	7	3	4	70.00	4	4	2	10	+3	4:19	4:35	4:24		13:18	22	0:36
15	F	DAOUST Melodie	0	0	0	0	1	0	1	100.00	4	0	0	4	+3	4:26	2:27	0:00		6:53	12	0:34
23	D	AMBROSE Erin	1	1	2	2	0	0	0	0.00	0	0	1	1	+4	7:33	5:17	8:09		20:59	37	0:34
24	F	SPOONER Natalie	2	3	5	0	0	0	0	0.00	3	2	1	6	+3	4:59	3:50	4:33		13:22	23	0:34
42	D	THOMPSON Claire	1	4	5	0	0	0	0	0.00	1	0	2	3	+7	6:45	4:43	5:45		17:13	32	0:32
6	F	JOHNSTON Rebecca	1	3	4	0	0	0	0	0.00	2	4	0	6	+5	6:36	3:34	3:20		13:30	22	0:36
20	F	NURSE Sarah	0	2	2	2	2	2	0	50.00	0	1	1	2	+3	4:56	3:23	4:17		12:36	24	0:31
21	D	BELL Ashton	1	1	2	0	0	0	0	0.00	1	0	1	2	+2	2:11	4:30	5:54		12:35	21	0:35
28	D	ZANDEE-HART Micah	0	0	0	4	0	0	0	0.00	1	1	0	2	+2	6:02	4:41	5:58		16:41	29	0:34
40	F	TURNBULL Blayne +A	2	2	4	2	2	17	-15	10.53	3	2	2	7	+4	4:42	3:47	5:00		13:29	27	0:29
7	F	STACEY Laura	2	0	2	0	0	0	0	0.00	1	3	1	5	+2	4:22	5:01	4:12		13:35	19	0:42
11	F	SAULNIER Jill	0	0	0	0	0	3	-3	0.00	0	0	0	0	+3	3:14	4:04	4:57		12:15	23	0:31
17	D	SHELTON Ella	0	1	1	0	0	0	0	0.00	1	1	1	3	+4	1:51	4:22	5:23		11:36	20	0:34
27	F	MALTAIS Emma	0	0	0	0	2	6	-4	25.00	0	1	1	2	+2	2:41	3:42	4:04		10:27	20	0:31
47	F	RATTRAY Jamie Lee	0	1	1	0	0	0	0	0.00	0	1	2	3	+1	2:10	2:36	4:19		9:05	14	0:38
35	GK	DESBIENS Ann-Renee	0	0	0	0					0	0	0	0								
38	GK	MASCHMEYER Emerance	0	0	0	0					0	0	0	0								
Total			12	20	32	14	28	38	-10	42.42	25	24	21	70								

Team : SUI (White)

Head Coach : MULLER Colin

No.	Pos.	Name	Shots on Goal							Time on Ice												
			G	A	P	PIM	FO+	FO-	FO+/-	FO%	1	2	3	OT	TS	+/-	1	2	3	OT	TOT	SHF
7	F	STALDER Lara +C	1	0	1	0	0	0	0	0.00	1	1	2	4	-2	6:08	9:55	5:56		21:59	33	0:39
17	D	CHRISTEN Lara	0	1	1	0	0	0	0	0.00	0	0	0	0	-1	5:50	9:46	5:41		21:17	35	0:36
22	D	LEEMANN Sinja	0	0	0	0	0	0	0	0.00	0	0	0	0	-2	4:32	5:39	3:48		13:59	23	0:36
24	F	RYHNER Noemi	0	0	0	0	0	0	0	0.00	1	1	0	2	-1	6:43	5:21	5:00		17:04	29	0:35
25	F	MULLER Alina +A	0	0	0	0	18	10	8	64.29	0	2	1	3	-2	6:43	8:40	6:34		21:57	37	0:35
14	F	RASELLI Evelina +A	0	0	0	0	9	9	0	50.00	0	0	0	0	-5	5:00	6:13	6:41		17:54	28	0:38
16	D	VALLARIO Nicole	0	0	0	0	0	0	0	0.00	0	0	1	1	-3	3:41	4:43	5:49		14:13	24	0:35
21	F	ENZLER Rahel	0	0	0	0	0	0	0	0.00	1	0	0	1	-5	4:23	5:06	5:19		14:48	24	0:37
23	D	BULLO Nicole	0	0	0	0	0	0	0	0.00	0	0	0	0	-4	3:04	5:53	5:39		14:36	27	0:32
26	F	RUEGG Dominique	0	0	0	0	0	0	0	0.00	0	1	0	1	-5	3:25	4:34	5:27		13:26	28	0:28
15	F	ZIMMERMANN Laura	0	0	0	0	0	0	0	0.00	1	0	0	1	-2	2:16	2:23	3:34		8:13	15	0:32
18	D	WETLI Stefanie	0	0	0	0	0	0	0	0.00	0	0	0	0	-3	5:05	2:40	4:21		12:06	20	0:36
28	D	MARTI Alina	0	0	0	0	0	0	0	0.00	0	0	0	0	-3	4:59	2:06	3:30		10:35	20	0:31
88	F	STAEENZ Phoebe	0	0	0	0	8	5	3	61.54	0	0	1	1	-2	5:29	7:10	6:43		19:22	30	0:38
98	F	MOY Keely	0	0	0	4	1	0	1	100.00	0	1	0	1	-1	6:13	8:00	6:32		20:45	29	0:42
3	D	FORSTER Sarah	0	0	0	2	0	0	0	0.00	0	0	0	0	-1	5:16	2:07	2:05		9:28	16	0:35
8	F	QUENNEC Kaleigh	0	0	0	0	0	0	0	0.00	0	0	0	0	-2	2:51	0:00	3:07		5:58	8	0:44
9	D	SIGRIST Shannon	0	0	0	0	0	0	0	0.00	0	0	0	0	-1	5:41	2:26	6:26		14:33	24	0:36



Head Coach : MULLER Colin		Shots on Goal										Time on Ice											
No.	Pos.	Name	G	A	P	PIM	FO+	FO-	FO+/-	FO%	1	2	3	OT	TS	+/-	1	2	3	OT	TOT	SHF	AVG
12	F	RUEDI Lisa	0	0	0	0	2	4	-2	33.33	0	0	0	0	0	-3	3:46	2:54	2:16		8:56	12	0:44
71	F	LUTZ Lena Marie	0	0	0	0	0	0	0	0.00	0	0	0	0	0	-2	4:38	2:33	4:08		11:19	15	0:45
20	GK	BRAENDLI Andrea	0	0	0	2					0	0	0	0	0								
29	GK	MAURER Saskia	0	0	0	0					0	0	0	0	0								
Total			1	1	2	8	38	28	10	57.58	4	6	5	15									

Group A

R	Team	GP	W	OTW	OTL	L	GDF	GF : GA	PTS
1	CAN	1	1	0	0	0	+11	12 : 1	3
2	SUI	1	0	0	0	1	-11	1 : 12	0
-	USA	0							
-	FIN	0							
-	ROC	0							

	CAN	FIN	ROC	SUI	USA
CAN	*****	SAT 05 FEB 12:10	MON 07 FEB 12:10	12:1	TUE 08 FEB 12:10
FIN	SAT 05 FEB 12:10	*****	TUE 08 FEB 21:10	MON 07 FEB 21:10	THU 03 FEB 21:10
ROC	MON 07 FEB 12:10	TUE 08 FEB 21:10	*****	FRI 04 FEB 12:10	SAT 05 FEB 21:10
SUI	1:12	MON 07 FEB 21:10	FRI 04 FEB 12:10	*****	SUN 06 FEB 21:10
USA	TUE 08 FEB 12:10	THU 03 FEB 21:10	SAT 05 FEB 21:10	SUN 06 FEB 21:10	*****

Legend:

(G) Goals in tournament	*	Does not count for Plus/minus	+/-	Plus/minus net	+A	Assistant Captain
+C Captain	A	Assists	AVG	Average time on ice / shift	D	Defender
EQ Equal strength	ET/Res	Penalty end time/Result of game	F	Forward	FO%	Face-offs won as percentage
FO+ Face-offs won	FO-	Face-offs lost	FO+/-	Face-offs net	G	Goals
GA Goals against	GDF	Goal difference	GF	Goals for	GK	Goalkeeper
GP Games played	L	Losses	MIP	Minutes in play (GK)	No.	Jersey number
OT Overtime	OTL	Overtime losses	OTW	Overtime wins	P	Points
PIM Penalties in minutes	Pos.	Position	PP1	Power play - 1 player	PP2	Power play - 2 players
PPG Power play goals	PTS	Points	R	Rank	SHF	Number of shifts
SHG Shorthanded goals	SOG	Shots on goal	SVS	Saves	TOT	Total
TPP Time on power play	TS	Total shots	W	Wins		

REVISED

Revised after video review on 11th goal Team CAN. The 2nd assist credited to #20 NURSE Sarah
Correction on spectators



National Indoor Stadium
 国家体育馆
 Palais national omnisports

THU 3 FEB 2022
 Start Time 12:10

Ice Hockey
 冰球 / Hockey sur glace

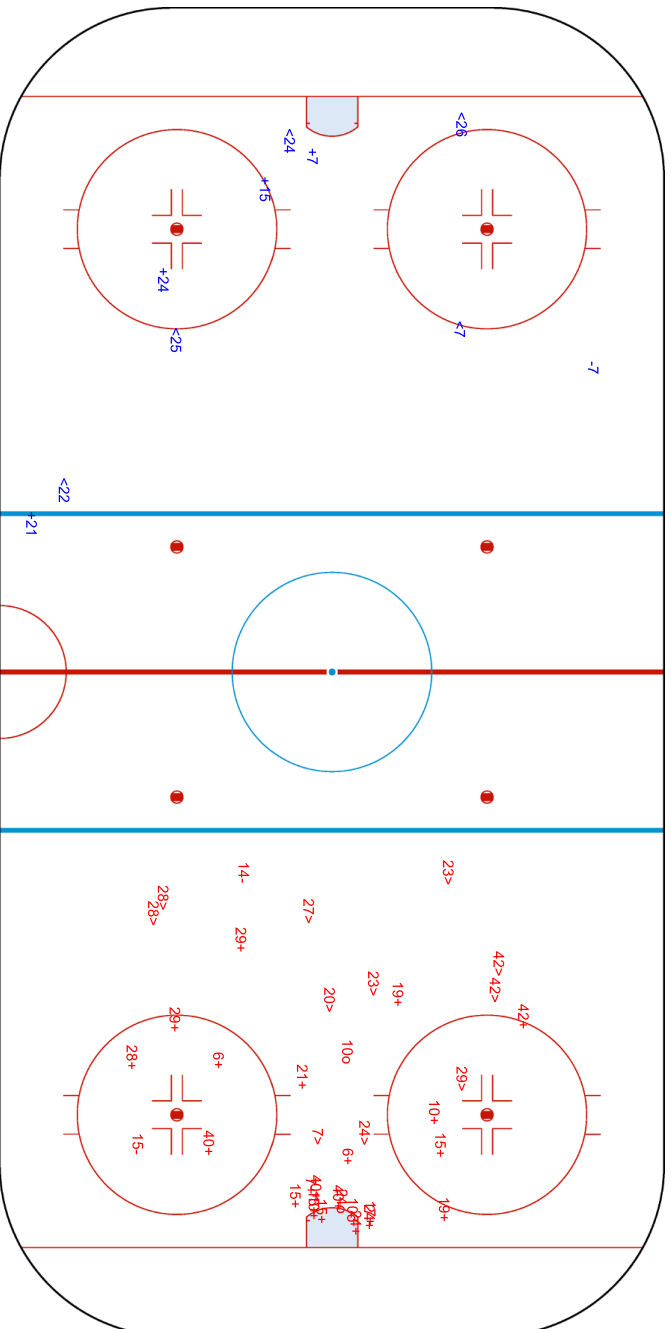
Women
 女子 / Femmes
Preliminary round - Group A, Game 2
 小组赛轮次 - A组, 比赛 2 / Tour préliminaire - Groupe A, Match 2



Shot Chart
 射门表 / Analyse des tirs

CAN - SUI

CAN **1st Period** **SUI**



Shots by SUI
 Goals (o): 0
 SSP (-): 5

Shots by CAN
 Goals (o): 3
 SSP (-): 11

SSG (+): 4
 SPG (-): 1

SSG (+): 22
 SPG (-): 2

GK 35 of CAN

GK 20 of SUI

REVISED
 19 FEB 19:04



National Indoor Stadium
 国家体育馆
 Palais national omnisports

THU 3 FEB 2022
 Start Time 12:10



Ice Hockey
 冰球 / Hockey sur glace
Women
 女子 / Femmes

Preliminary round - Group A, Game 2

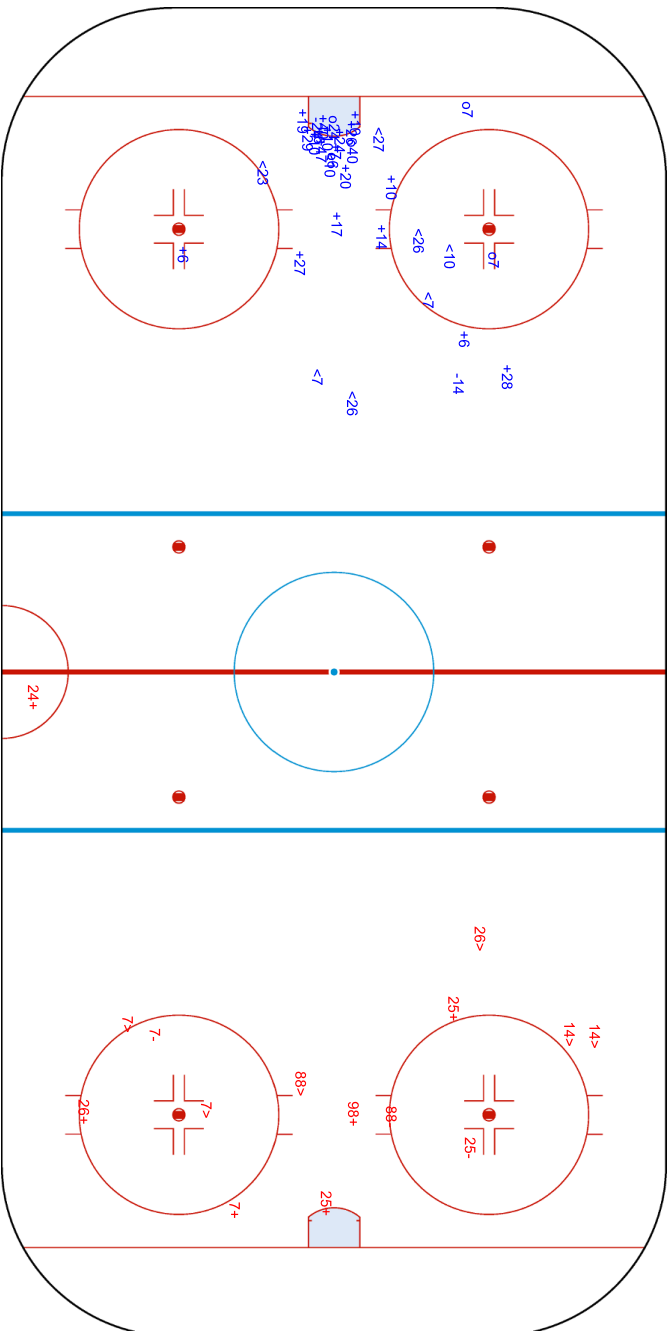
小组赛轮次 - A组, 比赛 2 / Tour préliminaire - Groupe A, Match 2

Shots by CAN Goals (o): 5 SSP (-): 8 SSG (+): 19 SPG (-): 2

06	07
0224	040

GK 20 of SUI	GK 35 of CAN
--------------	--------------

Shots by SUI Goals (o): 0 SSP (-): 6 SSG (+): 6 SPG (-): 3





National Indoor Stadium
 国家体育馆
 Palais national omnisports

THU 3 FEB 2022
 Start Time 12:10

Ice Hockey
 冰球 / Hockey sur glace

Women
 女子 / Femmes

Preliminary round - Group A, Game 2
 小组赛轮次 - A组, 比赛 2 / Tour préliminaire - Groupe A, Match 2


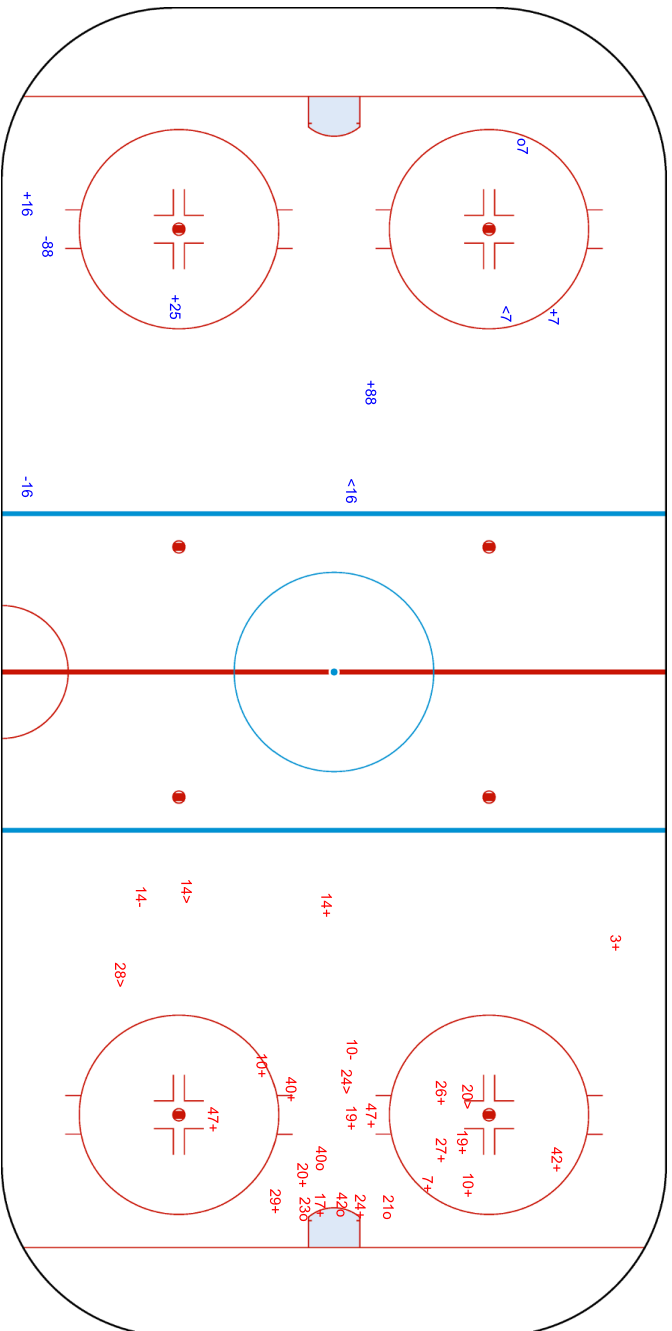


Shots by SUI
 Goals (0): 1
 SSP (-): 2

Shots by CAN
 Goals (0): 4
 SSP (-): 4

GK 35 of CAN

GK 20 of SUI



Legend:
 GK Goalkeeper SPG Shots past goal SSG Shots saved by goalkeeper SSP Shots saved by player

REVISED
 Revised to correct Shot Chart Goal Scorer to match with the Game Summary.





Face-off Chart

争球表 / Statistiques des mises en jeu

CAN - SUI

1st PERIOD

	CAN		SUI		CAN		SUI		Total wins all zones
	Def. zone	Att. zone	Neutral zone	Neutral zone	Att. zone	Def. zone	Def. zone	Att. zone	
	- 10	+ 14	+ 29	- 25	- 40	+ 88			
	- 10	+ 14	+ 40	- 88	+ 10	- 25			
	+ 10	- 25	- 29	+ 25	+ 19	- 88			
	+ 19	- 25	- 40	+ 88	- 40	+ 25			
	- 20	+ 25	- 11	+ 14	- 29	+ 14			
	+ 10	- 12	- 29	+ 88	+ 29	- 25			
	- 40	+ 88	- 40	+ 14	+ 29	- 14			
					+ 15	- 25			
Total wins / period	3 / 43%	4 / 57%	2 / 29%	5 / 71%	5 / 63%	3 / 37%			CAN 10 / 45% SUI 12 / 55%

2nd PERIOD

	CAN		SUI		CAN		SUI		Total wins all zones
	Def. zone	Att. zone	Neutral zone	Neutral zone	Att. zone	Def. zone	Def. zone	Att. zone	
	- 40	+ 25	- 29	+ 25	+ 29	- 25			
	- 40	+ 25	- 27	+ 25	+ 10	- 14			
	- 29	+ 98	- 27	+ 88	- 10	+ 88			
	- 27	+ 25	- 29	+ 25	- 40	+ 25			
			- 40	+ 14	+ 27	- 88			
			- 40	+ 14	+ 19	- 12			
			- 27	+ 25	+ 29	- 88			
			- 40	+ 25	+ 27	- 14			
			- 29	+ 25					
Total wins / period	0 / 0%	4 / 100%	0 / 0%	9 / 100%	6 / 75%	2 / 25%			CAN 6 / 29% SUI 15 / 71%

3rd PERIOD

	CAN		SUI		CAN		SUI		Total wins all zones
	Def. zone	Att. zone	Neutral zone	Neutral zone	Att. zone	Def. zone	Def. zone	Att. zone	
	+ 19	- 14	- 40	+ 25	- 40	+ 12			
	+ 29	- 14	+ 40	- 12	+ 29	- 14			
	+ 19	- 14	- 11	+ 25	+ 29	- 25			
	- 40	+ 88	+ 10	- 14	- 40	+ 25			
	+ 19	- 14	- 40	+ 14	+ 20	- 25			
	+ 10	- 88	- 27	+ 12	- 27	+ 88			
	- 40	+ 25			+ 20	- 25			
	- 11	+ 14			+ 10	- 12			
					- 20	+ 25			
Total wins / period	5 / 63%	3 / 37%	2 / 33%	4 / 67%	5 / 56%	4 / 44%			CAN 12 / 52% SUI 11 / 48%

TOTAL



Total wins / game	CAN	SUI	Neutral zone		CAN	SUI	Total wins all zones	
	Def. zone	Att. zone			Att. zone	Def. zone	CAN	SUI
	8 / 42%	11 / 58%			16 / 64%	9 / 36%	28 / 42%	38 / 58%

HEAD TO HEAD

No.	SUI					Tot.	wins CAN	Dz	Nz	Az	
	12	14	25	88	98						
CAN	10	2 - 0	2 - 2	2 - 0	1 - 1	10	7 70%	3 60%	1 100%	3 75%	
	11		0 - 2	0 - 1		3	0 0%	0 0%	0 0%		
	15			1 - 0		1	1 100%			1 100%	
	19	1 - 0	3 - 0	1 - 0	1 - 0	6	6 100%	4 100%		2 100%	
	20			2 - 2		4	2 50%	0 0%		2 67%	
	27	0 - 1	1 - 0	0 - 3	1 - 2	8	2 25%	0 0%	0 0%	2 67%	
	29		3 - 1	4 - 4	1 - 1	0 - 1	15	8 53%	1 50%	1 17%	6 86%
	40	1 - 1	0 - 4	0 - 8	1 - 4	19	2 11%	0 0%	2 22%	0 0%	
Tot.	6	18	28	13	1	66	28 42%	8 42%	4 18%	16 64%	
wins SUI	2 33%	9 50%	18 64%	8 62%	1 100%	38 58%					
Dz	1 33%	1 20%	4 36%	3 50%		9 36%					
Nz	1 50%	5 83%	9 90%	3 75%		18 82%					
Az	0 0%	3 43%	5 71%	2 67%	1 100%	11 58%					

Legend:

Az Attacking zone **Dz** Defending zone **No.** Jersey number **Nz** Neutral zone **Tot.** Total face-offs played



Line-Ups

阵容 / Composition des équipes

SWE - JPN

Referees

3 LIEFFERS Cianna (CAN) , 22 MANTHA Elizabeth (CAN)

Linespersons

69 HANLEY Kendall (USA) , 61 MOKHOVA Diana (RUS)

Goalkeepers

Team: SWE

No. Name

30 SODERBERG Emma
35 BOMAN Ida

Team: JPN

No. Name

1 FUJIMOTO Nana
30 KONISHI Akane

Team Line-ups

Team: SWE (Yellow)

No. Pos. Name

10 D WAXIN Mina
12 D NYLEN-PERSSON Maja +A
17 F LUNDIN Sofie
24 F WIKNER-ZIENKIEWICZ Felizia
28 F LOWENHIELM Michelle +C

5 D FALLMAN Johanna
9 D ADOLFSSON Jessica
11 F BOUVENG Josefin
22 F PETERSON Linn
27 F NORDIN Emma

3 D KJELLBIN Anna +A
8 D BERGLUND Ebba
13 F MUREN Emma
16 F JOHANSSON Linnea
25 F LJUNGBLOM Lina

4 D ANDERSSON Linnea
20 D BERGSTROM Paula
15 F JOHANSSON Lisa
19 F HJALMARSSON Sara
29 F CARLSSON Olivia

Head Coach: LUNDBERG Ulf

NOT DRESSED:

1 GK AKER Agnes

Team: JPN (Black)

No. Pos. Name

3 D SHIGA Aoi
4 D TOKO Ayaka +A
14 F TOKO Haruka
15 F UKITA Rui
16 F SHIGA Akane

2 D KOIKE Shiori
8 D HOSOYAMADA Akane +A
10 F YONEYAMA Haruna
11 F MIURA Mei
23 F YAMASHITA Hikaru

6 D SUZUKI Sena
7 D KAWASHIMA Yukiko
12 F OSAWA Chiho +C
18 F TAKA Suzuka
27 F KOYAMA Remi

28 D YAMASHITA Shiori
13 F FUJIMOTO Moeko
19 F OTAKI Chika
21 F KUBO Hanae
22 F SHISHIUCHI Miho

Head Coach: IIZUKA Yuji

NOT DRESSED:

20 GK MASUHARA Miyuu

Legend:

+A	Assistant Captain	+C	Captain	D	Defender	F	Forward
No.	Jersey number	Pos.	Position				



Graphical Line-ups
阵容图 / Alignments

SWE - JPN

Referees

3 LIEFFERS Cianna (CAN) , 22 MANTHA Elizabeth (CAN)

Linespersons

69 HANLEY Kendall (USA) , 61 MOKHOVA Diana (RUS)

Team: SWE - Sweden (Yellow)

Head Coach: LUNDBERG Ulf

S1 30 SODERBERG Emma		
35 BOMAN Ida		
S2 10 WAXIN Mina	S3 12 NYLEN-PERSSON Maja +A	
S4 17 LUNDIN Sofie	S6 28 LOWENHIELM Michelle +C	S5 24 WIKNER-ZIENKIEWICZ Felizia
9 ADOLFSSON Jessica		5 FALLMAN Johanna
11 BOUVENG Josefin	27 NORDIN Emma	22 PETERSON Linn
8 BERGLUND Ebba		3 KJELLBIN Anna +A
13 MUREN Emma	16 JOHANSSON Linnea	25 LJUNGBLOM Lina
20 BERGSTROM Paula		4 ANDERSSON Linnea
15 JOHANSSON Lisa	19 HJALMARSSON Sara	29 CARLSSON Olivia

Team: JPN - Japan (Black)

Head Coach: IIZUKA Yuji

S1 1 FUJIMOTO Nana		
30 KONISHI Akane		
S2 3 SHIGA Aoi	S3 4 TOKO Ayaka +A	
S5 15 UKITA Rui	S4 14 TOKO Haruka	S6 16 SHIGA Akane
2 KOIKE Shiori		8 HOSoyAMADA Akane +A
23 YAMASHITA Hikaru	10 YONEYAMA Haruna	11 MIURA Mei
7 KAWASHIMA Yukiko		6 SUZUKI Sena
27 KOYAMA Remi	18 TAKA Suzuka	12 OSAWA Chiho +C
28 YAMASHITA Shiori		19 OTAKI Chika
21 KUBO Hanae	13 FUJIMOTO Moeko	22 SHISHIUCHI Miho

Legend:

+A Assistant Captain **+C** Captain **Sn** Starting position



Game Summary

比赛总结 / Résumé du match

SWE - JPN 1 - 3 (0 - 1, 1 - 0, 0 - 2)

Spectators	Referees	Linespersons
482	3 LIEFFERS Cianna (CAN), 22 MANTHA Elizabeth (CAN)	69 HANLEY Kendall (USA), 61 MOKHOVA Diana (RUS)

Team Statistics

Period	Score	SVS	SOG	PIM	TPP	PPG	SHG
1	0 : 1	14 : 8	8 : 15	2 : 2	02:00 : 02:00	0 : 0	0 : 0
2	1 : 0	15 : 6	7 : 15	2 : 0	00:00 : 02:00	0 : 0	0 : 0
3	0 : 2	8 : 12	12 : 10	2 : 2	02:00 : 00:00	0 : 0	0 : 0
Total	1 : 3	37 : 26	27 : 40	6 : 4	04:00 : 04:00	0 : 0	0 : 0

1st Period

Action	Time	ET/Res	Team	Type	No.	Name	(G)	Name of Assistant(s) / Action Description
GK	00:00		SWE		30	SODERBERG E		- Goalkeeper in
GK	00:00		JPN		1	FUJIMOTO N		- Goalkeeper in
Penalty	04:12	06:12	JPN	2 min.		- Team penalty		- Too Many Players / Served by: 23 YAMASHITA H
Penalty	11:58	13:58	SWE	2 min.	17	LUNDIN S		- Hooking
Goal	19:13	0 : 1	JPN	EQ	2	KOIKE S	(1)	21 KUBO H On Ice SWE 30 3 8 11 22 27 12 OSAWA C JPN 1 2 8 12 18 21

2nd Period

Action	Time	ET/Res	Team	Type	No.	Name	(G)	Name of Assistant(s) / Action Description
Goal	20:30	1 : 1	SWE	EQ	12	NYLEN-PERSSON M	(1)	24 WIKNER-ZIENKIEWICZ On Ice SWE 30 10 12 17 24 28 F JPN 1 3 4 14 15 16
Penalty	24:09	26:09	SWE	2 min.	8	BERGLUND E		- Illegal Hit

3rd Period

Action	Time	ET/Res	Team	Type	No.	Name	(G)	Name of Assistant(s) / Action Description
Goal	44:03	1 : 2	JPN	EQ	15	UKITA R	(1)	16 SHIGA A On Ice SWE 30 8 10 11 15 27 3 SHIGA A JPN 1 3 4 14 15 16
Penalty	47:17	49:17	JPN	2 min.		- Team penalty		- Delaying the Game / Served by: 23 YAMASHITA H
Time-out	57:40		SWE					
GK	57:40		SWE					30 SODERBERG E - Goalkeeper out
Goal	58:59	1 : 3	JPN	EQ	10	YONEYAMA H	(1)	27 KOYAMA R On Ice SWE 10 12 15 17 24 28 8 HOSOYAMADA A JPN 1 2 8 10 12 27
GK	58:59		SWE		30	SODERBERG E		- Goalkeeper in
Penalty	60:00	60:00	SWE	2 min.	16	JOHANSSON L		- Slashing
GK	60:00		SWE					30 SODERBERG E - Goalkeeper out
GK	60:00		JPN					1 FUJIMOTO N - Goalkeeper out

Goalkeeper Records

Team : SWE - Sweden

Team : JPN - Japan

No.	Name	SOG	SVS	MIP
30	SODERBERG Emma	39	37	58:41
35	BOMAN Ida			
1	FUJIMOTO Nana	27	26	60:00
30	KONISHI Akane			

Game Statistics

Team : SWE (Yellow)																							
Head Coach : LUNDBERG Ulf																							
										Shots on Goal			Time on Ice										
No.	Pos.	Name	G	A	P	PIM	FO+	FO-	FO+/-	FO%	1	2	3	OT	TS	+/-	1	2	3	OT	TOT	SHF	AVG
10	D	WAXIN Mina	0	0	0	0	0	0	0	0.00	0	0	0	0	0	-1	6:08	6:19	9:05		21:32	34	0:38
12	D	NYLEN-PERSSON Maja +A	1	0	1	0	0	0	0	0.00	0	1	2	3	0	5:22	7:13	9:32		22:07	34	0:39	
17	F	LUNDIN Sofie	0	0	0	2	0	0	0	0.00	0	0	0	0	0	7:11	6:20	7:38		21:09	29	0:43	
24	F	WIKNER-ZIENKIEWICZ Felizia	0	1	1	0	0	0	0	0.00	1	2	1	4	0	5:12	5:43	6:09		17:04	29	0:35	
28	F	LOWENHIELM Michelle +C	0	0	0	0	10	10	0	50.00	1	3	1	5	0	6:22	6:32	7:08		20:02	27	0:44	



Head Coach : LUNDBERG Ulf		Shots on Goal											Time on Ice										
No.	Pos.	Name	G	A	P	PIM	FO+	FO-	FO+/-	FO%	1	2	3	OT	TS	+/-	1	2	3	OT	TOT	SHF	AVG
5	D	FALLMAN Johanna	0	0	0	0	0	0	0	0.00	1	0	0	1	0	6:19	6:02	6:16		18:37	28	0:39	
9	D	ADOLFSSON Jessica	0	0	0	0	0	0	0	0.00	0	0	0	0	0	7:05	6:35	7:14		20:54	31	0:40	
11	F	BOUVENG Josefin	0	0	0	0	0	0	0	0.00	1	0	2	3	-2	4:41	4:56	8:29		18:06	23	0:47	
22	F	PETERSON Linn	0	0	0	0	0	0	0	0.00	0	0	0	0	-1	4:50	2:12	0:00		7:02	11	0:38	
27	F	NORDIN Emma	0	0	0	0	7	7	0	50.00	1	0	1	2	-2	4:30	4:50	8:16		17:36	25	0:42	
3	D	KJELLBIN Anna +A	0	0	0	0	0	0	0	0.00	0	0	0	0	-1	5:59	6:32	2:41		15:12	24	0:38	
8	D	BERGLUND Ebba	0	0	0	2	0	0	0	0.00	0	1	0	1	-2	6:00	6:06	2:11		14:17	24	0:35	
13	F	MUREN Emma	0	0	0	0	2	0	2	100.00	0	0	0	0	0	5:44	5:23	1:22		12:29	16	0:46	
16	F	JOHANSSON Linnea	0	0	0	2	5	7	-2	41.67	1	0	1	2	0	5:06	5:16	6:55		17:17	22	0:47	
25	F	LJUNGBLOM Lina	0	0	0	0	3	1	2	75.00	1	0	2	3	0	5:31	5:04	7:00		17:35	23	0:45	
4	D	ANDERSSON Linnea	0	0	0	0	0	0	0	0.00	0	0	0	0	0	0:00	1:04	0:00		1:04	1	1:04	
15	F	JOHANSSON Lisa	0	0	0	0	0	0	0	0.00	1	0	0	1	-2	4:38	5:47	7:33		17:58	23	0:46	
19	F	HJALMARSSON Sara	0	0	0	0	3	5	-2	37.50	0	0	0	0	0	3:28	2:08	0:00		5:36	7	0:48	
20	D	BERGSTROM Paula	0	0	0	0	0	0	0	0.00	0	0	0	0	0	0:00	0:00	0:00		0:00	0	0:00	
29	F	CARLSSON Olivia	0	0	0	0	0	0	0	0.00	0	0	2	2	0	3:11	3:03	2:22		8:36	11	0:46	
30	GK	SODERBERG Emma	0	0	0	0					0	0	0	0									
35	GK	BOMAN Ida	0	0	0	0					0	0	0	0									
Total			1	1	2	6	30	30	0	50.00	8	7	12	27									

Team : JPN (Black)

Head Coach : IIZUKA Yuji		Shots on Goal											Time on Ice										
No.	Pos.	Name	G	A	P	PIM	FO+	FO-	FO+/-	FO%	1	2	3	OT	TS	+/-	1	2	3	OT	TOT	SHF	AVG
3	D	SHIGA Aoi	0	1	1	0	0	0	0	0.00	0	1	0	1	0	9:08	11:04	11:57		32:09	38	0:50	
4	D	TOKO Ayaka +A	0	0	0	0	0	0	0	0.00	2	0	0	2	0	9:26	9:43	12:37		31:46	37	0:51	
14	F	TOKO Haruka	0	0	0	0	11	14	-3	44.00	3	3	0	6	0	6:39	10:05	9:10		25:54	34	0:45	
15	F	UKITA Rui	1	0	1	0	0	0	0	0.00	0	1	2	3	0	7:15	9:46	10:12		27:13	34	0:48	
16	F	SHIGA Akane	0	1	1	0	0	0	0	0.00	0	3	1	4	0	9:06	10:25	8:24		27:55	33	0:50	
2	D	KOIKE Shiori	1	0	1	0	0	0	0	0.00	3	1	1	5	+2	7:05	6:33	5:28		19:06	33	0:34	
8	D	HOSOYAMADA Akane +A	0	1	1	0	0	0	0	0.00	1	1	0	2	+2	7:21	6:40	5:52		19:53	34	0:35	
10	F	YONEYAMA Haruna	1	0	1	0	11	9	2	55.00	2	0	3	5	+1	6:36	5:54	4:42		17:12	30	0:34	
11	F	MIURA Mei	0	0	0	0	0	0	0	0.00	0	0	0	0	0	3:44	0:44	0:00		4:28	6	0:44	
23	F	YAMASHITA Hikaru	0	0	0	0	0	0	0	0.00	1	0	0	1	0	3:57	5:13	3:55		13:05	27	0:29	
6	D	SUZUKI Sena	0	0	0	0	0	0	0	0.00	0	1	0	1	0	4:44	2:28	2:05		9:17	15	0:37	
7	D	KAWASHIMA Yukiko	0	0	0	0	0	0	0	0.00	0	0	1	1	0	2:23	3:16	1:54		7:33	14	0:32	
12	F	OSAWA Chiho +C	0	1	1	0	0	0	0	0.00	2	0	1	3	+2	8:23	4:42	5:54		18:59	26	0:43	
18	F	TAKA Suzuka	0	0	0	0	8	7	1	53.33	1	1	1	3	+1	6:14	4:00	6:04		16:18	23	0:42	
27	F	KOYAMA Remi	0	1	1	0	0	0	0	0.00	0	1	0	1	+1	2:30	3:11	6:00		11:41	20	0:35	
13	F	FUJIMOTO Moeko	0	0	0	0	0	0	0	0.00	0	0	0	0	0	0:00	0:00	0:00		0:00	0	0:00	
19	F	OTAKI Chika	0	0	0	0	0	0	0	0.00	0	0	0	0	0	0:00	0:00	0:00		0:00	0	0:00	
21	F	KUBO Hanae	0	1	1	0	0	0	0	0.00	0	2	0	2	+1	3:07	4:33	2:00		9:40	14	0:41	
22	F	SHISHIUCHI Miho	0	0	0	0	0	0	0	0.00	0	0	0	0	0	0:00	1:37	1:26		3:03	5	0:36	
28	D	YAMASHITA Shiori	0	0	0	0	0	0	0	0.00	0	0	0	0	0	0:00	0:00	0:00		0:00	0	0:00	
1	GK	FUJIMOTO Nana	0	0	0	0					0	0	0	0									
30	GK	KONISHI Akane	0	0	0	0					0	0	0	0									
Total			3	6	9	0	30	30	0	50.00	15	15	10	40									

Group B

R	Team	GP	W	OTW	OTL	L	GDF	GF:GA	PTS
1	JPN	1	1	0	0	0	+2	3 : 1	3
2	CZE	1	1	0	0	0	+2	3 : 1	3
3	SWE	1	0	0	0	1	-2	1 : 3	0
4	CHN	1	0	0	0	1	-2	1 : 3	0
-	DEN	0							

	CHN	CZE	DEN	JPN	SWE
CHN	*****	1:3	FRI 04 FEB 12:10	SUN 06 FEB 16:40	MON 07 FEB 21:10
CZE	3:1	*****	MON 07 FEB 16:40	TUE 08 FEB 16:40	SAT 05 FEB 16:40
DEN	FRI 04 FEB 12:10	MON 07 FEB 16:40	*****	SAT 05 FEB 16:40	TUE 08 FEB 21:10
JPN	SUN 06 FEB 16:40	TUE 08 FEB 16:40	SAT 05 FEB 16:40	*****	3:1
SWE	MON 07 FEB 21:10	SAT 05 FEB 16:40	TUE 08 FEB 21:10	1:3	*****



Legend:

(G) Goals in tournament	+/- Plus/minus net	+A Assistant Captain	+C Captain
A Assists	AVG Average time on ice / shift	D Defender	ENG Empty net goal
EQ Equal strength	ET/Res Penalty end time/Result of game	F Forward	FO% Face-offs won as percentage
FO+ Face-offs won	FO- Face-offs lost	FO+/- Face-offs net	G Goals
GA Goals against	GDF Goal difference	GF Goals for	GK Goalkeeper
GP Games played	L Losses	MIP Minutes in play (GK)	No. Jersey number
OT Overtime	OTL Overtime losses	OTW Overtime wins	P Points
PIM Penalties in minutes	Pos. Position	PPG Power play goals	PTS Points
R Rank	SHF Number of shifts	SHG Shorthanded goals	SOG Shots on goal
SVS Saves	TOT Total	TPP Time on power play	TS Total shots
W Wins			



Shot Chart
 射门表 / Analyse des tirs
 SWE - JPN

Shots by SWE
 Goals (G): 0
 SSP (-): 2
 SSG (+): 8
 SPG (-): 4

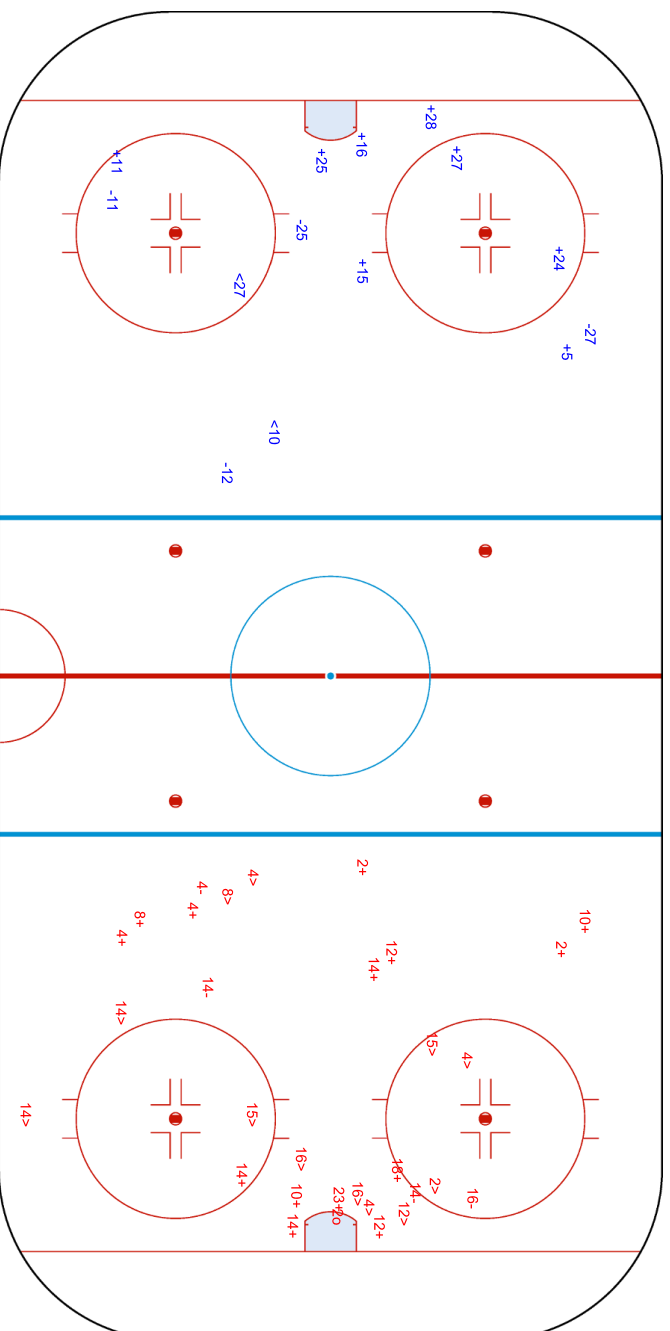


1st Period



Shots by JPN
 Goals (G): 1
 SSP (-): 12
 SSG (+): 14
 SPG (-): 4

GK 1 of JPN



GK 30 of SWE



Wukesong Sports Centre
 五棵松体育中心
 Centre sportif de Wukesong

THU 3 FEB 2022
 Start Time 16:40

Ice Hockey
 冰球 / Hockey sur glace

Women
 女子 / Femmes

Preliminary round - Group B, Game 3
 小组赛轮次 - B组, 比赛 3 / Tour préliminaire - Groupe B, Match 3

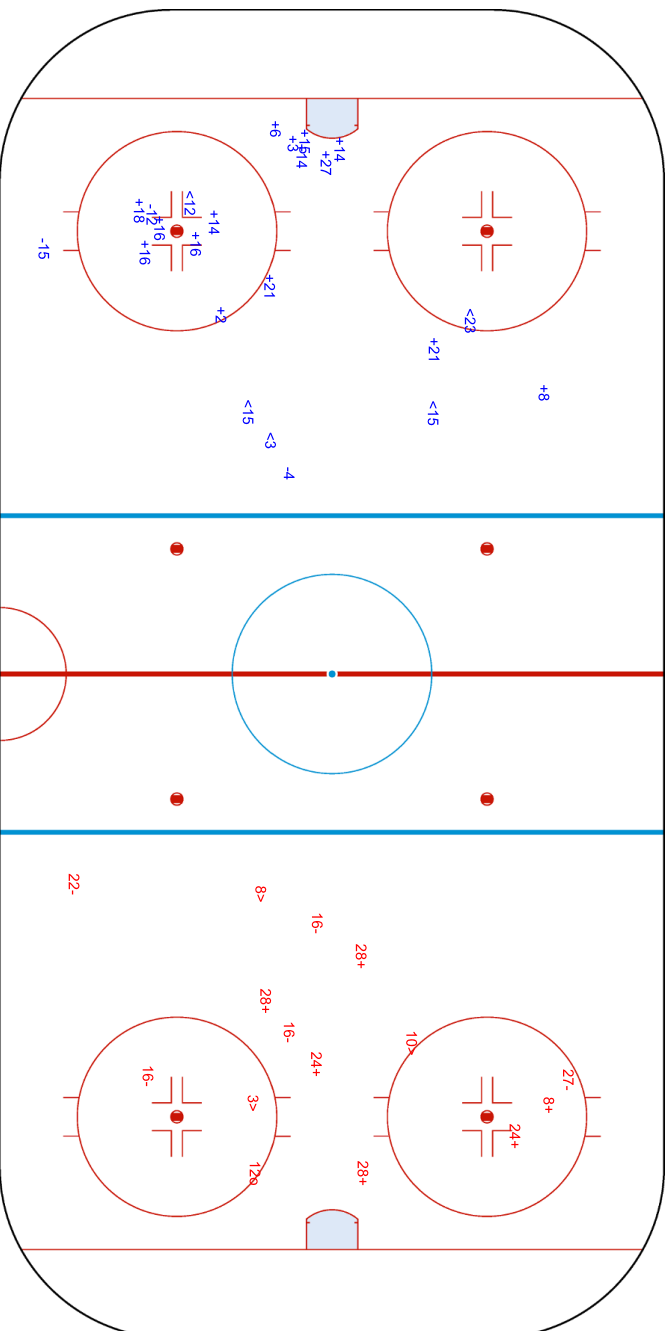


Shots by JPN
 Goals (0): 0
 SSP (-): 5
 SSG (+): 15
 SPG (-): 3

Shots by SWE
 Goals (0): 1
 SSP (-): 3
 SSG (+): 6
 SPG (-): 5

GK 30 of SWE

GK 1 of JPN





Wukesong Sports Centre
五棵松体育中心
Centre sportif de Wukesong

THU 3 FEB 2022
Start Time 16:40

Ice Hockey
冰球 / Hockey sur glace

Women
女子 / Femmes

Preliminary round - Group B, Game 3
小组赛轮次 - B组 比赛 3 / Tour préliminaire - Groupe B, Match 3



Shots by SWE
Goals (0): 0
SSP (-): 2

SSG (+): 12
SPG (-): 6

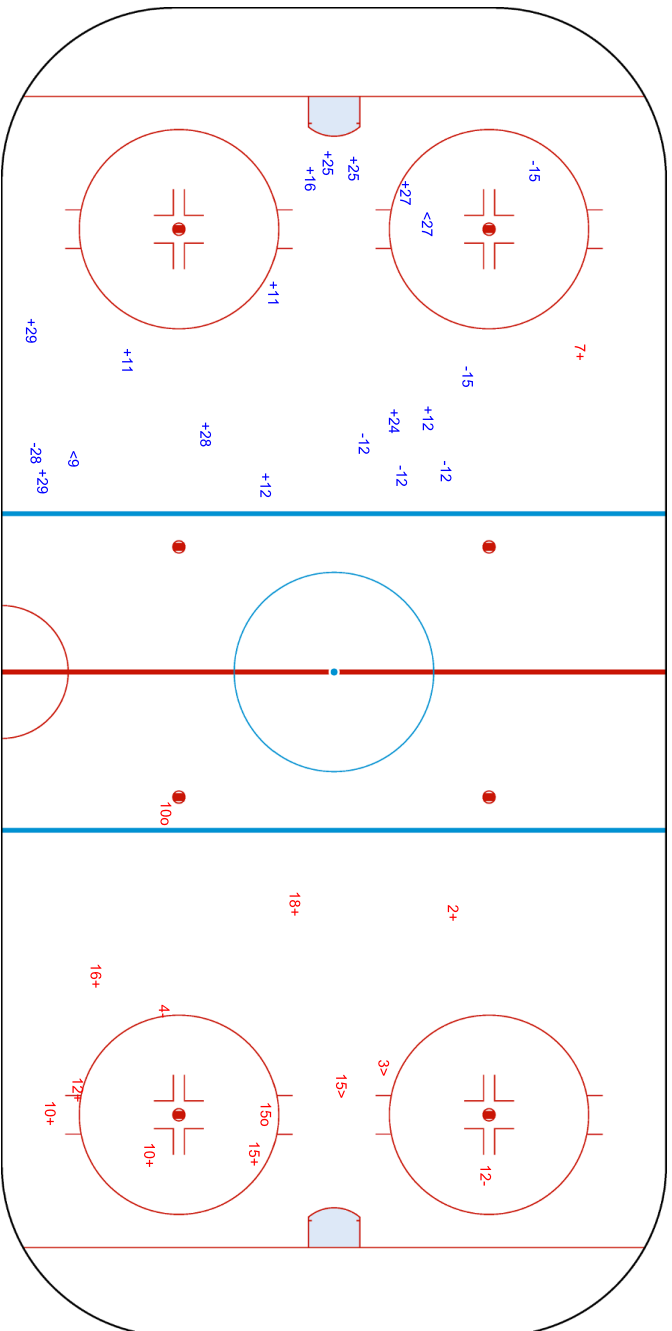
Shots by JPN
Goals (0): 2
SSP (-): 2

SSG (+): 8
SPG (-): 2

GK 1 of JPN



GK 30 of SWE



Legend:	ENG	Empty net goal	GK	Goalkeeper	SPG	Shots past goal	SSG	Shots saved by goalkeeper	SSP	Shots saved by player
---------	-----	----------------	----	------------	-----	-----------------	-----	---------------------------	-----	-----------------------





Face-off Chart
争球表 / Statistiques des mises en jeu

SWE - JPN

1st PERIOD

	SWE		JPN		SWE		JPN		SWE		JPN		Total wins all zones
	Def. zone	Att. zone	Neutral zone	Neutral zone	Att. zone	Def. zone	Att. zone	Def. zone	Att. zone	Def. zone			
	-28	+18	-28	+14	-16	+10							
	-19	+18	-19	+18	+25	-10							
	+13	-14	-27	+14	+28	-18							
	-19	+10	-16	+18	-27	+18							
	-16	+10	+16	-10	-16	+10							
	-28	+14			+27	-18							
					+19	-14							
Total wins / period	1 / 17%	5 / 83%	1 / 20%	4 / 80%	4 / 57%	3 / 43%						6 / 33%	12 / 67%

2nd PERIOD

	SWE		JPN		SWE		JPN		SWE		JPN		Total wins all zones
	Def. zone	Att. zone	Neutral zone	Neutral zone	Att. zone	Def. zone	Att. zone	Def. zone	Att. zone	Def. zone			
	+19	-18	-28	+14	+28	-14							
	+19	-14	+27	-10	+28	-14							
	-19	+10	-16	+14	+28	-14							
	+13	-10	-16	+18	-27	+10							
	-16	+14			+28	-18							
	+27	-18			-28	+14							
	+28	-14			+27	-14							
	-19	+10											
	-28	+18											
	+16	-10											
	+16	-14											
	-27	+14											
Total wins / period	7 / 58%	5 / 42%	1 / 25%	3 / 75%	5 / 71%	2 / 29%						13 / 57%	10 / 43%

3rd PERIOD

	SWE		JPN		SWE		JPN		SWE		JPN		Total wins all zones
	Def. zone	Att. zone	Neutral zone	Neutral zone	Att. zone	Def. zone	Att. zone	Def. zone	Att. zone	Def. zone			
	+28	-18	-28	+14	-27	+18							
	+16	-14	+16	-10	-28	+10							
	+27	-14	+28	-18	+25	-14							
	+28	-10	-27	+10	-25	+10							
	+28	-10	-27	+14	+25	-10							
					-28	+14							
					+27	-14							
					+27	-14							
					-28	+10							
Total wins / period	5 / 100%	0 / 0%	2 / 40%	3 / 60%	4 / 44%	5 / 56%						11 / 58%	8 / 42%

TOTAL



Total wins / game	SWE	JPN	SWE	JPN	SWE	JPN	Total wins all zones	
	Def. zone	Att. zone	Neutral zone		Att. zone	Def. zone	SWE	JPN
	13 / 57%	10 / 43%	4 / 29%	10 / 71%	13 / 57%	10 / 43%	30 / 50%	30 / 50%

HEAD TO HEAD

No.	JPN			Tot.	wins SWE	Dz	Nz	Az
	10	14	18					
13	1 - 0	1 - 0		2	2 100%	2 100%		
16	3 - 3	2 - 2	0 - 2	12	5 42%	3 60%	2 40%	0 0%
19	0 - 3	2 - 0	1 - 2	8	3 38%	2 33%	0 0%	1 100%
25	2 - 1	1 - 0		4	3 75%			3 75%
27	1 - 2	4 - 3	2 - 2	14	7 50%	2 67%	1 25%	4 57%
28	2 - 2	4 - 6	4 - 2	20	10 50%	4 57%	1 25%	5 56%
Tot.	20	25	15	60	30 50%	13 57%	4 29%	13 57%
wins JPN	11 55%	11 44%	8 53%	30 50%				
Dz	6 75%	2 20%	2 40%	10 43%				
Nz	1 25%	6 100%	3 75%	10 71%				
Az	4 50%	3 33%	3 50%	10 43%				

Legend:

Az Attacking zone **Dz** Defending zone **No.** Jersey number **Nz** Neutral zone **Tot.** Total face-offs played



Line-Ups

阵容 / Composition des équipes

FIN - USA

Referees

14 COOKE Kelly (USA) , 9 SENUK Lacey (CAN)

Linespersons

7 CLARKE Alex (CAN) , 88 STRONG Sara (USA)

Goalkeepers

Team: FIN

No. Name

18 RAISANEN Meeri
36 KEISALA Anni

Team: USA

No. Name

29 HENSLEY Nicole
35 ROONEY Maddie

Team Line-ups

Team: FIN (Blue)

No. Pos. Name

6 D HIIRIKOSKI Jenni +C
88 D SAVOLAINEN Ronja
16 F NIEMINEN Petra +A
33 F KARVINEN Michelle +A
77 F TAPANI Susanna

8 D VIITASUO Ella
15 D TUOMINEN Minnamari
10 F HOLOPAINEN Elisa
28 F NYLUND Jenniina
40 F TULUS Noora

7 D RANTALA Sanni
9 D LAITINEN Nelli
27 F LIIKALA Julia
32 F VESA Emilia
61 F NISKANEN Tanja

2 D KARJALAINEN Sini
12 F VANHANEN Sanni
23 F HAKALA Sanni
34 F SUNDELIN Sofianna

Team: USA (White)

No. Pos. Name

2 D STECKLEIN Lee
3 D BARNES Cayla
20 F BRANDT Hannah
21 F KNIGHT Hilary +A
26 F COYNE SCHOFIELD Kendall +C

5 D KELLER Megan
15 D HARMON Savannah
14 F DECKER Brianna +A
25 F CARPENTER Alex
28 F KESSEL Amanda

9 D BOZEK Megan
19 D DUNNE Jincy
11 F ROQUE Abby
13 F ZUMWINKLE Grace
24 F CAMERANESI Dani

4 D HARVEY Caroline
12 F PANNEK Kelly
16 F SCAMURRA Hayley
18 F COMPHER Jesse
37 F MURPHY Abbey

Head Coach: MUSTONEN Pasi

Head Coach: JOHNSON Joel

NOT DRESSED:

1 GK MAKINEN Eveliina
24 F VAINIKKA Viivi

NOT DRESSED:

33 GK CAVALLINI Alex

Legend:

+A	Assistant Captain	+C	Captain	D	Defender	F	Forward
No.	Jersey number	Pos.	Position				



Graphical Line-ups 阵容图 / Alignments

FIN - USA

Referees


14 COOKE Kelly (USA) , 9 SENUK Lacey (CAN)

Linespersons

7 CLARKE Alex (CAN) , 88 STRONG Sara (USA)


Team: FIN - Finland (Blue)

Head Coach: MUSTONEN Pasi



Team: USA - United States (White)

Head Coach: JOHNSON Joel



Legend:

+A Assistant Captain +C Captain Sn Starting position


Game Summary

比赛总结 / Résumé du match

REVISED
 4 FEB 11:43

FIN - USA 2 - 5 (0 - 2 , 0 - 2 , 2 - 1)

Spectators	Referees	Linespersons
335	14 COOKE Kelly (USA) , 9 SENUK Lacey (CAN)	7 CLARKE Alex (CAN) , 88 STRONG Sara (USA)

Team Statistics

Period	Score	SVS	SOG	PIM	TPP	PPG	SHG
1	0 : 2	12 : 5	5 : 14	4 : 2	02:00 : 02:43	0 : 1	0 : 0
2	0 : 2	17 : 2	2 : 19	2 : 0	00:00 : 02:12	0 : 0	0 : 0
3	2 : 1	18 : 3	5 : 19	2 : 4	01:43 : 00:53	2 : 0	0 : 0
Total	2 : 5	47 : 10	12 : 52	8 : 6	03:43 : 05:48	2 : 1	0 : 0

1st Period

Action	Time	ET/Res	Team	Type	No.	Name	(G)	Name of Assistant(s) / Action Description
GK	00:00		USA		35	ROONEY M		- Goalkeeper in
GK	00:00		FIN		36	KEISALA A		- Goalkeeper in
Goal	10:37	0 : 1	USA	EQ	28	KESSEL A	(1)	15 HARMON S On Ice FIN 36 8 10 15 28 40 USA 35 5 11 15 25 28
Penalty	12:05	13:00	FIN	2 min.	16	NIEMINEN P		- Hooking
Goal	13:00	0 : 2	USA	PP1	25	CARPENTER A	(1)	12 PANNEK K On Ice FIN 36 8 15 32 61 19 DUNNE J USA 35 11 12 19 25 28 *
Penalty	14:55	16:55	USA	2 min.	16	SCAMURRA H		- Illegal Hit
Penalty	18:12	20:12	FIN	2 min.	7	RANTALA S		- Roughing

2nd Period

Action	Time	ET/Res	Team	Type	No.	Name	(G)	Name of Assistant(s) / Action Description
Goal	25:32	0 : 3	USA	EQ	26	COYNE SCHOFIELD K	(1)	3 BARNES C On Ice FIN 36 7 9 28 32 61 18 COMPHER J USA 35 2 3 18 21 26
Goal	26:36	0 : 4	USA	EQ	26	COYNE SCHOFIELD K	(2)	15 HARMON S On Ice FIN 36 6 16 33 77 88 21 KNIGHT H USA 35 5 15 20 21 26
Penalty	30:01	32:01	FIN	2 min.	61	NISKANEN T		- Cross-Checking

3rd Period

Action	Time	ET/Res	Team	Type	No.	Name	(G)	Name of Assistant(s) / Action Description
Penalty	40:56	42:56	FIN	2 min.	33	KARVINEN M		- Hooking
Penalty	41:49	43:15	USA	2 min.	35	ROONEY M		- Delaying the Game / Served by: 16 SCAMURRA H
Goal	43:15	1 : 4	FIN	PP1	77	TAPANI S	(1)	9 LAITINEN N On Ice FIN 36 9 16 33 40 77 16 NIEMINEN P USA 35 2 3 24 26 *
Goal	48:01	1 : 5	USA	EQ	25	CARPENTER A	(2)	11 ROQUE A On Ice FIN 36 2 15 27 32 61 28 KESSEL A USA 35 5 11 15 25 28
Penalty	56:16	57:40	USA	2 min.	20	BRANDT H		- Slashing
Goal	57:40	2 : 5	FIN	PP1	77	TAPANI S	(2)	33 KARVINEN M On Ice FIN 36 6 16 33 40 77 USA 35 9 15 24 26 *
GK	58:37		FIN					36 KEISALA A - Goalkeeper out
GK	59:31		FIN		36	KEISALA A		- Goalkeeper in
GK	60:00		FIN					36 KEISALA A - Goalkeeper out
GK	60:00		USA					35 ROONEY M - Goalkeeper out

Goalkeeper Records
Team : FIN - Finland

No.	Name	SOG	SVS	MIP
36	KEISALA Anni	52	47	59:06
18	RAISANEN Meeri			

Team : USA - United States

No.	Name	SOG	SVS	MIP
35	ROONEY Maddie	12	10	60:00
29	HENSLEY Nicole			

Game Statistics
Team : FIN (Blue)



Head Coach : MUSTONEN Pasi											Shots on Goal				Time on Ice								
No.	Pos.	Name	G	A	P	PIM	FO+	FO-	FO+/-	FO%	1	2	3	OT	TS	+/-	1	2	3	OT	TOT	SHF	AVG
6	D	HIIRIKOSKI Jenni +C	0	0	0	0	0	0	0	0.00	1	0	0	1	-1	10:55	8:11	9:54	29:00	41	0:42		
16	F	NIEMINEN Petra +A	0	1	1	2	2	1	1	66.67	0	2	1	3	-1	6:27	4:57	6:42	18:06	34	0:31		
33	F	KARVINEN Michelle +A	0	1	1	2	0	0	0	0.00	0	0	1	1	-1	6:40	7:52	7:12	21:44	35	0:37		
77	F	TAPANI Susanna	2	0	2	0	6	15	-9	28.57	0	0	3	3	-1	6:11	7:01	7:05	20:17	33	0:36		
88	D	SAVOLAINEN Ronja	0	0	0	0	0	0	0	0.00	0	0	0	0	-1	7:33	8:00	7:26	22:59	30	0:45		
8	D	VIITASUO Ella	0	0	0	0	0	0	0	0.00	0	0	0	0	-1	3:26	4:05	5:10	12:41	24	0:31		
10	F	HOLOPAINEN Elisa	0	0	0	0	0	0	0	0.00	2	0	0	2	-1	4:45	4:29	7:07	16:21	27	0:36		
15	D	TUOMINEN Minnamari	0	0	0	0	0	0	0	0.00	0	0	0	0	-2	7:06	4:14	5:08	16:28	30	0:32		
28	F	NYLUND Jenniina	0	0	0	0	2	2	0	50.00	0	0	0	0	-2	5:27	7:28	5:59	18:54	25	0:45		
40	F	TULUS Noora	0	0	0	0	5	11	-6	31.25	0	0	0	0	-1	6:05	5:56	6:25	18:26	26	0:42		
7	D	RANTALA Sanni	0	0	0	2	0	0	0	0.00	1	0	0	1	-1	4:03	3:40	2:08	9:51	15	0:39		
9	D	LAITINEN Nelli	0	1	1	0	0	0	0	0.00	1	0	0	1	-1	3:38	7:25	6:57	18:00	27	0:40		
27	F	LIKALA Julia	0	0	0	0	0	0	0	0.00	0	0	0	0	-1	4:05	2:46	3:17	10:08	18	0:33		
32	F	VESA Emilia	0	0	0	0	0	0	0	0.00	0	0	0	0	-2	4:47	4:25	2:44	11:56	21	0:34		
61	F	NISKANEN Tanja	0	0	0	2	3	6	-3	33.33	0	0	0	0	-2	4:39	5:35	4:34	14:48	21	0:42		
2	D	KARJALAINEN Sini	0	0	0	0	0	0	0	0.00	0	0	0	0	-1	2:29	4:24	3:44	10:37	17	0:37		
12	F	VANHANEN Sanni	0	0	0	0	3	5	-2	37.50	0	0	0	0	0	2:39	2:40	2:21	7:40	12	0:38		
23	F	HAKALA Sanni	0	0	0	0	0	0	0	0.00	0	0	0	0	0	3:13	2:09	3:15	8:37	15	0:34		
34	F	SUNDELIN Sofianna	0	0	0	0	0	0	0	0.00	0	0	0	0	0	2:37	2:04	2:53	7:34	12	0:37		
18	GK	RAISANEN Meeri	0	0	0	0					0	0	0	0									
36	GK	KEISALA Anni	0	0	0	0					0	0	0	0									
Total			2	3	5	8	21	40	-19	34.43	5	2	5	12									

Team : USA (White)																								
Head Coach : JOHNSON Joel											Shots on Goal				Time on Ice									
No.	Pos.	Name	G	A	P	PIM	FO+	FO-	FO+/-	FO%	1	2	3	OT	TS	+/-	1	2	3	OT	TOT	SHF	AVG	
2	D	STECKLEIN Lee	0	0	0	0	0	0	0	0.00	1	0	1	2	+1	7:28	5:30	6:02	19:00	24	0:47			
3	D	BARNES Cayla	0	1	1	0	0	0	0	0.00	0	0	0	0	+1	6:59	6:54	6:30	20:23	24	0:50			
20	F	BRANDT Hannah	0	0	0	2	12	7	5	63.16	0	0	2	2	+1	7:00	5:35	5:37	18:12	24	0:45			
21	F	KNIGHT Hilary +A	0	1	1	0	0	0	0	0.00	2	3	3	8	+2	7:28	5:04	5:48	18:20	22	0:50			
26	F	COYNE SCHOFIELD Kendall +C	2	0	2	0	2	0	2	100.00	2	2	3	7	+2	6:33	5:26	6:53	18:52	22	0:51			
5	D	KELLER Megan	0	0	0	0	0	0	0	0.00	2	1	1	4	+3	8:56	6:23	6:30	21:49	26	0:50			
14	F	DECKER Brianna +A	0	0	0	0	4	0	4	100.00	0	0	0	0	0	2:54	0:00	0:00	2:54	5	0:34			
15	D	HARMON Savannah	0	2	2	0	0	0	0	0.00	1	0	1	2	+3	7:52	5:31	7:28	20:51	24	0:52			
25	F	CARPENTER Alex	2	0	2	0	2	0	2	100.00	1	0	1	2	+2	4:16	5:11	3:25	12:52	19	0:40			
28	F	KESSEL Amanda	1	1	2	0	0	0	0	0.00	2	0	1	3	+2	4:24	4:44	3:53	13:01	19	0:41			
9	D	BOZEK Megan	0	0	0	0	0	0	0	0.00	0	1	1	2	0	3:37	6:31	5:24	15:32	20	0:46			
11	F	ROQUE Abby	0	1	1	0	10	4	6	71.43	0	2	2	4	+2	5:11	5:11	4:24	14:46	20	0:44			
13	F	ZUMWINKLE Grace	0	0	0	0	0	0	0	0.00	1	3	0	4	0	1:59	5:40	4:26	12:05	14	0:51			
19	D	DUNNE Jincy	0	1	1	0	0	0	0	0.00	0	0	0	0	0	2:51	6:00	5:14	14:05	17	0:49			
24	F	CAMERANESI Dani	0	0	0	0	0	0	0	0.00	1	1	1	3	0	4:45	5:37	5:51	16:13	19	0:51			
4	D	HARVEY Caroline	0	0	0	0	0	0	0	0.00	0	0	0	0	0	1:08	2:17	2:10	5:35	5	1:07			
12	F	PANNEK Kelly	0	1	1	0	7	7	0	50.00	0	1	1	2	0	4:16	6:24	6:09	16:49	22	0:45			
16	F	SCAMURRA Hayley	0	0	0	2	0	0	0	0.00	1	0	0	1	0	4:15	3:38	4:10	12:03	14	0:51			
18	F	COMPHER Jesse	0	1	1	0	3	3	0	50.00	0	3	1	4	+1	3:22	3:24	4:13	10:59	13	0:50			
37	F	MURPHY Abbey	0	0	0	0	0	0	0	0.00	0	2	0	2	0	1:55	4:19	3:55	10:09	11	0:55			
29	GK	HENSLEY Nicole	0	0	0	0					0	0	0	0										
35	GK	ROONEY Maddie	0	0	0	2					0	0	0	0										
Total			5	9	14	6	40	21	19	65.57	14	19	19	52										



Group A

R	Team	GP	W	OTW	OTL	L	GDF	GF:GA	PTS
1	CAN	1	1	0	0	0	+11	12 : 1	3
2	USA	1	1	0	0	0	+3	5 : 2	3
3	FIN	1	0	0	0	1	-3	2 : 5	0
4	SUI	1	0	0	0	1	-11	1 : 12	0
-	ROC	0							

	CAN	FIN	ROC	SUI	USA
CAN	*****	SAT 05 FEB 12:10	MON 07 FEB 12:10	12:1	TUE 08 FEB 12:10
FIN	SAT 05 FEB 12:10	*****	TUE 08 FEB 21:10	MON 07 FEB 21:10	2:5
ROC	MON 07 FEB 12:10	TUE 08 FEB 21:10	*****	FRI 04 FEB 12:10	SAT 05 FEB 21:10
SUI	1:12	MON 07 FEB 21:10	FRI 04 FEB 12:10	*****	SUN 06 FEB 21:10
USA	TUE 08 FEB 12:10	5:2	SAT 05 FEB 21:10	SUN 06 FEB 21:10	*****

Legend:

(G) Goals in tournament	*	Does not count for Plus/minus	+/- Plus/minus net	+A Assistant Captain
+C Captain	A	Assists	AVG Average time on ice / shift	D Defender
EQ Equal strength	ET/Res	Penalty end time/Result of game	F Forward	FO% Face-offs won as percentage
FO+ Face-offs won	FO-	Face-offs lost	FO+/- Face-offs net	G Goals
GA Goals against	GDF	Goal difference	GF Goals for	GK Goalkeeper
GP Games played	L	Losses	MIP Minutes in play (GK)	No. Jersey number
OT Overtime	OTL	Overtime losses	OTW Overtime wins	P Points
PIM Penalties in minutes	Pos.	Position	PP1 Power play - 1 player	PPG Power play goals
PTS Points	R	Rank	SHF Number of shifts	SHG Shorthanded goals
SOG Shots on goal	SVS	Saves	TOT Total	TPP Time on power play
TS Total shots	W	Wins		

REVISED

Revised to correct FIN plus-minus statistics on FIN goal scored at 43:15, and FIN and USA plus-minus statistics on FIN goal scored at 57:40, and to correct Time On Ice data for FIN and USA during the 3rd period.



Wukesong Sports Centre
 五棵松体育中心
 Centre sportif de Wukesong
THU 3 FEB 2022
 Start Time 21:10

Ice Hockey
 冰球 / Hockey sur glace
Women
 女子 / Femmes
Preliminary round - Group A, Game 4
 小组赛轮次 - A组 比赛 4 / Tour préliminaire - Groupe A, Match 4

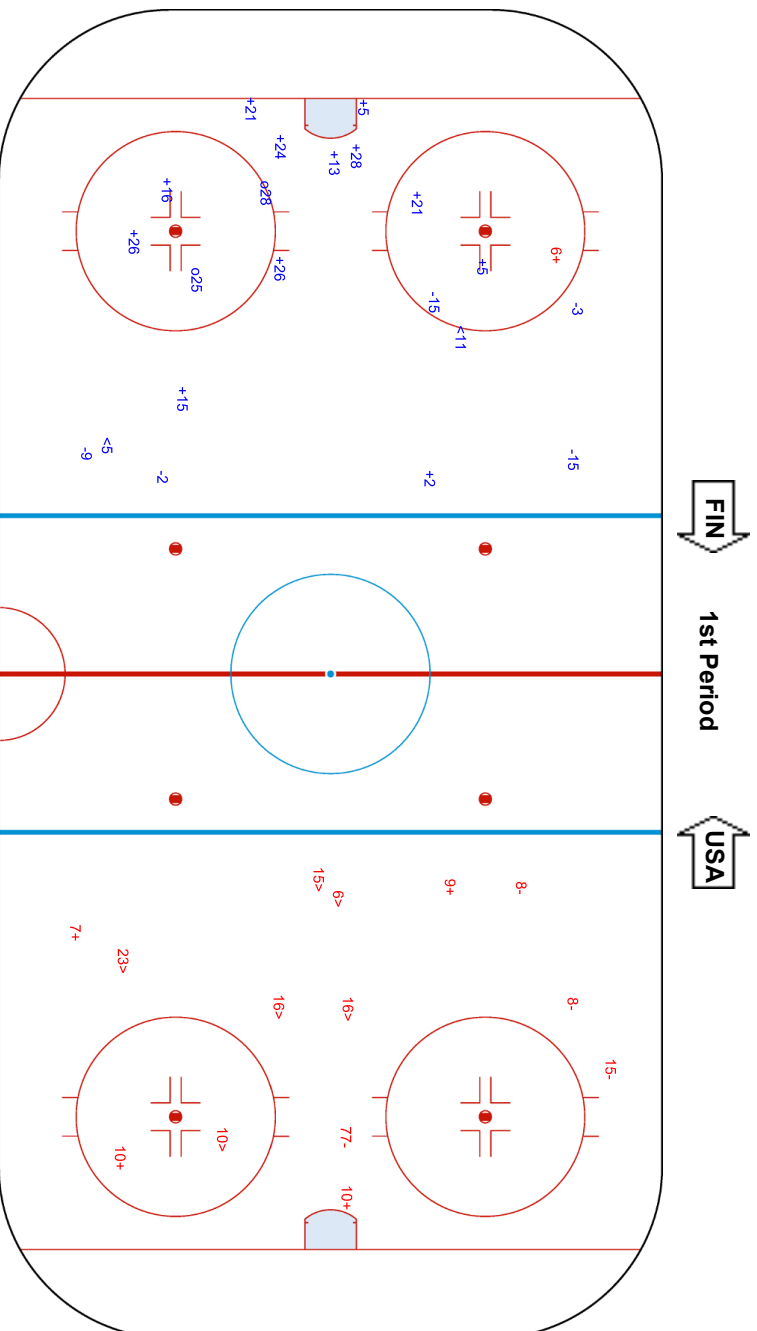
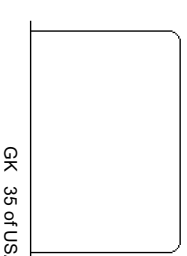
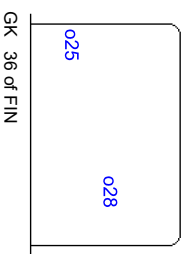


Shot Chart
 射门表 / Analyse des tirs

FIN - USA

Shots by USA
 Goals (G): 2
 SSP (-): 2
 SSG (+): 12
 SPG (-): 5

Shots by FIN
 Goals (G): 0
 SSP (-): 6
 SSG (+): 5
 SPG (-): 4





BEIJING 2022

Wukesong Sports Centre
五棵松体育中心
Centre sportif de Wukesong

THU 3 FEB 2022
Start Time 21:10

Ice Hockey
冰球 / Hockey sur glace

Women
女子 / Femmes

Preliminary round - Group A, Game 4
小组赛轮次 - A组 比赛 4 / Tour préliminaire - Groupe A, Match 4



Shots by FIN
Goals (0): 0
SSP (-): 0

Shots by USA
Goals (0): 2
SSP (-): 12

SSG (+): 2
SPG (-): 0

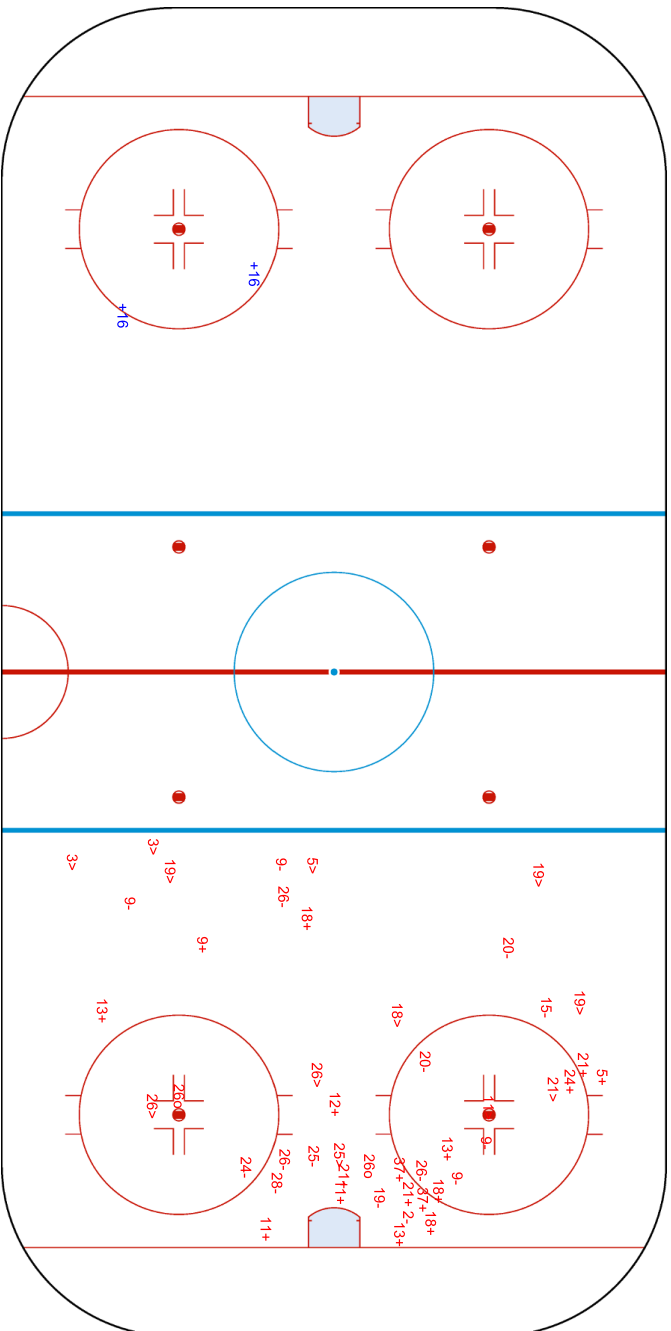
2nd Period

USA

FIN

GK 35 of USA

GK 36 of FIN



026

026



Wukesong Sports Centre
 五棵松体育中心
 Centre sportif de Wukesong
THU 3 FEB 2022
 Start Time 21:10



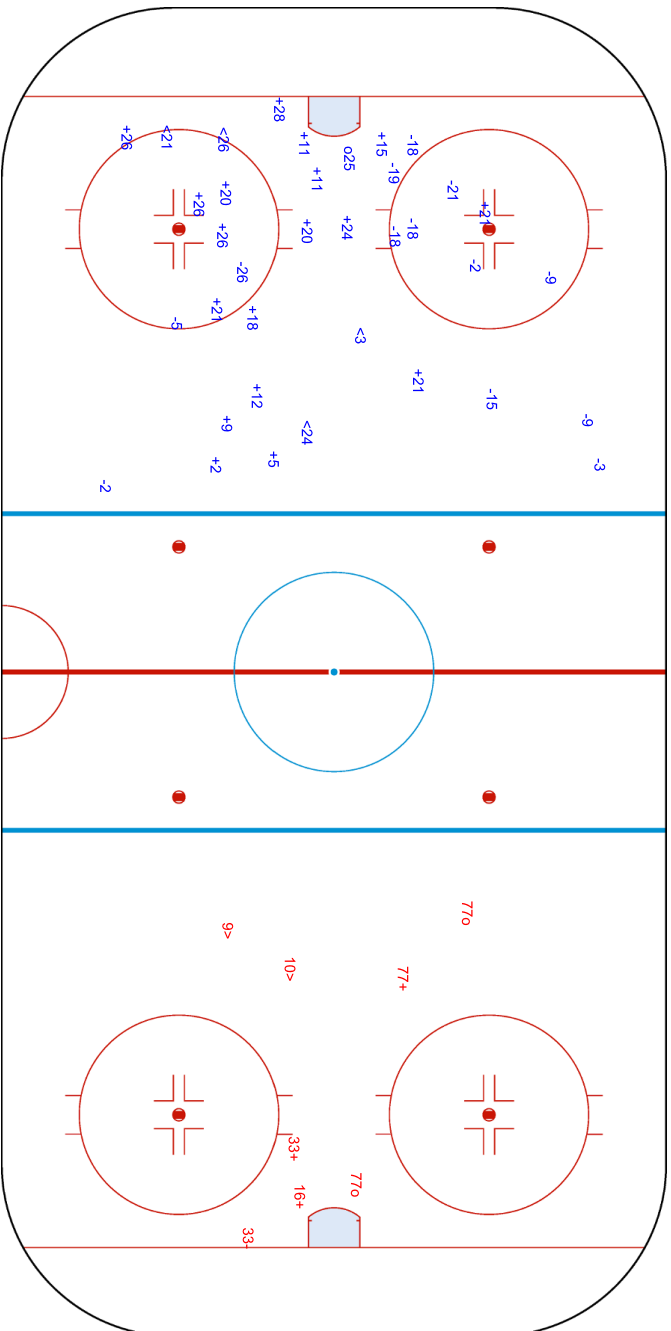
Ice Hockey Women
 冰球 / Hockey sur glace
Women
 女子 / Femmes
Preliminary round - Group A, Game 4
 小组赛轮次 - A组 比赛 4 / Tour préliminaire - Groupe A, Match 4

Shots by USA
 Goals (0): 1
 SSP (-): 4
 SSG (+): 18
 SPG (-): 13

Shots by FIN
 Goals (0): 2
 SSP (-): 2
 SSG (+): 3
 SPG (-): 1

GK 36 of FIN
 025

GK 35 of USA
 077



Legend:	GK	Goalkeeper	SPG	Shots past goal	SSG	Shots saved by goalkeeper	SSP	Shots saved by player
---------	----	------------	-----	-----------------	-----	---------------------------	-----	-----------------------





Face-off Chart

争球表 / Statistiques des mises en jeu

FIN - USA

1st PERIOD

	FIN		USA		Neutral zone		FIN		USA		Total wins all zones				
	Def. zone	Att. zone	Def. zone	Att. zone	Def. zone	Att. zone	Att. zone	Def. zone	Att. zone	Def. zone					
	+ 77	- 20	- 77	+ 20	- 28	+ 14	- 28	+ 14	- 61	+ 14	<table border="1"> <tr> <th>FIN</th> <th>USA</th> </tr> <tr> <td>9 / 45%</td> <td>11 / 55%</td> </tr> </table>	FIN	USA	9 / 45%	11 / 55%
FIN	USA														
9 / 45%	11 / 55%														
	- 61	+ 14	- 40	+ 20	- 61	+ 14	- 77	+ 14	+ 77	- 20					
	- 77	+ 20	- 61	+ 12	- 77	+ 14	+ 40	- 11	+ 16	- 12					
	+ 61	- 11	- 77	+ 20	+ 77	- 20	+ 40	- 11	- 16	+ 12					
	+ 40	- 11			+ 40	- 11	+ 16	- 12	+ 28	- 20					
	+ 77	- 20			- 16	+ 12	- 16	+ 12	- 61	+ 11					
	+ 16	- 11			+ 28	- 20	- 61	+ 11							
Total wins / period	5 / 71%	2 / 29%	0 / 0%	4 / 100%	4 / 44%	5 / 56%									

2nd PERIOD

	FIN		USA		Neutral zone		FIN		USA		Total wins all zones				
	Def. zone	Att. zone	Def. zone	Att. zone	Def. zone	Att. zone	Att. zone	Def. zone	Att. zone	Def. zone					
	- 40	+ 11	- 77	+ 20	- 12	+ 20	- 12	+ 20	+ 28	- 12	<table border="1"> <tr> <th>FIN</th> <th>USA</th> </tr> <tr> <td>8 / 38%</td> <td>13 / 62%</td> </tr> </table>	FIN	USA	8 / 38%	13 / 62%
FIN	USA														
8 / 38%	13 / 62%														
	- 40	+ 18	- 61	+ 12	- 40	+ 11	- 77	+ 11							
	- 12	+ 20	- 40	+ 11	- 12	+ 11									
	+ 77	- 20	- 12	+ 11											
	- 77	+ 20													
	+ 61	- 18													
	- 77	+ 20													
	+ 61	- 18													
	+ 12	- 12													
	- 77	+ 12													
	- 12	+ 12													
	+ 77	- 12													
	+ 40	- 12													
	+ 77	- 20													
Total wins / period	7 / 50%	7 / 50%	0 / 0%	4 / 100%	1 / 33%	2 / 67%									

3rd PERIOD

	FIN		USA		Neutral zone		FIN		USA		Total wins all zones				
	Def. zone	Att. zone	Def. zone	Att. zone	Def. zone	Att. zone	Att. zone	Def. zone	Att. zone	Def. zone					
	- 40	+ 11	- 77	+ 20	- 40	+ 20	- 40	+ 20	- 77	+ 11	<table border="1"> <tr> <th>FIN</th> <th>USA</th> </tr> <tr> <td>4 / 20%</td> <td>16 / 80%</td> </tr> </table>	FIN	USA	4 / 20%	16 / 80%
FIN	USA														
4 / 20%	16 / 80%														
	- 77	+ 11	- 40	+ 18	- 40	+ 18	- 77	+ 11	- 28	+ 25					
	- 77	+ 11	- 12	+ 12	- 40	+ 18	- 40	+ 26							
	+ 12	- 12	- 40	+ 18	+ 12	- 18									
	+ 40	- 20	+ 12	- 18	- 40	+ 11									
	- 61	+ 25	- 40	+ 11	- 40	+ 26									
	+ 40	- 12	- 40	+ 26	- 77	+ 20									
	- 77	+ 12	- 77	+ 20											
Total wins / period	3 / 38%	5 / 62%	1 / 13%	7 / 87%	0 / 0%	4 / 100%									



TOTAL

	FIN		USA		FIN		USA		Total wins all zones	
	Def. zone	Att. zone	Neutral zone		Att. zone	Def. zone	FIN	USA		
Total wins / game	15 / 52%	14 / 48%	1 / 6%	15 / 94%	5 / 31%	11 / 69%	21 / 34%	40 / 66%		

HEAD TO HEAD

No.	USA							Tot.	wins FIN	Dz	Nz	Az	
	11	12	14	18	20	25	26						
FIN	12	0 - 1	2 - 2		1 - 0	0 - 2		8	3 38%	2 50%	1 33%	0 0%	
	16	1 - 0	1 - 1					3	2 67%	1 100%		1 50%	
	28		1 - 0	0 - 1		1 - 0	0 - 1	4	2 50%			2 50%	
	40	2 - 4	2 - 0		0 - 3	1 - 2		0 - 2	16	5 31%	4 57%	0 0%	1 33%
	61	1 - 1	0 - 2	0 - 2	2 - 0		0 - 1		9	3 33%	3 60%	0 0%	0 0%
	77	0 - 4	1 - 2	0 - 1		5 - 8			21	6 29%	5 42%	0 0%	1 25%
Tot.	14	14	4	6	19	2	2	61	21 34%	15 52%	1 6%	5 31%	
wins USA	10 71%	7 50%	4 100%	3 50%	12 63%	2 100%	2 100%	40 66%					
Dz	3 75%	1 33%	3 100%		2 50%	1 100%	1 100%	11 69%					
Nz	3 100%	3 100%		2 67%	6 100%		1 100%	15 94%					
Az	4 57%	3 38%	1 100%	1 33%	4 44%	1 100%		14 48%					

Legend:

Az Attacking zone **Dz** Defending zone **No.** Jersey number **Nz** Neutral zone **Tot.** Total face-offs played



Line-Ups

阵容 / Composition des équipes

DEN - CHN

Referees

84 ERMAK Daria (RUS) , 8 RAPIN Chelsea (USA)

Linespersons

53 LOVENSNO Veronica (SWE) , 52 SAINIO Linnea (FIN)

Goalkeepers

Team: DEN

No. Name

30 JENSEN Lisa
72 REPSTOCK-ROMME Cassandra

Team: CHN

No. Name

33 ZHOU Jiaying
88 CHEN Tiya

Team Line-ups

Team: DEN (Red)

No. Pos. Name

19	D	ASPERUP Josephine
89	D	FRANSEN Malene +A
8	F	PERSOON Josefine
21	F	WEIS Michelle
63	F	JAKOBSOEN Josefine +C
2	D	MELBERG Kristine
87	D	JACQUET Simone +A
4	F	GLUD Silke
14	F	JENSEN Nicoline
50	F	BAU Mia
11	D	ANDERSEN Amalie
15	D	REFSGAARD Amanda
18	F	PETERS Maria
27	F	FRIIS-HANSEN Lilli
80	F	OSTERGAARD Julie
22	D	SKOTT Sofie
13	F	BRIX Michele
17	F	SKRIVER Sofia
23	F	OKSBJERG Julie
68	F	RUSSELL Emma

Head Coach: ELANDER Peter

NOT DRESSED:

33 GK NORDSTROM Emma-Sofie

Team: CHN (White)

No. Pos. Name

2	D	YU Baiwei +C
49	D	WANG Yuting
8	F	LIN Qiqi +A
34	F	MI Le
91	F	LIN Ni
5	D	HUANG Huier
93	D	LIU Zhixin
7	F	ZHANG Mengying +A
15	F	HU Baozhen
44	F	LI Beika
28	D	FEI Anna
97	D	ZHAO Qinan
17	F	KANG Mulan
19	F	LIN Jiaxin
23	F	FANG Xin
66	D	LI Qianhua
10	F	HE Xin
26	F	GUAN Yingying
98	F	ZHU Rui

Head Coach: IDALSKI Brian

NOT DRESSED:

24 GK WANG Yuqing
51 F ZHANG Xifang

Legend:

+A	Assistant Captain	+C	Captain	D	Defender	F	Forward
No.	Jersey number	Pos.	Position				



Graphical Line-ups
阵容图 / Alignments

DEN - CHN

Referees

84 ERMAK Daria (RUS) , 8 RAPIN Chelsea (USA)

Linespersons

53 LOVENSNO Veronica (SWE) , 52 SAINIO Linnea (FIN)

Team: DEN - Denmark (Red)

Head Coach: ELANDER Peter

S1 72 REPSTOCK-ROMME Cassandra		
30 JENSEN Lisa		
S2 19 ASPERUP Josephine	S3 89 FRANDBEN Malene +A	
S4 8 PERSSON Josefine	S6 63 JAKOBSEN Josefine +C	S5 21 WEIS Michelle
87 JACQUET Simone +A		2 MELBERG Kristine
4 GLUD Silke	14 JENSEN Nicoline	50 BAU Mia
11 ANDERSEN Amalie		15 REFSGAARD Amanda
18 PETERS Maria	80 OSTERGAARD Julie	27 FRIIS-HANSEN Lilli
22 SKOTT Sofie		68 RUSSELL Emma
17 SKRIVER Sofia	13 BRIX Michele	23 OKSBJERG Julie

Team: CHN - China (White)

Head Coach: IDALSKI Brian

S1 33 ZHOU Jiaying		
88 CHEN Tiya		
S3 49 WANG Yuting	S2 2 YU Baiwei +C	
S4 8 LIN Qiqi +A	S5 34 MI Le	S6 91 LIN Ni
93 LIU Zhixin		5 HUANG Huier
7 ZHANG Mengying +A	44 LI Beika	15 HU Baozhen
97 ZHAO Qinan		28 FEI Anna
23 FANG Xin	19 LIN Jiaxin	17 KANG Mulan
66 LI Qianhua		
10 HE Xin	98 ZHU Rui	26 GUAN Yingying

Legend:

+A Assistant Captain **+C** Captain **Sn** Starting position


Game Summary

比赛总结 / Résumé du match

REVISED

4 FEB 15:12

DEN - CHN 1 - 3 (1 - 0, 0 - 1, 0 - 2)

Spectators	Referees	Linespersons
580	84 ERMAK Daria (RUS) , 8 RAPIN Chelsea (USA)	53 LOVENSNO Veronica (SWE) , 52 SAINIO Linnea (FIN)

Team Statistics

Period	Score	SVS	SOG	PIM	TPP	PPG	SHG
1	1 : 0	9 : 6	7 : 9	2 : 2	02:00 : 02:00	0 : 0	0 : 0
2	0 : 1	17 : 5	5 : 18	4 : 2	02:00 : 03:18	0 : 0	0 : 0
3	0 : 2	3 : 11	11 : 5	0 : 2	02:00 : 00:42	0 : 0	0 : 0
Total	1 : 3	29 : 22	23 : 32	6 : 6	06:00 : 06:00	0 : 0	0 : 0

1st Period

Action	Time	ET/Res	Team	Type	No.	Name	(G)	Name of Assistant(s) / Action Description
GK	00:00		DEN		72	REPSTOCK-ROMME C		- Goalkeeper in
GK	00:00		CHN		33	ZHOU J		- Goalkeeper in
Penalty	01:33	03:33	DEN	2 min.	14	JENSEN N		- Illegal Hit
Goal	08:06	1 : 0	DEN	EQ	89	FRANSEN M	(1)	14 JENSEN N On Ice DEN 72 4 14 19 50 89 4 GLUD S CHN 33 17 19 23 28 97
Penalty	11:28	13:28	CHN	2 min.	44	LI B		- Tripping

2nd Period

Action	Time	ET/Res	Team	Type	No.	Name	(G)	Name of Assistant(s) / Action Description
Penalty	29:14	31:14	DEN	2 min.	19	ASPERUP J		- Illegal Hit
Penalty	32:59	34:59	CHN	2 min.	15	HU B		- Cross-Checking
Goal	36:46	1 : 1	CHN	EQ	8	LIN Q	(1)	2 YU B On Ice DEN 72 18 19 50 80 89 49 WANG Y CHN 33 2 8 34 49 91
Penalty	38:42	40:42	DEN	2 min.	19	ASPERUP J		- Illegal Hit

3rd Period

Action	Time	ET/Res	Team	Type	No.	Name	(G)	Name of Assistant(s) / Action Description
Penalty	54:11	56:11	CHN	2 min.	2	YU B		- Tripping
Goal	59:10	1 : 2	CHN	EQ	91	LIN N	(1)	8 LIN Q On Ice DEN 72 8 21 63 87 89 CHN 33 2 8 34 49 91
Time-out	59:10		DEN					
GK	59:22		DEN					72 REPSTOCK-ROMME C - Goalkeeper out
Goal	59:28	1 : 3	CHN	EQ ENG	8	LIN Q	(2)	On Ice DEN 8 14 19 21 63 89 CHN 33 2 8 34 49 91
GK	59:28		DEN		72	REPSTOCK-ROMME C		- Goalkeeper in
GK	60:00		DEN					72 REPSTOCK-ROMME C - Goalkeeper out
GK	60:00		CHN					33 ZHOU J - Goalkeeper out

Goalkeeper Records
Team : DEN - Denmark

No.	Name	SOG	SVS	MIP
72	REPSTOCK-ROMME Cassandra	31	29	59:54
30	JENSEN Lisa			

Team : CHN - China

No.	Name	SOG	SVS	MIP
33	ZHOU Jiaying	23	22	60:00
88	CHEN Tiya			

Game Statistics
Team : DEN (Red)

Head Coach : ELANDER Peter										Shots on Goal				Time on Ice									
No.	Pos.	Name	G	A	P	PIM	FO+	FO-	FO+/-	FO%	1	2	3	OT	TS	+/-	1	2	3	OT	TOT	SHF	AVG
8	F	PERSSON Josefine	0	0	0	0	0	0	0	0.00	1	1	3	5	-2	7:58	6:50	8:18		23:06	34	0:40	
19	D	ASPERUP Josephine	0	0	0	4	0	0	0	0.00	1	0	0	1	-1	8:13	6:58	7:54		23:05	43	0:32	
21	F	WEIS Michelle	0	0	0	6	3	3	66.67	0	0	2	2	-2	7:14	6:47	8:33		22:34	33	0:41		
63	F	JAKOBSEN Josefine +C	0	0	0	8	5	3	61.54	0	2	2	4	-2	8:04	7:22	8:14		23:40	35	0:40		



Head Coach : ELANDER Peter											Shots on Goal				Time on Ice								
No.	Pos.	Name	G	A	P	PIM	FO+	FO-	FO+/-	FO%	1	2	3	OT	TS	+/-	1	2	3	OT	TOT	SHF	AVG
89	D	FRANSEN Malene +A	1	0	1	0	0	0	0	0.00	2	0	0		2	-2	8:25	6:09	5:59		20:33	36	0:34
2	D	MELBERG Kristine	0	0	0	0	0	0	0	0.00	0	0	0		0	0	4:50	5:36	4:36		15:02	27	0:33
4	F	GLUD Silke	0	1	1	0	0	0	0	0.00	0	0	0		0	+1	3:58	0:57	0:00		4:55	11	0:26
14	F	JENSEN Nicoline	0	1	1	2	4	9	-5	30.77	1	0	0		1	0	6:12	6:52	8:04		21:08	38	0:33
50	F	BAU Mia	0	0	0	0	0	0	0	0.00	0	0	0		0	0	4:44	4:03	0:46		9:33	19	0:30
87	D	JACQUET Simone +A	0	0	0	0	0	0	0	0.00	1	0	1		2	-1	6:16	6:40	4:21		17:17	30	0:34
11	D	ANDERSEN Amalie	0	0	0	0	0	0	0	0.00	0	0	0		0	0	6:24	6:10	7:36		20:10	30	0:40
15	D	REFSGAARD Amanda	0	0	0	0	0	0	0	0.00	0	0	0		0	0	4:45	7:25	5:13		17:23	28	0:37
18	F	PETERS Maria	0	0	0	0	0	0	0	0.00	0	1	0		1	-1	6:13	6:37	6:28		19:18	24	0:48
27	F	FRIIS-HANSEN Lilli	0	0	0	0	0	0	0	0.00	0	0	0		0	0	4:45	3:09	4:09		12:03	20	0:36
80	F	OSTERGAARD Julie	0	0	0	0	4	5	-1	44.44	1	1	0		2	-1	4:15	6:28	5:30		16:13	23	0:42
13	F	BRIX Michele	0	0	0	0	0	0	0	0.00	0	0	2		2	0	1:07	1:42	1:12		4:01	8	0:30
17	F	SKRIVER Sofia	0	0	0	0	0	0	0	0.00	0	0	1		1	0	1:07	3:10	5:02		9:19	19	0:29
22	D	SKOTT Sofie	0	0	0	0	0	0	0	0.00	0	0	0		0	0	0:00	0:00	0:00		0:00	0	0:00
23	F	OKSBJERG Julie	0	0	0	0	0	0	0	0.00	0	0	0		0	0	1:35	2:08	0:21		4:04	8	0:30
68	F	RUSSELL Emma	0	0	0	0	0	0	0	0.00	0	0	0		0	0	0:00	0:34	5:30		6:04	11	0:33
30	GK	JENSEN Lisa	0	0	0	0					0	0	0		0								
72	GK	REPSTOCK-ROMME Cassandra	0	0	0	0					0	0	0		0								
Total			1	2	3	6	22	22	0	50.00	7	5	11		23								

Team : CHN (White)

Head Coach : IDALSKI Brian											Shots on Goal				Time on Ice								
No.	Pos.	Name	G	A	P	PIM	FO+	FO-	FO+/-	FO%	1	2	3	OT	TS	+/-	1	2	3	OT	TOT	SHF	AVG
2	D	YU Baiwei +C	0	1	1	2	0	0	0	0.00	2	1	0		3	+3	8:53	6:33	7:08		22:34	32	0:42
8	F	LIN Qiqi +A	2	1	3	0	0	0	0	0.00	0	4	1		5	+3	7:53	8:26	8:00		24:19	26	0:56
34	F	MI Le	0	0	0	0	16	10	6	61.54	2	2	0		4	+3	8:03	9:07	7:53		25:03	27	0:55
49	D	WANG Yuting	0	1	1	0	0	0	0	0.00	0	0	0		0	+3	9:58	9:18	8:54		28:10	27	1:02
91	F	LIN Ni	1	0	1	0	0	1	-1	0.00	0	1	1		2	+3	7:23	9:14	8:30		25:07	28	0:53
5	D	HUANG Huier	0	0	0	0	0	0	0	0.00	0	1	0		1	0	6:51	8:22	9:20		24:33	25	0:58
7	F	ZHANG Mengying +A	0	0	0	0	0	0	0	0.00	0	2	0		2	0	4:12	4:20	5:59		14:31	21	0:41
15	F	HU Baozhen	0	0	0	2	0	0	0	0.00	0	2	0		2	0	7:07	6:30	6:23		20:00	24	0:50
44	F	LI Beika	0	0	0	2	4	9	-5	30.77	0	1	0		1	0	5:59	6:30	5:51		18:20	26	0:42
93	D	LIU Zhixin	0	0	0	0	0	0	0	0.00	1	1	0		2	0	6:00	8:36	5:32		20:08	24	0:50
17	F	KANG Mulan	0	0	0	0	0	0	0	0.00	3	1	3		7	-1	4:42	6:30	5:46		16:58	18	0:56
19	F	LIN Jiaxin	0	0	0	0	2	2	0	50.00	0	1	0		1	-1	4:45	4:15	6:02		15:02	17	0:53
23	F	FANG Xin	0	0	0	0	0	0	0	0.00	0	1	0		1	-1	3:22	3:35	4:30		11:27	13	0:52
28	D	FEI Anna	0	0	0	0	0	0	0	0.00	0	0	0		0	-1	3:40	1:44	5:29		10:53	12	0:54
97	D	ZHAO Qinan	0	0	0	0	0	0	0	0.00	1	0	0		1	-1	3:35	2:12	2:51		8:38	11	0:47
10	F	HE Xin	0	0	0	0	0	0	0	0.00	0	0	0		0	0	1:02	1:37	0:00		2:39	4	0:39
26	F	GUAN Yingying	0	0	0	0	0	0	0	0.00	0	0	0		0	0	2:11	0:00	0:00		2:11	2	1:05
66	D	LI Qianhua	0	0	0	0	0	0	0	0.00	0	0	0		0	0	0:00	0:00	0:00		0:00	0	0:00
98	F	ZHU Rui	0	0	0	0	0	0	0	0.00	0	0	0		0	0	1:16	0:39	0:00		1:55	3	0:38
33	GK	ZHOU Jiaying	0	0	0	0					0	0	0		0								
88	GK	CHEN Tiya	0	0	0	0					0	0	0		0								
Total			3	3	6	6	22	22	0	50.00	9	18	5		32								

Group B

R	Team	GP	W	OTW	OTL	L	GDF	GF:GA	PTS
1	JPN	1	1	0	0	0	+2	3 : 1	3
2	CZE	1	1	0	0	0	+2	3 : 1	3
3	CHN	2	1	0	0	1	0	4 : 4	3
4	SWE	1	0	0	0	1	-2	1 : 3	0
5	DEN	1	0	0	0	1	-2	1 : 3	0

	CHN	CZE	DEN	JPN	SWE
CHN	*****	1:3	3:1	SUN 06 FEB 16:40	MON 07 FEB 21:10
CZE	3:1	*****	MON 07 FEB 16:40	TUE 08 FEB 16:40	SAT 05 FEB 16:40
DEN	1:3	MON 07 FEB 16:40	*****	SAT 05 FEB 16:40	TUE 08 FEB 21:10
JPN	SUN 06 FEB 16:40	TUE 08 FEB 16:40	SAT 05 FEB 16:40	*****	3:1
SWE	MON 07 FEB 21:10	SAT 05 FEB 16:40	TUE 08 FEB 21:10	1:3	*****



Wukesong Sports Centre

五棵松体育中心
Centre sportif de Wukesong

FRI 4 FEB 2022

Start Time 12:10
End Time 14:15

Ice Hockey

冰球 / Hockey sur glace

Women

女子 / Femmes

Preliminary round - Group B, Game 5

小组赛轮次 - B组, 比赛 5 / Tour préliminaire - Groupe B, Match 5



Legend:

(G) Goals in tournament	+/- Plus/minus net	+A Assistant Captain	+C Captain
A Assists	AVG Average time on ice / shift	D Defender	ENG Empty net goal
EQ Equal strength	ET/Res Penalty end time/Result of game	F Forward	FO% Face-offs won as percentage
FO+ Face-offs won	FO- Face-offs lost	FO+/- Face-offs net	G Goals
GA Goals against	GDF Goal difference	GF Goals for	GK Goalkeeper
GP Games played	L Losses	MIP Minutes in play (GK)	No. Jersey number
OT Overtime	OTL Overtime losses	OTW Overtime wins	P Points
PIM Penalties in minutes	Pos. Position	PPG Power play goals	PTS Points
R Rank	SHF Number of shifts	SHG Shorthanded goals	SOG Shots on goal
SVS Saves	TOT Total	TPP Time on power play	TS Total shots
W Wins			

REVISED

Revised to correct Tournament Standings, Group B, after game 5.



Wukesong Sports Centre
 五棵松体育中心
 Centre sportif de Wukesong

BEIJING 2022™

FRI 4 FEB 2022

Start Time 12:10

Ice Hockey
 冰球 / Hockey sur glace

Women
 女子 / Femmes

Preliminary round - Group B, Game 5

小组赛轮次 - B组 比赛 5 / Tour préliminaire - Groupe B, Match 5



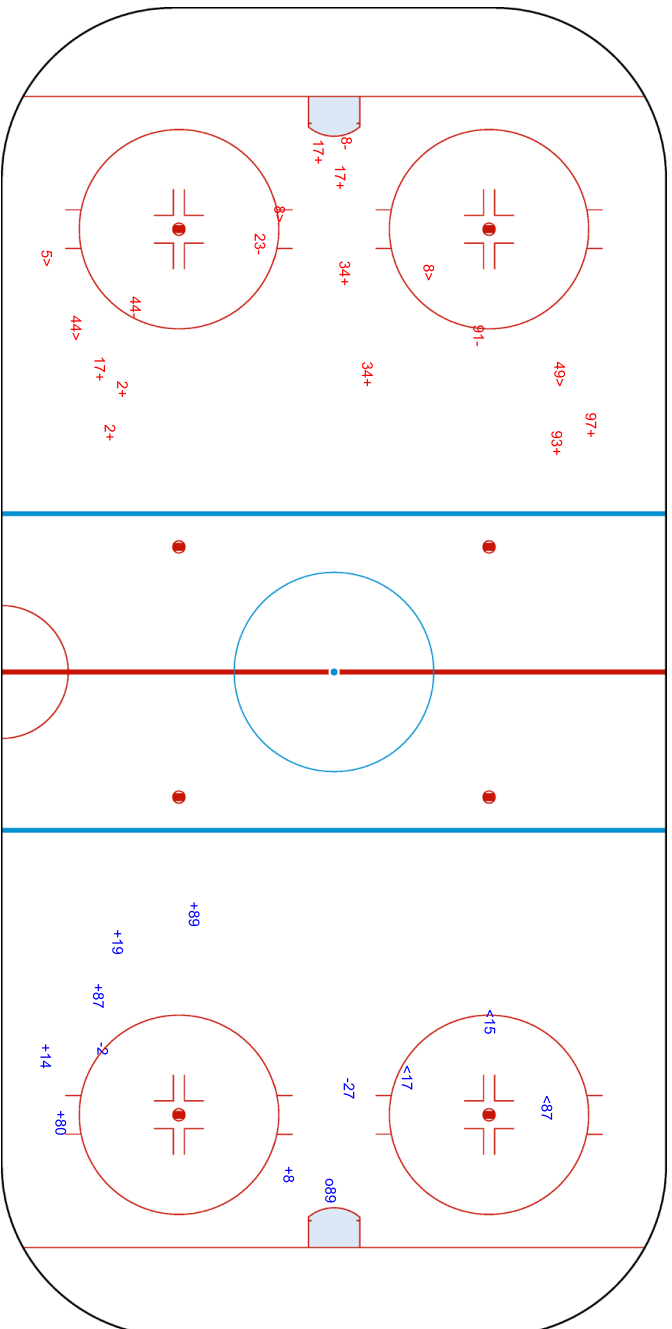
Shot Chart
 射门表 / Analyse des tirs

DEN - CHN

CHN

1st Period

DEN



GK 33 of CHN

089

GK 72 of DEN

Shots by DEN
 Goals (0): 1
 SSP (<): 3
 SSG (+): 6
 SPG (-): 2

Shots by CHN
 Goals (0): 0
 SSP (>): 5
 SSG (+): 9
 SPG (-): 4

REVISED
 19 FEB 19:06



Wukesong Sports Centre
 五棵松体育中心
 Centre sportif de Wukesong

FRI 4 FEB 2022
 Start Time 12:10

Ice Hockey
 冰球 / Hockey sur glace

Women
 女子 / Femmes

Preliminary round - Group B, Game 5
 小组赛轮次 - B组, 比赛 5 / Tour préliminaire - Groupe B, Match 5

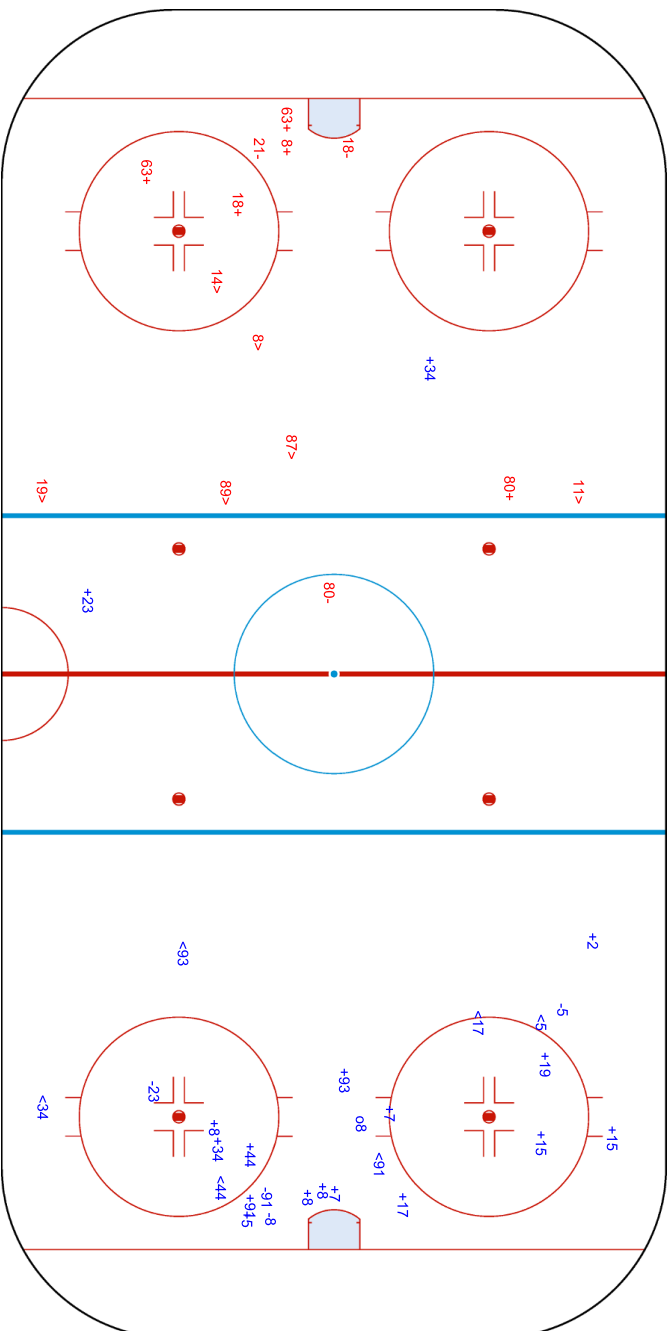


Shots by CHN
 Goals (0): 1
 SSP (-): 6
 SSG (+): 17
 SPG (-): 4

Shots by DEN
 Goals (0): 0
 SSP (-): 6
 SSG (+): 5
 SPG (-): 3

GK 72 of DEN

GK 33 of CHN





Wukesong Sports Centre
 五棵松体育中心
 Centre sportif de Wukesong

FRI 4 FEB 2022
 Start Time 12:10

Ice Hockey
 冰球 / Hockey sur glace

Women
 女子 / Femmes

Preliminary round - Group B, Game 5
 小组赛轮次 - B组 比赛 5 / Tour préliminaire - Groupe B, Match 5



Shots by DEN
 Goals (0): 0
 SSP (-): 9
 SSG (+): 11
 SPG (-): 1

Shots by CHN
 Goals (0): 2
 SSP (-): 3
 SSG (+): 3
 SPG (-): 4

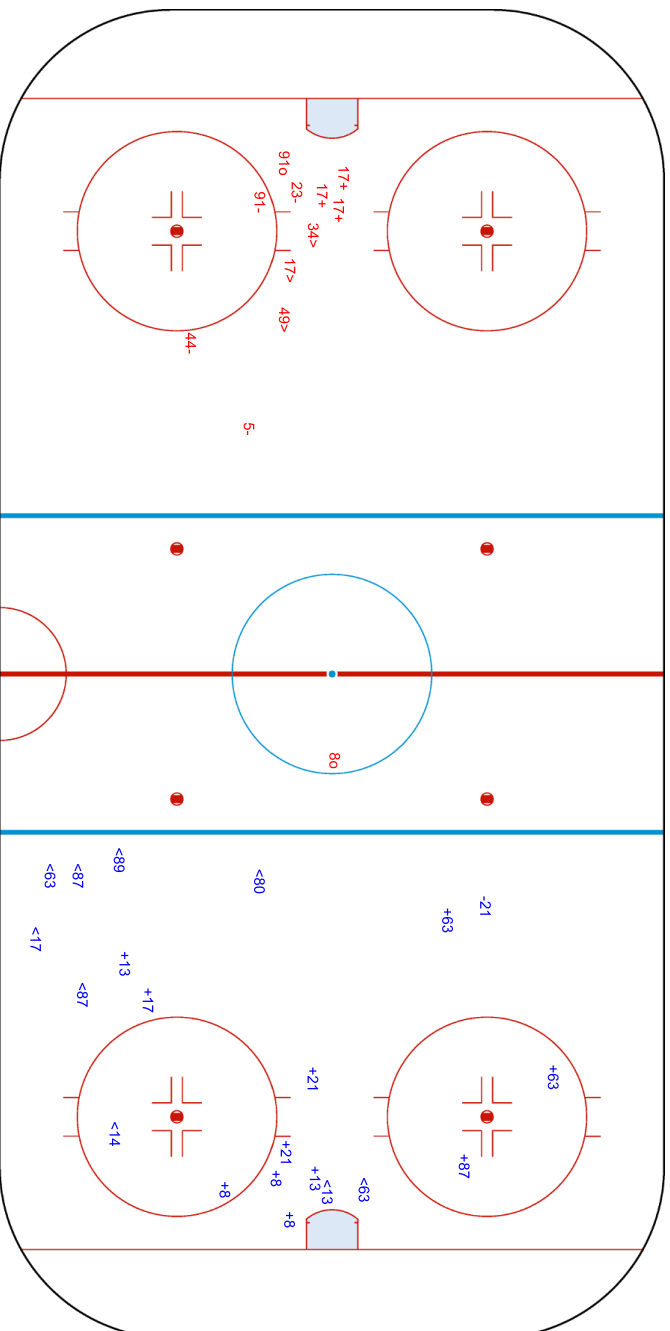
GK 33 of CHN



GK 72 of DEN



ENG



Legend:
 ENG Empty net goal GK Goalkeeper SPG Shots past goal SSG Shots saved by goalkeeper SSP Shots saved by player

REVISED
 Revised to correct Shot Chart Goal to be displayed as Empty Net Goal in period 3.



IHOWTEAM6-----GPB-000300--_77A V4.0

Report Created SAT 19 FEB 2022 19:06



Page 3/3



Face-off Chart

争球表 / Statistiques des mises en jeu

DEN - CHN

1st PERIOD

	DEN	CHN	DEN	CHN	DEN	CHN	Total wins all zones				
	Def. zone	Att. zone	Neutral zone		Att. zone	Def. zone					
	- 80	+ 34	+ 21	- 34	- 14	+ 34	<table border="1"> <thead> <tr> <th>DEN</th> <th>CHN</th> </tr> </thead> <tbody> <tr> <td>7 / 54%</td> <td>6 / 46%</td> </tr> </tbody> </table>	DEN	CHN	7 / 54%	6 / 46%
DEN	CHN										
7 / 54%	6 / 46%										
	+ 80	- 91	- 80	+ 34	+ 63	- 19					
	- 63	+ 34			+ 21	- 34					
	+ 63	- 44			- 14	+ 34					
	- 14	+ 34			+ 63	- 44					
	+ 63	- 44									
Total wins / period	3 / 50%	3 / 50%	1 / 50%	1 / 50%	3 / 60%	2 / 40%					

2nd PERIOD

	DEN	CHN	DEN	CHN	DEN	CHN	Total wins all zones				
	Def. zone	Att. zone	Neutral zone		Att. zone	Def. zone					
	- 80	+ 44	+ 21	- 34	+ 80	- 44	<table border="1"> <thead> <tr> <th>DEN</th> <th>CHN</th> </tr> </thead> <tbody> <tr> <td>11 / 61%</td> <td>7 / 39%</td> </tr> </tbody> </table>	DEN	CHN	11 / 61%	7 / 39%
DEN	CHN										
11 / 61%	7 / 39%										
	- 14	+ 34	- 80	+ 34	+ 21	- 34					
	+ 63	- 44	+ 63	- 34	- 14	+ 44					
	+ 14	- 44	+ 63	- 34	- 14	+ 34					
	+ 14	- 44	+ 14	- 44							
	+ 14	- 19									
	- 80	+ 34									
	+ 80	- 34									
	- 63	+ 34									
Total wins / period	5 / 56%	4 / 44%	4 / 80%	1 / 20%	2 / 50%	2 / 50%					

3rd PERIOD

	DEN	CHN	DEN	CHN	DEN	CHN	Total wins all zones				
	Def. zone	Att. zone	Neutral zone		Att. zone	Def. zone					
	+ 80	- 34	- 63	+ 34	- 63	+ 44	<table border="1"> <thead> <tr> <th>DEN</th> <th>CHN</th> </tr> </thead> <tbody> <tr> <td>4 / 31%</td> <td>9 / 69%</td> </tr> </tbody> </table>	DEN	CHN	4 / 31%	9 / 69%
DEN	CHN										
4 / 31%	9 / 69%										
	- 14	+ 19	+ 21	- 34	- 21	+ 44					
			- 14	+ 34	+ 63	- 44					
					- 63	+ 34					
					- 21	+ 34					
					+ 21	- 34					
					- 21	+ 34					
					- 14	+ 19					
Total wins / period	1 / 50%	1 / 50%	1 / 33%	2 / 67%	2 / 25%	6 / 75%					

TOTAL

	DEN	CHN	DEN	CHN	DEN	CHN	Total wins all zones				
	Def. zone	Att. zone	Neutral zone		Att. zone	Def. zone					
Total wins / game	9 / 53%	8 / 47%	6 / 60%	4 / 40%	7 / 41%	10 / 59%	<table border="1"> <thead> <tr> <th>DEN</th> <th>CHN</th> </tr> </thead> <tbody> <tr> <td>22 / 50%</td> <td>22 / 50%</td> </tr> </tbody> </table>	DEN	CHN	22 / 50%	22 / 50%
DEN	CHN										
22 / 50%	22 / 50%										



HEAD TO HEAD

		CHN								
No.	19	34	44	91	Tot.	wins DEN	Dz	Nz	Az	
DEN	14	1 - 2	0 - 6	3 - 1	13	4 31%	3 50%	1 50%	0 0%	
	21		6 - 2	0 - 1	9	6 67%		3 100%	3 50%	
	63	1 - 0	2 - 4	5 - 1	13	8 62%	3 60%	2 67%	3 60%	
	80		2 - 4	1 - 1	1 - 0	9	4 44%	3 50%	0 0%	1 100%
Tot.	4	26	13	1	44	22 50%	9 53%	6 60%	7 41%	
wins CHN	2 50%	16 62%	4 31%	0 0%	22 50%					
Dz	1 50%	6 67%	3 50%		10 59%					
Nz		4 44%	0 0%		4 40%					
Az	1 50%	6 75%	1 17%	0 0%	8 47%					

Legend:

Az Attacking zone **Dz** Defending zone **No.** Jersey number **Nz** Neutral zone **Tot.** Total face-offs played



Line-Ups

阵容 / Composition des équipes

ROC - SUI

Referees

3 LIEFFERS Cianna (CAN) , 22 MANTHA Elizabeth (CAN)

Linespersons

69 HANLEY Kendall (USA) , 30 SPRESSER Jackie (USA)

Goalkeepers

Team: ROC

No. Name

23 GREDZEN Daria
69 SOROKINA Maria

Team Line-ups

Team: ROC (Red)

No. Pos. Name

13	D	PIROGOVA Nina
72	D	SAVONINA Anna
59	F	DERGACHYOVA Yelena
79	F	FALYAKHOVA Landysh
97	F	SHOKHINA Anna +C
12	D	PECHNIKOVA Maria
70	D	SHIBANOVA Anna +A
15	F	PAVLOVA Valeria
26	F	DOBRODEYEVA Yekaterina
27	F	KORZHAKOVA Veronika
4	D	SMIRNOVA Yulia
19	D	PROVOROVA Yelena
17	F	KADIROVA Fanuza
21	F	BOLGAREVA Polina
29	F	VAFINA Alexandra +A
42	F	BRATISHEVA Oxana
73	F	KULISHOVA Viktoria
87	F	LUCHNIKOVA Polina

Head Coach: BOBARIKO Yevgeni

Team: SUI

No. Name

20 BRAENDLI Andrea
29 MAURER Saskia

Team: SUI (White)

No. Pos. Name

17	D	CHRISTEN Lara
22	D	LEEMANN Sinja
7	F	STALDER Lara +C
24	F	RYHNER Noemi
25	F	MULLER Alina +A
16	D	VALLARIO Nicole
23	D	BULLO Nicole
14	F	RASELLI Evelina +A
21	F	ENZLER Rahel
26	F	RUEGG Dominique
18	D	WETLI Stefanie
28	D	MARTI Alina
15	F	ZIMMERMANN Laura
88	F	STAENZ Phoebe
98	F	MOY Keely
3	D	FORSTER Sarah
9	D	SIGRIST Shannon
8	F	QUENNEC Kaleigh
12	F	RUEDI Lisa
71	F	LUTZ Lena Marie

Head Coach: MULLER Colin

NOT DRESSED:

39 GK SPIES Caroline

Legend:

+A	Assistant Captain	+C	Captain	D	Defender	F	Forward
No.	Jersey number	Pos.	Position				



Graphical Line-ups

阵容图 / Alignments

ROC - SUI

Referees

3 LIEFFERS Cianna (CAN) , 22 MANTHA Elizabeth (CAN)

Linespersons

69 HANLEY Kendall (USA) , 30 SPRESSER Jackie (USA)

Team: ROC - ROC (Red)

Head Coach: BOBARIKO Yevgeni

S1 69 SOROKINA Maria		
23 GREDZEN Daria		
S2 13 PIROGOVA Nina	S3 72 SAVONINA Anna	
S6 97 SHOKHINA Anna +C	S4 59 DERGACHYOVA Yelena	S5 79 FALYAKHOVA Landysh
70 SHIBANOVA Anna +A		12 PECHNIKOVA Maria
15 PAVLOVA Valeria	27 KORZHAKOVA Veronika	26 DOBRODEYEVA Yekaterina
4 SMIRNOVA Yulia		19 PROVOROVA Yelena
21 BOLGAREVA Polina	29 VAFINA Alexandra +A	17 KADIROVA Fanuza
87 LUCHNIKOVA Polina	42 BRATISHEVA Oxana	73 KULISHOVA Viktoria

Team: SUI - Switzerland (White)

Head Coach: MULLER Colin

S1 20 BRAENDLI Andrea		
29 MAURER Saskia		
17 CHRISTEN Lara		22 LEEMANN Sinja
24 RYHNER Noemi	25 MULLER Alina +A	7 STALDER Lara +C
S2 16 VALLARIO Nicole	S3 23 BULLO Nicole	
S5 21 ENZLER Rahel	S4 14 RASELLI Evelina +A	S6 26 RUEGG Dominique
18 WETLI Stefanie		28 MARTI Alina
15 ZIMMERMANN Laura	88 STAENZ Phoebe	98 MOY Keely
3 FORSTER Sarah		9 SIGRIST Shannon
71 LUTZ Lena Marie	12 RUEDI Lisa	8 QUENNEC Kaleigh

Legend:

+A Assistant Captain +C Captain Sn Starting position



Game Summary

比赛总结 / Résumé du match

ROC - SUI 5 - 2 (2 - 1, 2 - 1, 1 - 0)

Spectators	Referees	Linespersons
	3 LIEFFERS Cianna (CAN), 22 MANTHA Elizabeth (CAN)	69 HANLEY Kendall (USA), 30 SPRESSER Jackie (USA)

Team Statistics

Period	Score	SVS	SOG	PIM	TPP	PPG	SHG
1	2 : 1	11 : 11	13 : 12	4 : 2	02:00 : 02:36	0 : 1	0 : 0
2	2 : 1	7 : 9	11 : 8	0 : 2	02:00 : 00:00	0 : 0	0 : 1
3	1 : 0	10 : 6	7 : 10	6 : 2	00:51 : 04:51	0 : 0	1 : 0
Total	5 : 2	28 : 26	31 : 30	10 : 6	04:51 : 07:27	0 : 1	1 : 1

1st Period

Action	Time	ET/Res	Team	Type	No.	Name	(G)	Name of Assistant(s) / Action Description
GK	00:00		ROC		69	SOROKINA M		- Goalkeeper in
GK	00:00		SUI		20	BRAENDLI A		- Goalkeeper in
Penalty	02:13	04:13	ROC	2 min.	42	BRATISHEVA O		- Hooking
Goal	05:54	1 : 0	ROC	EQ	26	DOBRODEYEVA Y	(1)	29 VAFINA A 15 PAVLOVA V On Ice ROC 69 13 15 26 29 72 SUI 20 15 16 23 26 88
Penalty	08:33	10:33	SUI	2 min.	16	VALLARIO N		- Hooking
Penalty	16:40	17:16	ROC	2 min.	59	DERGACHYOVA Y		- Tripping
Goal	17:16	1 : 1	SUI	PP1	7	STALDER L	(2)	17 CHRISTEN L 25 MULLER A On Ice ROC 69 13 42 72 73 SUI 20 7 17 25 88 98 *
Goal	17:29	2 : 1	ROC	EQ	21	BOLGAREVA P	(1)	17 KADIROVA F On Ice ROC 69 4 17 19 21 29 SUI 20 14 16 21 23 26

2nd Period

Action	Time	ET/Res	Team	Type	No.	Name	(G)	Name of Assistant(s) / Action Description
Penalty	26:48	28:48	SUI	2 min.	88	STAENZ P		- Tripping
Goal	26:57	2 : 2	SUI	SH1	25	MULLER A	(1)	24 RYHNER N On Ice ROC 69 13 15 59 72 97 SUI 20 3 9 24 25
Goal	30:30	3 : 2	ROC	EQ	70	SHIBANOVA A	(1)	12 PECHNIKOVA M 42 BRATISHEVA O On Ice ROC 69 12 42 70 73 87 SUI 20 9 14 23 24 26
Goal	37:07	4 : 2	ROC	EQ	21	BOLGAREVA P	(2)	17 KADIROVA F On Ice ROC 69 13 17 21 29 72 SUI 20 12 16 23 24 26

3rd Period

Action	Time	ET/Res	Team	Type	No.	Name	(G)	Name of Assistant(s) / Action Description
Penalty	40:38	42:38	ROC	2 min.	59	DERGACHYOVA Y		- Hooking
Goal	41:39	5 : 2	ROC	SH1	21	BOLGAREVA P	(3)	29 VAFINA A On Ice ROC 69 4 19 21 29 SUI 20 7 17 25 88 98
Penalty	42:59	44:59	ROC	2 min.	70	SHIBANOVA A		- High Sticking
Penalty	47:25	49:25	ROC	2 min.	13	PIROGOVA N		- Checking to the Head and Neck Area
Penalty	48:16	50:16	SUI	2 min.	25	MULLER A		- Cross-Checking
GK	60:00		ROC					69 SOROKINA M - Goalkeeper out
GK	60:00		SUI					20 BRAENDLI A - Goalkeeper out

Goalkeeper Records

Team : ROC - ROC

No.	Name	SOG	SVS	MIP
69	SOROKINA Maria	30	28	60:00
23	GREDZEN Daria			

Team : SUI - Switzerland

No.	Name	SOG	SVS	MIP
20	BRAENDLI Andrea	31	26	60:00
29	MAURER Saskia			

Game Statistics

Team : ROC (Red)

Head Coach : BOBARIKO Yevgeni

No.	Pos.	Name	Shots on Goal							Time on Ice											
			G	A	P	PIM	FO+	FO-	FO+/-	FO%	1	2	3	OT	TOT	SHF	AVG				
13	D	PIROGOVA Nina	0	0	0	2	0	0	0	0.00	0	1	2	3	+1	6:04	7:45	7:42	21:31	37	0:34



Head Coach : BOBARIKO Yevgeni											Shots on Goal				Time on Ice								
No.	Pos.	Name	G	A	P	PIM	FO+	FO-	FO+/-	FO%	1	2	3	OT	TS	+/-	1	2	3	OT	TOT	SHF	AVG
59	F	DERGACHYOVA Yelena	0	0	0	4	7	12	-5	36.84	0	0	0	0	0	-1	5:43	5:44	4:52	16:19	22	0:44	
72	D	SAVONINA Anna	0	0	0	0	0	0	0	0.00	0	1	0	1	1	+1	6:05	7:15	7:35	20:55	34	0:36	
79	F	FALYAKHOVA Landysh	0	0	0	0	0	0	0	0.00	1	2	1	4	4	0	4:14	4:16	4:54	13:24	19	0:42	
97	F	SHOKHINA Anna +C	0	0	0	0	0	0	0	0.00	1	0	0	1	1	-1	6:12	6:59	6:16	19:27	25	0:46	
12	D	PECHNIKOVA Maria	0	1	1	0	0	0	0	0.00	1	1	0	2	2	+1	7:50	6:32	6:32	20:54	29	0:43	
15	F	PAVLOVA Valeria	0	1	1	0	0	2	-2	0.00	2	1	0	3	3	0	6:05	6:07	5:46	17:58	25	0:43	
26	F	DOBRODEYEVA Yekaterina	1	0	1	0	0	0	0	0.00	1	0	0	1	1	+1	5:26	4:28	5:26	15:20	23	0:40	
27	F	KORZHAKOVA Veronika	0	0	0	0	5	4	1	55.56	0	0	0	0	0	0	4:38	4:31	2:27	11:36	19	0:36	
70	D	SHIBANOVA Anna +A	1	0	1	2	0	0	0	0.00	1	1	1	3	3	+1	8:00	5:45	5:22	19:07	29	0:39	
4	D	SMIRNOVA Yulia	0	0	0	0	0	0	0	0.00	1	0	0	1	1	+2	6:00	6:12	6:52	19:04	29	0:39	
17	F	KADIROVA Fanuza	0	2	2	0	0	0	0	0.00	2	2	0	4	4	+2	3:53	4:58	1:40	10:31	17	0:37	
19	D	PROVOROVA Yelena	0	0	0	0	0	0	0	0.00	0	0	0	0	0	+2	5:57	6:29	4:53	17:19	31	0:33	
21	F	BOLGAREVA Polina	3	0	3	0	0	0	0	0.00	2	2	1	5	5	+3	4:54	4:52	3:42	13:28	23	0:35	
29	F	VAFINA Alexandra +A	0	2	2	0	2	11	-9	15.38	1	0	0	1	1	+4	4:32	4:53	4:31	13:56	23	0:36	
42	F	BRATISHEVA Oxana	0	1	1	2	5	2	3	71.43	0	0	0	0	0	+1	4:04	4:41	6:47	15:32	20	0:46	
73	F	KULISHOVA Viktoria	0	0	0	0	0	1	-1	0.00	0	0	2	2	2	+1	3:55	4:41	4:31	13:07	16	0:49	
87	F	LUCHNIKOVA Polina	0	0	0	0	0	1	-1	0.00	0	0	0	0	0	+1	3:39	3:35	3:30	10:44	15	0:42	
23	GK	GREDZEN Daria	0	0	0	0					0	0	0	0	0								
69	GK	SOROKINA Maria	0	0	0	0					0	0	0	0	0								
Total			5	7	12	10	19	33	-14	36.54	13	11	7	31									

Team : SUI (White)

Head Coach : MULLER Colin											Shots on Goal				Time on Ice								
No.	Pos.	Name	G	A	P	PIM	FO+	FO-	FO+/-	FO%	1	2	3	OT	TS	+/-	1	2	3	OT	TOT	SHF	AVG
7	F	STALDER Lara +C	1	0	1	0	0	0	0	0.00	3	0	2	5	5	-1	5:32	5:48	7:47	19:07	28	0:40	
17	D	CHRISTEN Lara	0	1	1	0	0	0	0	0.00	0	1	0	1	1	-1	6:39	7:54	7:41	22:14	35	0:38	
22	D	LEEMANN Sinja	0	0	0	0	0	0	0	0.00	0	0	0	0	0	0	5:20	5:49	4:20	15:29	30	0:30	
24	F	RYHNER Noemi	0	1	1	0	0	0	0	0.00	1	0	0	1	1	-1	6:10	5:19	3:43	15:12	24	0:38	
25	F	MULLER Alina +A	1	1	2	2	13	6	7	68.42	2	3	2	7	7	0	7:44	7:09	7:20	22:13	33	0:40	
14	F	RASELLI Evelina +A	0	0	0	0	12	6	6	66.67	1	0	0	1	1	-2	5:09	5:31	6:11	16:51	25	0:40	
16	D	VALLARIO Nicole	0	0	0	2	0	0	0	0.00	1	0	0	1	1	-3	5:35	4:45	4:22	14:42	29	0:30	
21	F	ENZLER Rahel	0	0	0	0	0	0	0	0.00	0	0	0	0	0	-1	4:45	1:45	1:56	8:26	15	0:33	
23	D	BULLO Nicole	0	0	0	0	0	0	0	0.00	0	0	0	0	0	-4	4:52	6:52	5:50	17:34	33	0:31	
26	F	RUEGG Dominique	0	0	0	0	0	0	0	0.00	0	1	2	3	3	-4	5:05	5:00	6:19	16:24	29	0:33	
15	F	ZIMMERMANN Laura	0	0	0	0	0	0	0	0.00	0	0	1	1	1	-1	4:54	3:34	3:43	12:11	18	0:40	
18	D	WETLI Stefanie	0	0	0	0	0	0	0	0.00	0	0	0	0	0	0	4:42	4:08	5:10	14:00	21	0:40	
28	D	MARTI Alina	0	0	0	0	0	2	-2	0.00	0	0	0	0	0	0	4:25	2:35	0:00	7:00	13	0:32	
88	F	STAENZ Phoebe	0	0	0	2	2	2	0	50.00	2	2	2	6	6	-2	5:16	6:09	8:50	20:15	27	0:45	
98	F	MOY Keely	0	0	0	0	0	0	0	0.00	1	1	1	3	3	-1	6:53	4:59	6:54	18:46	27	0:41	
3	D	FORSTER Sarah	0	0	0	0	0	0	0	0.00	0	0	0	0	0	+1	5:02	3:48	3:38	12:28	22	0:34	
8	F	QUENNEC Kaleigh	0	0	0	0	0	0	0	0.00	0	0	0	0	0	0	2:17	2:35	1:17	6:09	11	0:33	
9	D	SIGRIST Shannon	0	0	0	0	0	0	0	0.00	1	0	0	1	1	0	3:04	5:31	5:19	13:54	25	0:33	
12	F	RUEDI Lisa	0	0	0	0	6	3	3	66.67	0	0	0	0	0	-1	2:09	5:13	4:15	11:37	17	0:41	
71	F	LUTZ Lena Marie	0	0	0	0	0	0	0	0.00	0	0	0	0	0	0	2:37	3:25	2:58	9:00	14	0:38	
20	GK	BRAENDLI Andrea	0	0	0	0					0	0	0	0	0								
29	GK	MAURER Saskia	0	0	0	0					0	0	0	0	0								
Total			2	3	5	6	33	19	14	63.46	12	8	10	30									



Group A

R	Team	GP	W	OTW	OTL	L	GDF	GF : GA	PTS
1	CAN	1	1	0	0	0	+11	12 : 1	3
2	USA	1	1	0	0	0	+3	5 : 2	3
3	ROC	1	1	0	0	0	+3	5 : 2	3
4	FIN	1	0	0	0	1	-3	2 : 5	0
5	SUI	2	0	0	0	2	-14	3 : 17	0

	CAN	FIN	ROC	SUI	USA
CAN	*****	SAT 05 FEB 12:10	MON 07 FEB 12:10	12:1	TUE 08 FEB 12:10
FIN	SAT 05 FEB 12:10	*****	TUE 08 FEB 21:10	MON 07 FEB 21:10	2:5
ROC	MON 07 FEB 12:10	TUE 08 FEB 21:10	*****	5:2	SAT 05 FEB 21:10
SUI	1:12	MON 07 FEB 21:10	2:5	*****	SUN 06 FEB 21:10
USA	TUE 08 FEB 12:10	5:2	SAT 05 FEB 21:10	SUN 06 FEB 21:10	*****

Legend:

(G) Goals in tournament	*	Does not count for Plus/minus	+/-	Plus/minus net	+A	Assistant Captain
+C Captain	A	Assists	AVG	Average time on ice / shift	D	Defender
EQ Equal strength	ET/Res	Penalty end time/Result of game	F	Forward	FO%	Face-offs won as percentage
FO+ Face-offs won	FO-	Face-offs lost	FO+/-	Face-offs net	G	Goals
GA Goals against	GDF	Goal difference	GF	Goals for	GK	Goalkeeper
GP Games played	L	Losses	MIP	Minutes in play (GK)	No.	Jersey number
OT Overtime	OTL	Overtime losses	OTW	Overtime wins	P	Points
PIM Penalties in minutes	Pos.	Position	PP1	Power play - 1 player	PPG	Power play goals
PTS Points	R	Rank	SH1	Shorthanded - 1 player	SHF	Number of shifts
SHG Shorthanded goals	SOG	Shots on goal	SVS	Saves	TOT	Total
TPP Time on power play	TS	Total shots	W	Wins		



National Indoor Stadium
 国家体育馆
 Palais national omnisports

FRI 4 FEB 2022
 Start Time 12:10

Ice Hockey
 冰球 / Hockey sur glace

Women
 女子 / Femmes
Preliminary round - Group A, Game 6
 小组赛轮次 - A组 比赛 6 / Tour préliminaire - Groupe A, Match 6

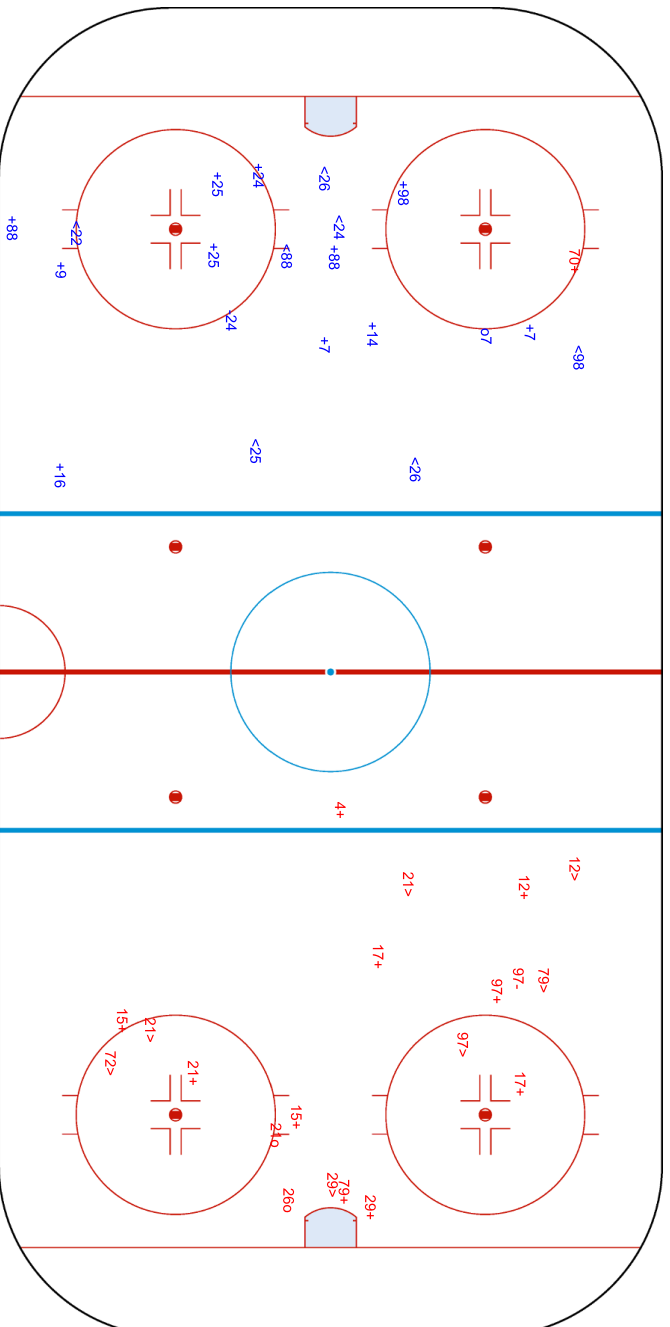


Shot Chart
 射门表 / Analyse des tirs

ROC - SUI



1st Period



Shots by SUI
 Goals (0): 1
 SSP (-): 7

Shots by ROC
 Goals (0): 2
 SSP (-): 7

SSG (+): 11
 SPG (-): 1
 07
 GK 69 of ROC

SSG (+): 11
 SPG (-): 1
 021
 026
 GK 20 of SUI



BEIJING 2022™

FRI 4 FEB 2022
Start Time 12:10

National Indoor Stadium
国家体育馆
Palais national omnisports

Ice Hockey
冰球 / Hockey sur glace
Women
女子 / Femmes

Preliminary round - Group A, Game 6
小组赛轮次 - A组 比赛 6 / Tour préliminaire - Groupe A, Match 6

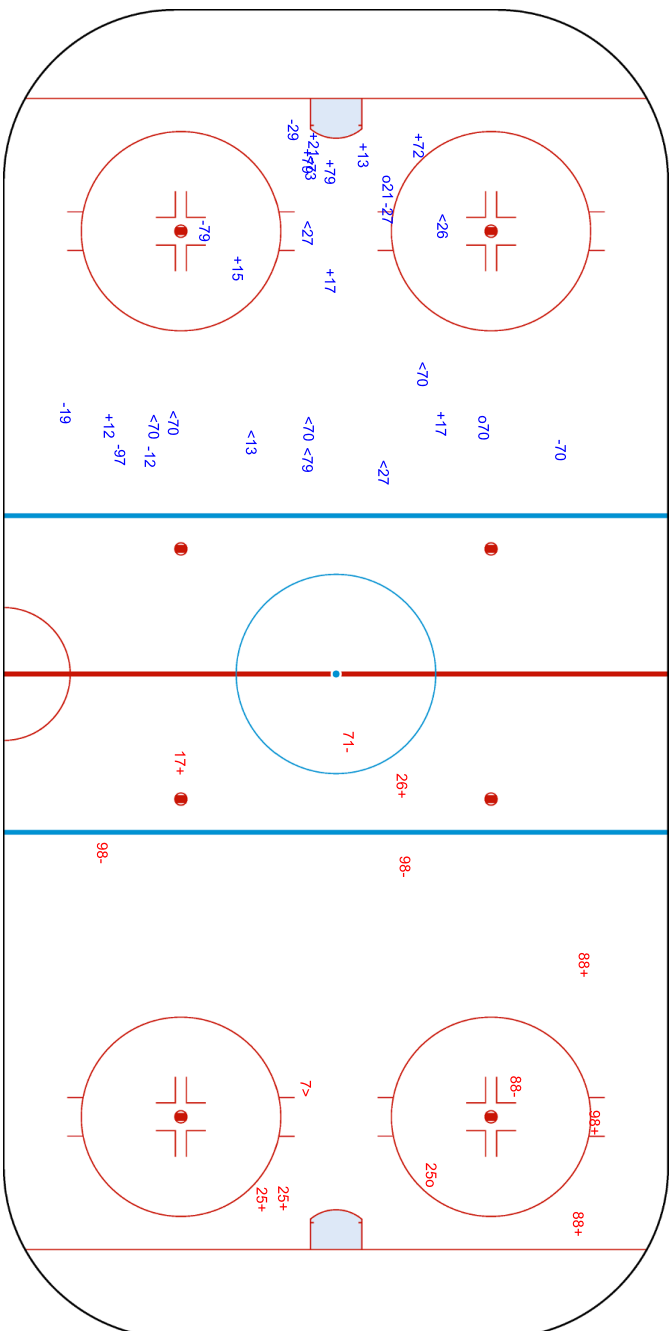


Shots by ROC
Goals (o): 2
SSP (-): 10
SSG (+): 9
SPG (-): 7

070	021
-----	-----

GK 20 of SUI

SUI 2nd Period ROC



Shots by SUI
Goals (o): 1
SSP (-): 1
SSG (+): 7
SPG (-): 4

028

GK 69 of ROC



National Indoor Stadium
 国家体育馆
 Palais national omnisports

FRI 4 FEB 2022
 Start Time 12:10

Ice Hockey
 冰球 / Hockey sur glace
Women
 女子 / Femmes

Preliminary round - Group A, Game 6
 小组赛轮次 - A组 比赛 6 / Tour préliminaire - Groupe A, Match 6



Shots by SUI
 Goals (0): 0
 SSP (-): 4
 SPG (-): 1

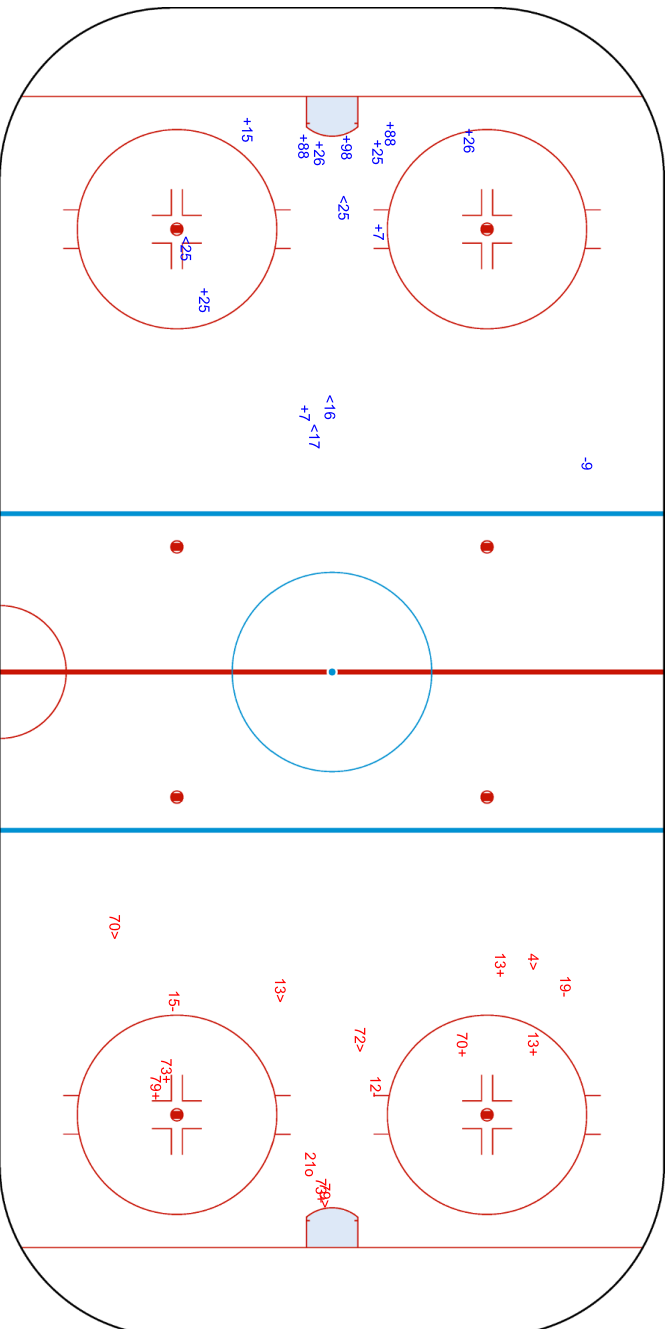
ROC **3rd Period**

SUI

Shots by ROC
 Goals (0): 1
 SSP (-): 5
 SPG (-): 3

GK 69 of ROC

GK 20 of SUI



Legend:	Goalkeeper	SPG	Shots past goal	SSG	Shots saved by goalkeeper	SSP	Shots saved by player
GK							



Face-off Chart

争球表 / Statistiques des mises en jeu

ROC - SUI

1st PERIOD

	ROC		SUI		ROC		SUI		Total wins all zones				
	Def. zone	Att. zone	Neutral zone	Neutral zone	Att. zone	Def. zone	Def. zone	Att. zone					
	- 73	+ 25	- 59	+ 14	- 29	+ 25	- 29	+ 25	<table border="1"> <thead> <tr> <th>ROC</th> <th>SUI</th> </tr> </thead> <tbody> <tr> <td>4 / 24%</td> <td>13 / 76%</td> </tr> </tbody> </table>	ROC	SUI	4 / 24%	13 / 76%
ROC	SUI												
4 / 24%	13 / 76%												
	+ 59	- 12	- 29	+ 14	+ 42	- 25	+ 42	- 25					
	- 59	+ 14	- 29	+ 14	+ 29	- 25	+ 29	- 25					
	- 42	+ 14	- 29	+ 88	- 29	+ 25	- 29	+ 25					
	- 42	+ 25			- 59	+ 14	- 59	+ 14					
	- 59	+ 25			+ 59	- 14	+ 59	- 14					
					- 59	+ 25	- 59	+ 25					
Total wins / period	1 / 17%	5 / 83%	0 / 0%	4 / 100%	3 / 43%	4 / 57%							

2nd PERIOD

	ROC		SUI		ROC		SUI		Total wins all zones				
	Def. zone	Att. zone	Neutral zone	Neutral zone	Att. zone	Def. zone	Def. zone	Att. zone					
	- 27	+ 14	+ 59	- 25	+ 59	- 88	+ 59	- 88	<table border="1"> <thead> <tr> <th>ROC</th> <th>SUI</th> </tr> </thead> <tbody> <tr> <td>9 / 47%</td> <td>10 / 53%</td> </tr> </tbody> </table>	ROC	SUI	9 / 47%	10 / 53%
ROC	SUI												
9 / 47%	10 / 53%												
	- 27	+ 14	- 29	+ 12	+ 42	- 14	+ 42	- 14					
	+ 27	- 25	- 29	+ 25	+ 59	- 25	+ 59	- 25					
			- 59	+ 25	- 59	+ 12	- 59	+ 12					
			+ 29	- 14	- 59	+ 25	- 59	+ 25					
			- 29	+ 25	- 27	+ 12	- 27	+ 12					
			+ 27	- 28									
			+ 27	- 28									
			+ 42	- 12									
			- 59	+ 25									
Total wins / period	1 / 33%	2 / 67%	5 / 50%	5 / 50%	3 / 50%	3 / 50%							

3rd PERIOD

	ROC		SUI		ROC		SUI		Total wins all zones				
	Def. zone	Att. zone	Neutral zone	Neutral zone	Att. zone	Def. zone	Def. zone	Att. zone					
	- 15	+ 25	- 59	+ 25	- 15	+ 12	- 15	+ 12	<table border="1"> <thead> <tr> <th>ROC</th> <th>SUI</th> </tr> </thead> <tbody> <tr> <td>6 / 38%</td> <td>10 / 62%</td> </tr> </tbody> </table>	ROC	SUI	6 / 38%	10 / 62%
ROC	SUI												
6 / 38%	10 / 62%												
	- 29	+ 14	- 59	+ 14	+ 42	- 25	+ 42	- 25					
	- 87	+ 88	+ 42	- 14	+ 27	- 14	+ 27	- 14					
	+ 27	- 88	+ 59	- 14									
	- 27	+ 12	- 59	+ 12									
	- 29	+ 14											
	+ 59	- 12											
	- 29	+ 14											
Total wins / period	2 / 25%	6 / 75%	2 / 40%	3 / 60%	2 / 67%	1 / 33%							

TOTAL

	ROC		SUI		ROC		SUI		Total wins all zones				
	Def. zone	Att. zone	Neutral zone	Neutral zone	Att. zone	Def. zone	Def. zone	Att. zone					
Total wins / game	4 / 24%	13 / 76%	7 / 37%	12 / 63%	8 / 50%	8 / 50%			<table border="1"> <thead> <tr> <th>ROC</th> <th>SUI</th> </tr> </thead> <tbody> <tr> <td>19 / 37%</td> <td>33 / 63%</td> </tr> </tbody> </table>	ROC	SUI	19 / 37%	33 / 63%
ROC	SUI												
19 / 37%	33 / 63%												



HEAD TO HEAD

		SUI					Tot.	wins ROC	Dz	Nz	Az
No.	12	14	25	28	88						
ROC	15	0 - 1		0 - 1			2	0 0%	0 0%		0 0%
	27	0 - 2	1 - 2	1 - 0	2 - 0	1 - 0	9	5 56%	2 40%	2 100%	1 50%
	29	0 - 1	1 - 5	1 - 4		0 - 1	13	2 15%	0 0%	1 14%	1 33%
	42	1 - 0	2 - 1	2 - 1			7	5 71%	0 0%	2 100%	3 100%
	59	2 - 2	2 - 4	2 - 6		1 - 0	19	7 37%	2 50%	2 25%	3 43%
	73			0 - 1			1	0 0%	0 0%		
	87					0 - 1	1	0 0%	0 0%		
Tot.	9	18	19	2	4	52	19 37%	4 24%	7 37%	8 50%	
wins SUI	6 67%	12 67%	13 68%	0 0%	2 50%	33 63%					
Dz	3 100%	1 25%	4 50%		0 0%	8 50%					
Nz	2 67%	4 57%	5 83%	0 0%	1 100%	12 63%					
Az	1 33%	7 100%	4 80%		1 50%	13 76%					

Legend:

Az Attacking zone **Dz** Defending zone **No.** Jersey number **Nz** Neutral zone **Tot.** Total face-offs played



Line-Ups

阵容 / Composition des équipes

REVISED
5 FEB 11:22

CAN - FIN

Referees

8 RAPIN Chelsea (USA) , 4 WIEGAND Anna (SUI)

Linespersons

68 LINNEK Lisa (GER) , 53 LOVENSNO Veronica (SWE)

Goalkeepers

Team: CAN

No.	Name
35	DESBIENS Ann-Renee
38	MASCHMEYER Emerance

Team: FIN

No.	Name
18	RAISANEN Meeri
36	KEISALA Anni

Team Line-ups

Team: CAN (Red)

No.	Pos.	Name
3	D	LAROCQUE Jocelyne
14	D	FAST Renata
19	F	JENNER Brianna +A
26	F	CLARK Emily
29	F	POULIN Marie-Philip +C
23	D	AMBROSE Erin
42	D	THOMPSON Claire
10	F	FILLIER Sarah
24	F	SPOONER Natalie
47	F	RATTRAY Jamie Lee
21	D	BELL Ashton
28	D	ZANDEE-HART Micah
6	F	JOHNSTON Rebecca
20	F	NURSE Sarah
40	F	TURNBULL Blayre +A
17	D	SHELTON Ella
7	F	STACEY Laura
11	F	SAULNIER Jill
27	F	MALTAIS Emma

Team: FIN (White)

No.	Pos.	Name
6	D	HIIRIKOSKI Jenni +C
88	D	SAVOLAINEN Ronja
16	F	NIEMINEN Petra +A
33	F	KARVINEN Michelle +A
77	F	TAPANI Susanna
8	D	VIITASUO Ella
15	D	TUOMINEN Minnamari
10	F	HOLOPAINEN Elisa
24	F	VAINIKKA Viivi
40	F	TULUS Noora
7	D	RANTALA Sanni
9	D	LAITINEN Nelli
23	F	HAKALA Sanni
34	F	SUNDELIN Sofianna
61	F	NISKANEN Tanja
2	D	KARJALAINEN Sini
12	F	VANHANEN Sanni
27	F	LIKALA Julia
28	F	NYLUND Jenniina
32	F	VESA Emilia

Head Coach: RYAN Troy

Head Coach: TOIVOLA Juuso

NOT DRESSED:

15 F DAOUST Melodie
50 GK CAMPBELL Kristen

NOT DRESSED:

1 GK MAKINEN Eveliina

Legend:

+A Assistant Captain **+C** Captain **D** Defender **F** Forward
No. Jersey number **Pos.** Position

REVISED

Revised to change line-ups on request of team FIN.



Graphical Line-ups
阵容图 / Alignments

CAN - FIN

Referees

8 RAPIN Chelsea (USA) , 4 WIEGAND Anna (SUI)

Linespersons

68 LINNEK Lisa (GER) , 53 LOVENSNO Veronica (SWE)

Team: CAN - Canada (Red)

Head Coach: RYAN Troy

S1 35 DESBIENS Ann-Renee		
38 MASCHMEYER Emerance		
S2 3 LAROCQUE Jocelyne	S3 14 FAST Renata	
S5 26 CLARK Emily	S6 29 POULIN Marie-Philip +C	S4 19 JENNER Brianne +A
42 THOMPSON Claire		23 AMBROSE Erin
47 RATTRAY Jamie Lee	10 FILLIER Sarah	24 SPOONER Natalie
28 ZANDEE-HART Micah		21 BELL Ashton
20 NURSE Sarah	40 TURNBULL Blayre +A	6 JOHNSTON Rebecca
17 SHELTON Ella		
11 SAULNIER Jill	27 MALTAIS Emma	7 STACEY Laura

Team: FIN - Finland (White)

Head Coach: TOIVOLA Juuso

S1 18 RAISANEN Meeri		
36 KEISALA Anni		
S2 6 HIIRIKOSKI Jenni +C	S3 88 SAVOLAINEN Ronja	
S5 33 KARVINEN Michelle +A	S6 77 TAPANI Susanna	S4 16 NIEMINEN Petra +A
8 VIITASUO Ella		15 TUOMINEN Minnamari
24 VAINIKKA Viivi	40 TULUS Noora	10 HOLOPAINEN Elisa
9 LAITINEN Nelli		7 RANTALA Sanni
23 HAKALA Sanni	61 NISKANEN Tanja	34 SUNDELIN Sofianna
2 KARJALAINEN Sini		32 VESA Emilia
28 NYLUND Jenniina	12 VANHANEN Sanni	27 LIIKALA Julia

Legend:

+A Assistant Captain **+C** Captain **Sn** Starting position



Game Summary

比赛总结 / Résumé du match

CAN - FIN 11 - 1 (2 - 1, 5 - 0, 4 - 0)

Spectators	Referees	Linespersons
670	8 RAPIN Chelsea (USA), 4 WIEGAND Anna (SUI)	68 LINNEK Lisa (GER), 53 LOVENSNO Veronica (SWE)

Team Statistics

Period	Score	SVS	SOG	PIM	TPP	PPG	SHG
1	2 : 1	7 : 15	17 : 8	6 : 4	02:00 : 02:33	0 : 0	0 : 0
2	5 : 0	6 : 13	18 : 6	2 : 4	04:00 : 02:18	0 : 0	0 : 0
3	4 : 0	15 : 9	13 : 15	6 : 0	00:00 : 06:02	0 : 0	0 : 0
Total	11 : 1	28 : 37	48 : 29	14 : 8	06:00 : 10:53	0 : 0	0 : 0

1st Period

Action	Time	ET/Res	Team	Type	No.	Name	(G)	Name of Assistant(s) / Action Description
GK	00:00		FIN		18	RAISANEN M		- Goalkeeper in
GK	00:00		CAN		35	DESBIENS AR		- Goalkeeper in
Goal	01:01	1 : 0	CAN	EQ	10	FILLIER S	(3)	24 SPOONER N On Ice CAN 35 10 23 24 42 47 42 THOMPSON C FIN 18 8 10 15 24 77
Penalty	04:57	06:57	FIN	2 min.	7	RANTALA S		- Illegal Hit
Penalty	08:44	10:44	CAN	2 min.	14	FAST R		- Hooking
Goal	12:45	2 : 0	CAN	EQ	20	NURSE S	(1)	On Ice CAN 35 19 20 23 40 42 FIN 18 7 10 15 24 40
Penalty	14:41	16:41	CAN	2 min.	27	MALTAIS E		- Slashing
Penalty	14:41	16:41	FIN	2 min.	18	RAISANEN M		- Roughing / Served by: 32 VESA E
Goal	18:27	2 : 1	FIN	EQ	15	TUOMINEN M	(1)	On Ice CAN 35 7 21 26 28 29 FIN 18 8 10 15 24 40
Penalty	19:27	21:27	CAN	2 min.	40	TURNBULL B		- Cross-Checking

2nd Period

Action	Time	ET/Res	Team	Type	No.	Name	(G)	Name of Assistant(s) / Action Description
Goal	23:22	3 : 1	CAN	EQ	10	FILLIER S	(4)	14 FAST R On Ice CAN 35 3 10 14 24 47 24 SPOONER N FIN 18 7 9 12 27 28
Penalty	24:12	26:12	FIN	2 min.	10	HOLOPAINEN E		- Illegal Hit
Penalty	27:47	29:47	FIN	2 min.	7	RANTALA S		- Interference
Goal	30:01	4 : 1	CAN	EQ	20	NURSE S	(2)	On Ice CAN 35 3 14 20 24 47 47 RATTRAY JL FIN 18 2 7 15 24 40
Goal	31:20	5 : 1	CAN	EQ	19	JENNER B	(1)	3 LAROCQUE J On Ice CAN 35 3 14 19 26 29 29 POULIN MP FIN 18 6 16 33 77 88
Goal	34:27	6 : 1	CAN	EQ	19	JENNER B	(2)	On Ice CAN 35 19 20 28 40 42 29 POULIN MP FIN 18 8 12 15 27 28
Goal	36:35	7 : 1	CAN	EQ	7	STACEY L	(3)	On Ice CAN 35 7 11 17 27 42 17 SHELTON E FIN 18 6 16 33 77 88
Penalty	39:09	41:09	CAN	2 min.	14	FAST R		- Tripping

3rd Period

Action	Time	ET/Res	Team	Type	No.	Name	(G)	Name of Assistant(s) / Action Description
GK	40:00		FIN		36	KEISALA A		- Goalkeeper in
Goal	47:06	8 : 1	CAN	EQ	47	RATTRAY JL	(1)	19 JENNER B On Ice CAN 35 10 19 21 28 47 21 BELL A FIN 36 9 12 15 23 34
Penalty	49:33	51:33	CAN	2 min.	29	POULIN MP		- Illegal Hit
Goal	53:07	9 : 1	CAN	EQ	20	NURSE S	(3)	On Ice CAN 35 3 10 20 23 24 24 SPOONER N FIN 36 6 9 27 28 77
Goal	54:10	10 : 1	CAN	EQ	7	STACEY L	(4)	On Ice CAN 35 7 11 17 21 27 21 BELL A FIN 36 8 15 16 33 40
Goal	54:45	11 : 1	CAN	EQ	19	JENNER B	(3)	On Ice CAN 35 10 14 19 23 26 29 POULIN MP FIN 36 6 10 12 24 88
Penalty	57:02	59:02	CAN	2 min.	29	POULIN MP		- Tripping
Penalty	57:55	59:55	CAN	2 min.	26	CLARK E		- Slashing
GK	60:00		CAN					35 DESBIENS AR - Goalkeeper out



Wukesong Sports Centre

五棵松体育中心
Centre sportif de Wukesong

SAT 5 FEB 2022

Start Time 12:10
End Time 14:23

Ice Hockey

冰球 / Hockey sur glace

Women

女子 / Femmes

Preliminary round - Group A, Game 7

小组赛轮次 - A组, 比赛 7 / Tour préliminaire - Groupe A, Match 7



Action	Time	ET/Res	Team	Type	No.	Name	(G)	Name of Assistant(s) / Action Description
GK	60:00		FIN					36 KEISALA A - Goalkeeper out

Goalkeeper Records

Team : CAN - Canada

Team : FIN - Finland

No.	Name	SOG	SVS	MIP	No.	Name	SOG	SVS	MIP
35	DESBIENS Ann-Renee	29	28	60:00	18	RAISANEN Meeri	35	28	40:00
38	MASCHMEYER Emerance				36	KEISALA Anni	13	9	20:00

Game Statistics

Team : CAN (Red)

Head Coach : RYAN Troy											Shots on Goal				Time on Ice								
No.	Pos.	Name	G	A	P	PIM	FO+	FO-	FO+/-	FO%	1	2	3	OT	TS	+/-	1	2	3	OT	TOT	SHF	AVG
3	D	LAROCQUE Jocelyne	0	1	1	0	0	0	0	0.00	0	0	1	1	1	+4	7:37	8:21	3:31		19:29	30	0:38
14	D	FAST Renata	0	1	1	4	0	0	0	0.00	2	1	0			+4	8:19	7:29	5:25		21:13	33	0:38
19	F	JENNER Brianna +A	3	1	4	0	7	5	2	58.33	2	3	2			+5	6:27	6:22	5:13		18:02	29	0:37
26	F	CLARK Emily	0	1	1	2	0	0	0	0.00	0	0	0			+1	5:51	3:34	5:44		15:09	30	0:30
29	F	POULIN Marie-Philip +C	0	3	3	4	9	1	8	90.00	0	2	0			0	7:17	5:55	4:09		17:21	28	0:37
10	F	FILLIER Sarah	2	0	2	0	5	3	2	62.50	3	2	0			+5	5:56	6:55	3:32		16:23	28	0:35
23	D	AMBROSE Erin	0	1	1	0	0	0	0	0.00	4	0	0			+4	5:42	6:39	5:24		17:45	30	0:35
24	F	SPOONER Natalie	0	4	4	0	0	1	-1	0.00	0	1	0			+4	5:22	5:57	3:49		15:08	21	0:43
42	D	THOMPSON Claire	0	1	1	0	0	0	0	0.00	0	1	0			+4	4:53	4:10	3:25		12:28	23	0:32
47	F	RATTRAY Jamie Lee	1	1	2	0	0	0	0	0.00	0	0	3			+4	4:52	6:20	3:07		14:19	22	0:39
6	F	JOHNSTON Rebecca	0	0	0	0	0	0	0	0.00	0	1	1			0	4:24	5:22	3:46		13:32	21	0:38
20	F	NURSE Sarah	3	0	3	0	6	4	2	60.00	2	3	2			+4	4:02	5:00	4:57		13:59	25	0:33
21	D	BELL Ashton	0	2	2	0	0	0	0	0.00	0	0	0			+1	4:30	1:27	6:48		12:45	22	0:34
28	D	ZANDEE-HART Micah	0	1	1	0	0	0	0	0.00	0	0	0			+1	5:48	6:05	6:22		18:15	32	0:34
40	F	TURNBULL Blayre +A	0	0	0	2	11	7	4	61.11	2	0	2			+2	4:32	3:51	5:28		13:51	27	0:30
7	F	STACEY Laura	2	0	2	0	0	0	0	0.00	1	2	1			+1	2:46	3:39	4:14		10:39	17	0:37
11	F	SAULNIER Jill	0	0	0	0	0	0	0	0.00	0	2	0			+2	2:24	3:57	4:41		11:02	19	0:34
17	D	SHELTON Ella	0	2	2	0	0	0	0	0.00	0	0	0			+2	1:25	3:23	6:26		11:14	20	0:33
27	F	MALTAIS Emma	0	1	1	2	1	4	-3	20.00	1	0	1			+2	3:12	3:17	6:29		12:58	25	0:31
35	GK	DESBIENS Ann-Renee	0	0	0	0	0	0	0	0.00	0	0	0										
38	GK	MASCHMEYER Emerance	0	0	0	0	0	0	0	0.00	0	0	0										
Total			11	20	31	14	39	25	14	60.94	17	18	13			48							

Team : FIN (White)

Head Coach : TOIVOLA Juuso											Shots on Goal				Time on Ice									
No.	Pos.	Name	G	A	P	PIM	FO+	FO-	FO+/-	FO%	1	2	3	OT	TS	+/-	1	2	3	OT	TOT	SHF	AVG	
6	D	HIIRIKOSKI Jenni +C	0	0	0	0	0	0	0	0.00	2	2	2			6	-4	9:35	7:17	8:55		25:47	37	0:41
16	F	NIEMINEN Petra +A	0	0	0	0	5	3	2	62.50	0	1	3			4	-3	6:40	4:54	6:53		18:27	27	0:41
33	F	KARVINEN Michelle +A	0	0	0	0	0	0	0	0.00	1	1	2			4	-3	7:09	5:33	6:57		19:39	31	0:38
77	F	TAPANI Susanna	0	0	0	0	8	12	-4	40.00	0	0	0			0	-4	8:25	6:25	6:23		21:13	31	0:41
88	D	SAVOLAINEN Ronja	0	0	0	0	0	0	0	0.00	0	1	0			1	-3	6:15	5:39	7:25		19:19	32	0:36
8	D	VIITASUO Ella	0	0	0	0	0	0	0	0.00	0	0	0			0	-2	4:43	3:33	5:56		14:12	21	0:40
10	F	HOLOPAINEN Elisa	0	0	0	2	0	0	0	0.00	1	0	1			2	-2	4:39	4:07	5:13		13:59	26	0:32
15	D	TUOMINEN Minnamari	1	0	1	0	0	0	0	0.00	1	0	0			1	-5	4:22	4:55	4:18		13:35	22	0:37
24	F	VAINIKKA Viivi	0	0	0	0	3	3	0	50.00	1	0	1			2	-3	5:07	4:55	5:07		15:09	23	0:39
40	F	TULUS Noora	0	0	0	0	4	5	-1	44.44	0	0	1			1	-2	5:07	4:58	5:59		16:04	26	0:37
7	D	RANTALA Sanni	0	0	0	4	0	0	0	0.00	0	0	0			0	-3	4:14	6:12	2:08		12:34	16	0:47
9	D	LAITINEN Nelli	0	0	0	0	0	0	0	0.00	1	0	1			2	-3	6:14	8:49	6:05		21:08	28	0:45
23	F	HAKALA Sanni	0	0	0	0	0	0	0	0.00	1	0	1			2	-1	3:05	4:08	3:39		10:52	18	0:36
34	F	SUNDELIN Sofianna	0	0	0	0	0	0	0	0.00	0	0	1			1	-1	4:13	4:57	3:44		12:54	20	0:38
61	F	NISKANEN Tanja	0	0	0	0	3	7	-4	30.00	0	0	1			1	0	3:32	4:03	3:54		11:29	20	0:34
2	D	KARJALAINEN Sini	0	0	0	0	0	0	0	0.00	0	0	0			0	-1	3:04	3:02	4:11		10:17	14	0:44
12	F	VANHANEN Sanni	0	0	0	0	2	7	-5	22.22	0	0	1			1	-4	3:23	4:47	4:03		12:13	17	0:43
27	F	LIKALA Julia	0	0	0	0	0	0	0	0.00	0	0	0			0	-3	2:09	3:23	4:20		9:52	14	0:42
28	F	NYLUND Jenniina	0	0	0	0	0	2	-2	0.00	0	1	0			1	-3	3:05	3:43	4:02		10:50	14	0:46
32	F	VESA Emilia	0	0	0	0	0	0	0	0.00	0	0	0			0	0	0:07	0:00	0:00		0:07	1	0:07



Head Coach : TOIVOLA Juuso		Shots on Goal										Time on Ice												
No.	Pos.	Name	G	A	P	PIM	FO+	FO-	FO+/-	FO%	1	2	3	OT	TS	+/-	1	2	3	OT	TOT	SHF	AVG	
18	GK	RAISANEN Meeri	0	0	0	2					0	0	0		0									
36	GK	KEISALA Anni	0	0	0	0					0	0	0		0									
Total			1	0	1	8	25	39	-14	39.06	8	6	15		29									

Group A

R	Team	GP	W	OTW	OTL	L	GDF	GF : GA	PTS
1	CAN	2	2	0	0	0	+21	23 : 2	6
2	USA	1	1	0	0	0	+3	5 : 2	3
3	ROC	1	1	0	0	0	+3	5 : 2	3
4	FIN	2	0	0	0	2	-13	3 : 16	0
5	SUI	2	0	0	0	2	-14	3 : 17	0

	CAN	FIN	ROC	SUI	USA
CAN	*****	11:1	MON 07 FEB 12:10	12:1	TUE 08 FEB 12:10
FIN	1:11	*****	TUE 08 FEB 21:10	MON 07 FEB 21:10	2:5
ROC	MON 07 FEB 12:10	TUE 08 FEB 21:10	*****	5:2	SAT 05 FEB 21:10
SUI	1:12	MON 07 FEB 21:10	2:5	*****	SUN 06 FEB 21:10
USA	TUE 08 FEB 12:10	5:2	SAT 05 FEB 21:10	SUN 06 FEB 21:10	*****

Legend:

(G) Goals in tournament	+/- Plus/minus net	+A Assistant Captain	+C Captain
A Assists	AVG Average time on ice / shift	D Defender	EQ Equal strength
ET/Res Penalty end time/Result of game	F Forward	FO% Face-offs won as percentage	FO+ Face-offs won
FO- Face-offs lost	FO+/- Face-offs net	G Goals	GA Goals against
GDF Goal difference	GF Goals for	GK Goalkeeper	GP Games played
L Losses	MIP Minutes in play (GK)	No. Jersey number	OT Overtime
OTL Overtime losses	OTW Overtime wins	P Points	PIM Penalties in minutes
Pos. Position	PPG Power play goals	PTS Points	R Rank
SHF Number of shifts	SHG Shorthanded goals	SOG Shots on goal	SVS Saves
TOT Total	TPP Time on power play	TS Total shots	W Wins



Wukesong Sports Centre
 五棵松体育中心
 Centre sportif de Wukesong
SAT 5 FEB 2022
 Start Time 12:10

Ice Hockey
 冰球 / Hockey sur glace
Women
 女子 / Femmes
Preliminary round - Group A, Game 7
 小组赛轮次 - A组, 比赛 7 / Tour préliminaire - Groupe A, Match 7

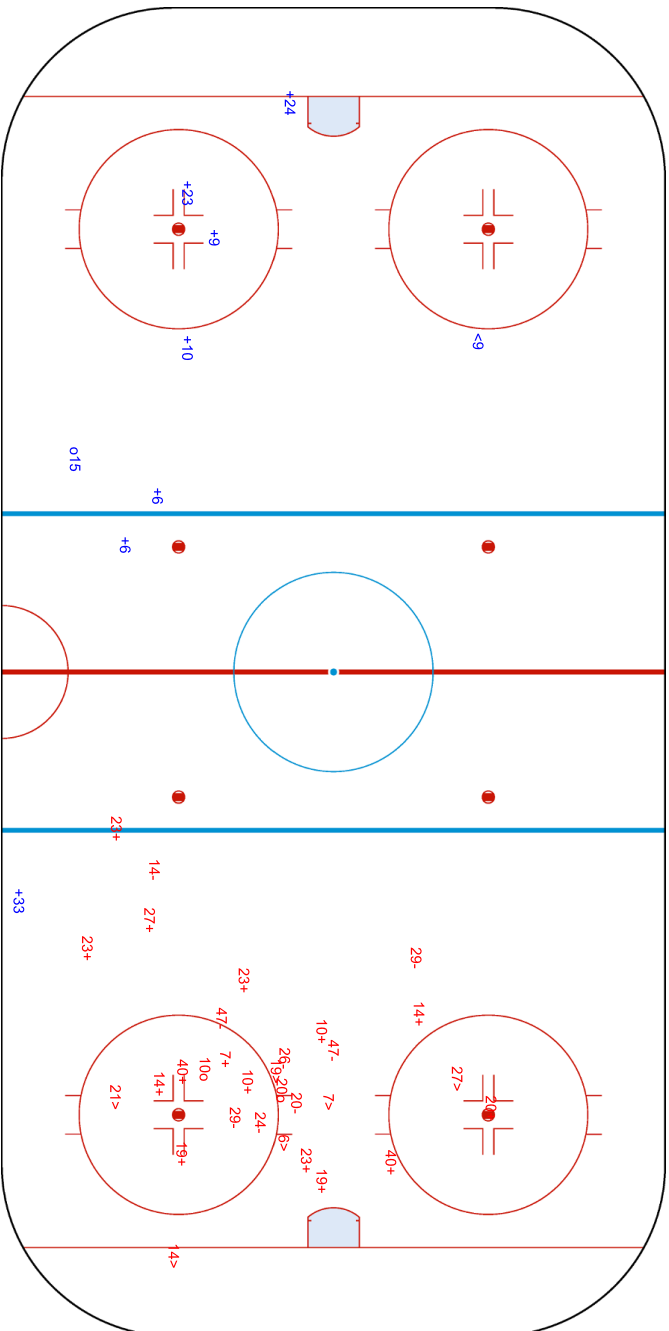
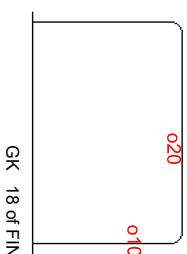
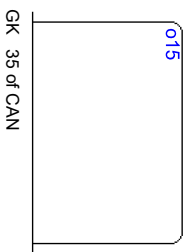


Shot Chart
 射门表 / Analyse des tirs

CAN - FIN

Shots by FIN
 Goals (G): 1
 SSP (-): 1
 SSG (+): 7
 SPG (-): 0

Shots by CAN
 Goals (G): 2
 SSP (-): 6
 SSG (+): 15
 SPG (-): 8





Wukesong Sports Centre
 五棵松体育中心
 Centre sportif de Wukesong

BEIJING 2022
SAT 5 FEB 2022
 Start Time 12:10

Ice Hockey
 冰球 / Hockey sur glace

Women
 女子 / Femmes

Preliminary round - Group A, Game 7

小组赛轮次 - A组, 比赛 7 / Tour préliminaire - Groupe A, Match 7

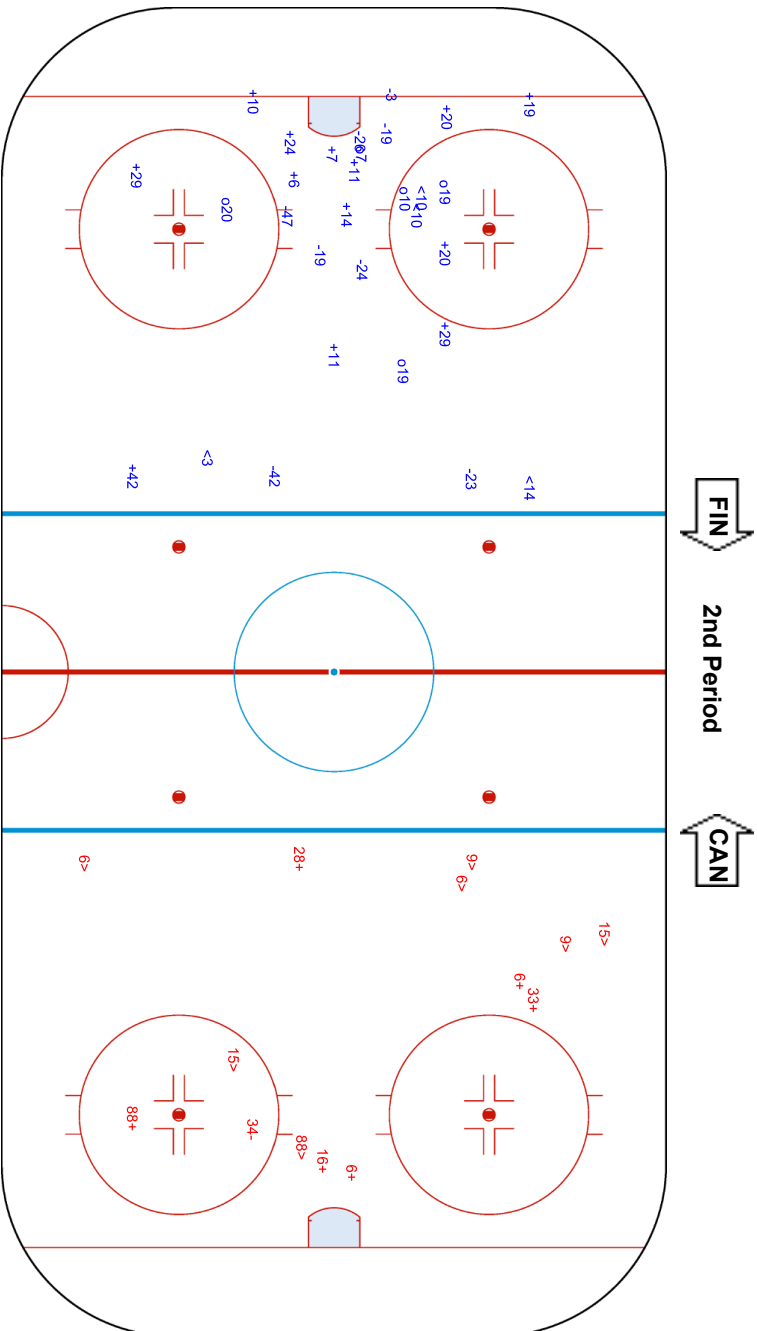


Shots by CAN SSG (+): 13
 Goals (o): 5 SPG (-): 8
 SSP (-): 4

Shots by FIN SSG (+): 6
 Goals (o): 0 SPG (-): 1
 SSP (-): 7

o10	o20
07 o1819	

GK 18 of FIN	
GK 35 of CAN	





Wukesong Sports Centre
 五棵松体育中心
 Centre sportif de Wukesong
SAT 5 FEB 2022
 Start Time 12:10

Ice Hockey
 冰球 / Hockey sur glace
Women
 女子 / Femmes
Preliminary round - Group A, Game 7
 小组赛轮次 - A组, 比赛 7 / Tour préliminaire - Groupe A, Match 7

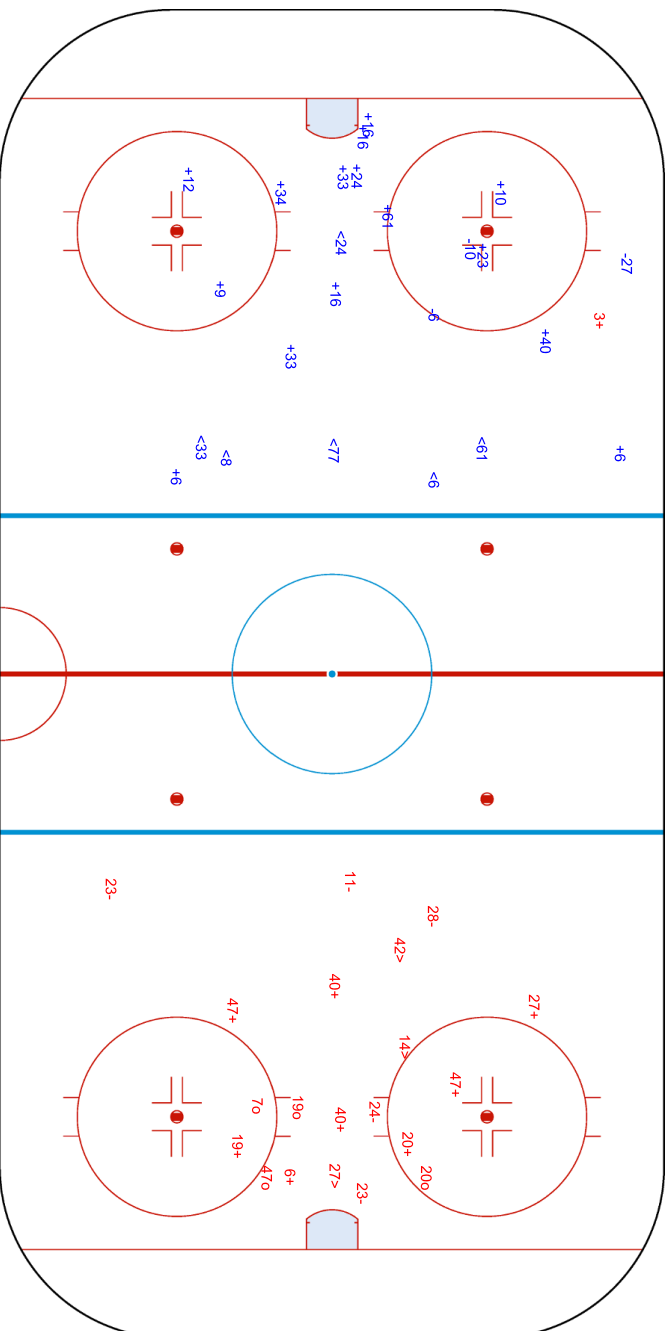


Shots by FIN
 Goals (0): 0
 SSP (-): 6
 SSG (+): 15
 SPG (-): 3

Shots by CAN
 Goals (0): 4
 SSP (-): 3
 SSG (+): 9
 SPG (-): 5

GK 35 of CAN

GK 18 of FIN



Legend:	GK	Goalkeeper	SPG	Shots past goal	SSG	Shots saved by goalkeeper	SSP	Shots saved by player
---------	----	------------	-----	-----------------	-----	---------------------------	-----	-----------------------

IHOWTEAM6-----GPA-000400--_77A V3.0

Report Created SAT 5 FEB 2022 14:28





Face-off Chart

争球表 / Statistiques des mises en jeu

CAN - FIN

1st PERIOD

	CAN		FIN		Neutral zone		CAN		FIN		Total wins all zones				
	Def. zone	Att. zone	Def. zone	Att. zone	Att. zone	Def. zone	Att. zone	Def. zone							
	+ 19	- 16	+ 29	- 77	+ 19	- 77	+ 19	- 77			<table border="1"> <thead> <tr> <th>CAN</th> <th>FIN</th> </tr> </thead> <tbody> <tr> <td>10 / 63%</td> <td>6 / 37%</td> </tr> </tbody> </table>	CAN	FIN	10 / 63%	6 / 37%
CAN	FIN														
10 / 63%	6 / 37%														
	- 40	+ 16	+ 40	- 61	+ 29	- 12	+ 29	- 12							
	+ 20	- 28	- 40	+ 77	- 29	+ 12	- 29	+ 12							
	+ 19	- 16	+ 10	- 77	+ 10	- 61	+ 10	- 61							
					+ 20	- 24	+ 20	- 24							
					- 10	+ 40	- 10	+ 40							
					- 19	+ 77	- 19	+ 77							
					- 40	+ 40	- 40	+ 40							
Total wins / period	3 / 75%	1 / 25%	3 / 75%	1 / 25%	4 / 50%	4 / 50%	4 / 50%	4 / 50%							

2nd PERIOD

	CAN		FIN		Neutral zone		CAN		FIN		Total wins all zones				
	Def. zone	Att. zone	Def. zone	Att. zone	Att. zone	Def. zone	Att. zone	Def. zone							
	- 20	+ 16	- 19	+ 77	- 19	+ 24	- 19	+ 24			<table border="1"> <thead> <tr> <th>CAN</th> <th>FIN</th> </tr> </thead> <tbody> <tr> <td>16 / 62%</td> <td>10 / 38%</td> </tr> </tbody> </table>	CAN	FIN	16 / 62%	10 / 38%
CAN	FIN														
16 / 62%	10 / 38%														
	- 40	+ 77	+ 40	- 77	+ 27	- 61	+ 27	- 61							
	+ 40	- 24	+ 20	- 77	+ 19	- 77	+ 19	- 77							
	- 20	+ 61	- 27	+ 61	- 24	+ 77	- 24	+ 77							
	- 20	+ 40	+ 29	- 77	+ 29	- 40	+ 29	- 40							
	+ 29	- 77	+ 40	- 12	+ 20	- 28	+ 20	- 28							
	+ 29	- 77	+ 40	- 40	+ 20	- 77	+ 20	- 77							
	+ 29	- 12	+ 29	- 12	+ 10	- 61	+ 10	- 61							
	- 40	+ 16			- 27	+ 77	- 27	+ 77							
Total wins / period	4 / 44%	5 / 56%	6 / 75%	2 / 25%	6 / 67%	3 / 33%	6 / 67%	3 / 33%							

3rd PERIOD

	CAN		FIN		Neutral zone		CAN		FIN		Total wins all zones				
	Def. zone	Att. zone	Def. zone	Att. zone	Att. zone	Def. zone	Att. zone	Def. zone							
	- 19	+ 24	+ 40	- 40	- 10	+ 77	- 10	+ 77			<table border="1"> <thead> <tr> <th>CAN</th> <th>FIN</th> </tr> </thead> <tbody> <tr> <td>13 / 59%</td> <td>9 / 41%</td> </tr> </tbody> </table>	CAN	FIN	13 / 59%	9 / 41%
CAN	FIN														
13 / 59%	9 / 41%														
	- 40	+ 77	+ 10	- 12	+ 19	- 61	+ 19	- 61							
	- 27	+ 40	+ 40	- 77	- 10	+ 12	- 10	+ 12							
	+ 40	- 77	+ 29	- 12											
	- 27	+ 24	+ 10	- 61											
	+ 20	- 40													
	- 19	+ 61													
	+ 19	- 61													
	+ 40	- 12													
	- 20	+ 16													
	+ 40	- 40													
	+ 19	- 24													
	- 40	+ 16													
	+ 40	- 16													
Total wins / period	7 / 50%	7 / 50%	5 / 100%	0 / 0%	1 / 33%	2 / 67%	1 / 33%	2 / 67%							



TOTAL

	CAN		FIN		CAN		FIN		Total wins all zones	
	Def. zone	Att. zone	Neutral zone		Att. zone	Def. zone	CAN	FIN		
Total wins / game	14 / 52%	13 / 48%	14 / 82%	3 / 18%	11 / 55%	9 / 45%	39 / 61%	25 / 39%		

HEAD TO HEAD

	No.	FIN						Tot.	wins CAN	Dz	Nz	Az	
		12	16	24	28	40	61						77
CAN	10	1 - 1				0 - 1	3 - 0	1 - 1	8	5 63%		3 100%	2 40%
	19		2 - 0	1 - 2			2 - 1	2 - 2	12	7 58%	4 67%	0 0%	3 60%
	20		0 - 2	1 - 0	2 - 0	1 - 1	0 - 1	2 - 0	10	6 60%	2 33%	1 100%	3 100%
	24							0 - 1	1	0 0%			0 0%
	27			0 - 1		0 - 1	1 - 1	0 - 1	5	1 20%	0 0%	0 0%	1 50%
	29	4 - 1				1 - 0		4 - 0	10	9 90%	3 100%	4 100%	2 67%
	40	2 - 0	1 - 3	1 - 0		3 - 1	1 - 0	3 - 3	18	11 61%	5 50%	6 86%	0 0%
Tot.		9	8	6	2	9	10	20	64	39 61%	14 52%	14 82%	11 55%
wins FIN		2 22%	5 63%	3 50%	0 0%	4 44%	3 30%	8 40%	25 39%				
Dz		2 67%		1 50%	0 0%	2 67%	0 0%	4 57%	9 45%				
Nz		0 0%				0 0%	1 33%	2 25%	3 18%				
Az		0 0%	5 63%	2 50%	0 0%	2 50%	2 67%	2 40%	13 48%				

Legend:

Az Attacking zone **Dz** Defending zone **No.** Jersey number **Nz** Neutral zone **Tot.** Total face-offs played



Line-Ups

阵容 / Composition des équipes

REVISED
5 FEB 15:55

JPN - DEN

Referees

14 COOKE Kelly (USA) , 18 FURBERG Maria (SWE)

Linespersons

7 CLARKE Alex (CAN) , 88 STRONG Sara (USA)

Goalkeepers

Team: JPN

No. Name

1 FUJIMOTO Nana
30 KONISHI Akane

Team: DEN

No. Name

30 JENSEN Lisa
72 REPSTOCK-ROMME Cassandra

Team Line-ups

Team: JPN (Black)

No. Pos. Name

3	D	SHIGA Aoi
4	D	TOKO Ayaka +A
14	F	TOKO Haruka
15	F	UKITA Rui
16	F	SHIGA Akane
2	D	KOIKE Shiori
8	D	HOSOYAMADA Akane +A
10	F	YONEYAMA Haruna
11	F	MIURA Mei
23	F	YAMASHITA Hikaru
6	D	SUZUKI Sena
7	D	KAWASHIMA Yukiko
12	F	OSAWA Chiho +C
18	F	TAKA Suzuka
27	F	KOYAMA Remi
28	D	YAMASHITA Shiori
13	F	FUJIMOTO Moeko
19	F	OTAKI Chika
21	F	KUBO Hanae
22	F	SHISHIUCHI Miho

Head Coach: IIZUKA Yuji

NOT DRESSED:

20 GK MASUHARA Miyuu

Team: DEN (White)

No. Pos. Name

19	D	ASPERUP Josephine
89	D	FRANSEN Malene +A
8	F	PERSSEN Josefine
21	F	WEIS Michelle
63	F	JAKOBSEN Josefine +C
2	D	MELBERG Kristine
87	D	JACQUET Simone +A
4	F	GLUD Silke
14	F	JENSEN Nicoline
50	F	BAU Mia
11	D	ANDERSEN Amalie
15	D	REFSGAARD Amanda
18	F	PETERS Maria
27	F	FRIIS-HANSEN Lilli
80	F	OSTERGAARD Julie
22	D	SKOTT Sofie
13	F	BRIX Michele
17	F	SKRIVER Sofia
23	F	OKSBJERG Julie
68	F	RUSSELL Emma

Head Coach: ELANDER Peter

NOT DRESSED:

33 GK NORDSTROM Emma-Sofie

Legend:

+A	Assistant Captain	+C	Captain	D	Defender	F	Forward
No.	Jersey number	Pos.	Position				

REVISED

Revised to change jersey color of DEN.



Graphical Line-ups
阵容图 / Alignments

JPN - DEN

Referees

14 COOKE Kelly (USA) , 18 FURBERG Maria (SWE)

Linespersons

7 CLARKE Alex (CAN) , 88 STRONG Sara (USA)

Team: JPN - Japan (Black)

Head Coach: IIZUKA Yuji

S1 1 FUJIMOTO Nana		
30 KONISHI Akane		
S2 3 SHIGA Aoi	S3 4 TOKO Ayaka +A	
S5 15 UKITA Rui	S4 14 TOKO Haruka	S6 16 SHIGA Akane
2 KOIKE Shiori		8 HOSoyAMADA Akane +A
23 YAMASHITA Hikaru	10 YONEYAMA Haruna	11 MIURA Mei
7 KAWASHIMA Yukiko		6 SUZUKI Sena
27 KOYAMA Remi	18 TAKA Suzuka	12 OSAWA Chiho +C
28 YAMASHITA Shiori		19 OTAKI Chika
21 KUBO Hanae	13 FUJIMOTO Moeko	22 SHISHIUCHI Miho

Team: DEN - Denmark (White)

Head Coach: ELANDER Peter

S1 72 REPSTOCK-ROMME Cassandra		
30 JENSEN Lisa		
S2 19 ASPERUP Josephine	S3 89 FRANDSEN Malene +A	
S4 8 PERSSON Josefine	S6 63 JAKOBSEN Josefine +C	S5 21 WEIS Michelle
87 JACQUET Simone +A		2 MELBERG Kristine
4 GLUD Silke	14 JENSEN Nicoline	50 BAU Mia
11 ANDERSEN Amalie		15 REFSGAARD Amanda
18 PETERS Maria	80 OSTERGAARD Julie	27 FRIIS-HANSEN Lilli
22 SKOTT Sofie		68 RUSSELL Emma
17 SKRIVER Sofia	13 BRIX Michele	23 OKSBJERG Julie

Legend:

+A Assistant Captain **+C** Captain **Sn** Starting position



Game Summary

比赛总结 / Résumé du match

JPN - DEN 6 - 2 (3 - 0, 2 - 1, 1 - 1)

Spectators	Referees	Linespersons
476	14 COOKE Kelly (USA) , 18 FURBERG Maria (SWE)	7 CLARKE Alex (CAN) , 88 STRONG Sara (USA)

Team Statistics

Period	Score	SVS	SOG	PIM	TPP	PPG	SHG
1	3 : 0	4 : 10	13 : 4	0 : 0	00:00 : 00:00	0 : 0	0 : 0
2	2 : 1	6 : 15	17 : 7	2 : 6	05:38 : 02:00	1 : 0	0 : 0
3	1 : 1	8 : 11	12 : 9	6 : 2	02:00 : 04:21	0 : 1	0 : 0
Total	6 : 2	18 : 36	42 : 20	8 : 8	07:38 : 06:21	1 : 1	0 : 0

1st Period

Action	Time	ET/Res	Team	Type	No.	Name	(G)	Name of Assistant(s) / Action Description
GK	00:00		JPN		1	FUJIMOTO N		- Goalkeeper in
GK	00:00		DEN		72	REPSTOCK-ROMME C		- Goalkeeper in
Goal	10:46	1 : 0	JPN	EQ	23	YAMASHITA H	(1)	11 MIURA M On Ice JPN 1 6 7 10 11 23 2 KOIKE S DEN 72 4 14 19 50 89
Goal	12:08	2 : 0	JPN	EQ	14	TOKO H	(1)	3 SHIGA A On Ice JPN 1 3 4 14 15 16 4 TOKO A DEN 72 19 21 50 63 89
Goal	13:50	3 : 0	JPN	EQ	15	UKITA R	(2)	On Ice JPN 1 3 4 14 15 16 DEN 72 8 19 21 63 89
Time-out	13:50		DEN					
GK	13:50		DEN		30	JENSEN L		- Goalkeeper in 72 REPSTOCK-ROMME C - Goalkeeper out

2nd Period

Action	Time	ET/Res	Team	Type	No.	Name	(G)	Name of Assistant(s) / Action Description
Goal	22:53	4 : 0	JPN	EQ	4	TOKO A	(1)	14 TOKO H On Ice JPN 1 4 8 14 16 19 DEN 30 19 21 68 80 89
Penalty	24:13	26:13	DEN	2 min.	14	JENSEN N		- Illegal Hit
Goal	29:16	4 : 1	DEN	EQ	50	BAU M	(1)	14 JENSEN N On Ice JPN 1 3 4 14 15 16 DEN 30 2 14 18 50 87
Penalty	30:47	32:47	JPN	2 min.	10	YONEYAMA H		- Cross-Checking
Penalty	33:55	35:55	DEN	2 min.	27	FRIIS-HANSEN L		- Tripping
Penalty	38:16	39:54	DEN	2 min.	19	ASPERUP J		- Roughing
Goal	39:54	5 : 1	JPN	PP1	16	SHIGA A	(1)	21 KUBO H On Ice JPN 1 3 4 14 16 21 14 TOKO H DEN 30 27 80 87 89 *

3rd Period

Action	Time	ET/Res	Team	Type	No.	Name	(G)	Name of Assistant(s) / Action Description
Penalty	44:27	46:27	JPN	2 min.	16	SHIGA A		- Hooking
Goal	48:02	6 : 1	JPN	EQ	10	YONEYAMA H	(2)	23 YAMASHITA H On Ice JPN 1 6 10 23 27 28 2 KOIKE S DEN 30 11 14 19 23 50
GK	50:25		JPN		30	KONISHI A		- Goalkeeper in 1 FUJIMOTO N - Goalkeeper out
Penalty	50:34	52:34	DEN	2 min.	80	OSTERGAARD J		- Tripping
Penalty	57:03	59:03	JPN	2 min.	11	MIURA M		- Tripping
Penalty	59:34	59:55	JPN	2 min.	10	YONEYAMA H		- Tripping
Goal	59:55	6 : 2	DEN	PP1	63	JAKOBSEN J	(1)	8 PERSSON J On Ice JPN 30 2 8 11 13 21 WEIS M DEN 30 8 13 14 21 63 *
GK	60:00		JPN					30 KONISHI A - Goalkeeper out
GK	60:00		DEN					30 JENSEN L - Goalkeeper out

Goalkeeper Records

Team : JPN - Japan

Team : DEN - Denmark

No.	Name	SOG	SVS	MIP	No.	Name	SOG	SVS	MIP
1	FUJIMOTO Nana	13	12	50:25	30	JENSEN Lisa	30	27	46:10
30	KONISHI Akane	7	6	09:35	72	REPSTOCK-ROMME Cassandra	12	9	13:50



Game Statistics

Team : JPN (Black)

		Head Coach : IIZUKA Yuji								Shots on Goal				Time on Ice									
No.	Pos.	Name	G	A	P	PIM	FO+	FO-	FO+/-	FO%	1	2	3	OT	TS	+/-	1	2	3	OT	TOT	SHF	AVG
3	D	SHIGA Aoi	0	1	1	0	0	0	0	0.00	0	0	0	0	0	+1	7:25	7:50	7:53		23:08	37	0:37
4	D	TOKO Ayaka +A	1	1	2	0	0	0	0	0.00	1	2	0	0	0	+2	5:45	9:35	7:37		22:57	36	0:38
14	F	TOKO Haruka	1	2	3	0	15	4	11	78.95	1	2	0	0	0	+2	5:18	9:29	5:08		19:55	24	0:49
15	F	UKITA Rui	1	0	1	0	0	0	0	0.00	1	2	2	0	0	+1	6:12	8:26	6:10		20:48	28	0:44
16	F	SHIGA Akane	1	0	1	2	0	0	0	0.00	1	4	3	0	0	+2	5:17	7:37	4:19		17:13	25	0:41
2	D	KOIKE Shiori	0	2	2	0	0	0	0	0.00	1	0	0	0	0	0	7:05	6:46	8:59		22:50	37	0:37
8	D	HOSOYAMADA Akane +A	0	0	0	0	0	0	0	0.00	0	1	0	0	0	+1	6:29	8:42	8:44		23:55	38	0:37
10	F	YONEYAMA Haruna	1	0	1	4	7	13	-6	35.00	0	0	2	0	0	+2	5:21	6:06	6:07		17:34	27	0:39
11	F	MIURA Mei	0	1	1	2	0	0	0	0.00	0	0	0	0	0	+1	4:42	0:39	1:43		7:04	14	0:30
23	F	YAMASHITA Hikaru	1	1	2	0	0	0	0	0.00	3	0	2	0	0	+2	5:09	2:42	3:55		11:46	22	0:32
6	D	SUZUKI Sena	0	0	0	0	0	0	0	0.00	0	0	0	0	0	+2	5:43	3:57	2:54		12:34	19	0:39
7	D	KAWASHIMA Yukiko	0	0	0	0	0	0	0	0.00	0	0	0	0	0	+1	5:04	3:13	1:43		10:00	16	0:37
12	F	OSAWA Chiho +C	0	0	0	0	0	0	0	0.00	1	1	0	0	0	0	6:17	6:36	4:46		17:39	22	0:48
18	F	TAKA Suzuka	0	0	0	0	4	5	-1	44.44	2	1	1	0	0	0	7:36	3:55	4:29		16:00	21	0:45
27	F	KOYAMA Remi	0	0	0	0	0	0	0	0.00	2	2	0	0	0	+1	5:34	2:58	5:08		13:40	20	0:41
13	F	FUJIMOTO Moeko	0	0	0	0	0	4	-4	0.00	0	0	0	0	0	0	1:52	1:09	3:55		6:56	12	0:34
19	F	OTAKI Chika	0	0	0	0	0	0	0	0.00	0	1	2	0	0	+1	1:18	3:06	1:25		5:49	11	0:31
21	F	KUBO Hanae	0	1	1	0	0	0	0	0.00	0	1	0	0	0	0	3:58	4:23	5:01		13:22	15	0:53
22	F	SHISHIUCHI Miho	0	0	0	0	0	0	0	0.00	0	0	0	0	0	0	0:51	0:08	2:56		3:55	8	0:29
28	D	YAMASHITA Shiori	0	0	0	0	0	0	0	0.00	0	0	0	0	0	+1	1:39	0:00	1:44		3:23	5	0:40
1	GK	FUJIMOTO Nana	0	0	0	0					0	0	0	0	0								
30	GK	KONISHI Akane	0	0	0	0					0	0	0	0	0								
Total			6	9	15	8	26	26	0	50.00	13	17	12	42									

Team : DEN (White)

		Head Coach : ELANDER Peter								Shots on Goal				Time on Ice										
No.	Pos.	Name	G	A	P	PIM	FO+	FO-	FO+/-	FO%	1	2	3	OT	TS	+/-	1	2	3	OT	TOT	SHF	AVG	
8	F	PERSSON Josefine	0	1	1	0	0	0	0	0.00	1	1	0	0	0	-1	8:19	6:50	7:58		23:07	31	0:44	
19	D	ASPERUP Josephine	0	0	0	2	0	0	0	0.00	0	0	0	0	0	-5	7:27	7:21	7:18		22:06	35	0:37	
21	F	WEIS Michelle	0	1	1	0	2	5	-3	28.57	0	2	0	0	0	-3	5:36	6:42	6:54		19:12	29	0:39	
63	F	JAKOBSEN Josefine +C	1	0	1	0	9	8	1	52.94	0	0	2	0	0	-2	7:11	7:10	9:19		23:40	31	0:45	
89	D	FRANSEN Malene +A	0	0	0	0	0	0	0	0.00	0	0	1	0	0	-4	6:29	7:21	6:34		20:24	31	0:39	
2	D	MELBERG Kristine	0	0	0	0	0	0	0	0.00	0	0	0	0	0	+1	6:14	4:30	4:59		15:43	33	0:28	
4	F	GLUD Silke	0	0	0	0	0	0	0	0.00	0	0	0	0	0	-1	6:48	4:46	6:49		18:23	33	0:33	
14	F	JENSEN Nicoline	0	1	1	2	10	6	4	62.50	1	0	0	0	0	-1	6:17	5:51	6:27		18:35	38	0:29	
50	F	BAU Mia	1	0	1	0	0	0	0	0.00	0	2	2	0	0	-2	5:23	2:28	2:49		10:40	25	0:25	
87	D	JACQUET Simone +A	0	0	0	0	0	0	0	0.00	1	0	0	0	0	+1	5:48	6:05	5:10		17:03	33	0:31	
11	D	ANDERSEN Amalie	0	0	0	0	0	0	0	0.00	0	0	2	0	0	-1	6:34	6:48	5:27		18:49	26	0:43	
15	D	REFSGAARD Amanda	0	0	0	0	0	0	0	0.00	0	1	0	0	0	1	0	7:05	6:00	4:37		17:42	31	0:34
18	F	PETERS Maria	0	0	0	0	0	0	0	0.00	0	0	0	0	0	+1	4:02	3:22	2:47		10:11	20	0:30	
27	F	FRIIS-HANSEN Lilli	0	0	0	2	0	1	-1	0.00	0	0	0	0	0	0	2:06	4:11	1:44		8:01	15	0:32	
80	F	OSTERGAARD Julie	0	0	0	2	5	5	0	50.00	1	1	0	0	0	-1	3:40	4:20	4:42		12:42	24	0:31	
13	F	BRIX Michele	0	0	0	0	0	1	-1	0.00	0	0	0	0	0	0	2:32	2:06	3:39		8:17	15	0:33	
17	F	SKRIVER Sofia	0	0	0	0	0	0	0	0.00	0	0	0	0	0	0	3:05	2:21	2:29		7:55	14	0:33	
22	D	SKOTT Sofie	0	0	0	0	0	0	0	0.00	0	0	0	0	0	0	0:00	0:00	0:00		0:00	0	0:00	
23	F	OKSBJERG Julie	0	0	0	0	0	0	0	0.00	0	0	2	0	0	-1	3:18	2:40	3:48		9:46	19	0:30	
68	F	RUSSELL Emma	0	0	0	0	0	0	0	0.00	0	0	0	0	0	-1	1:43	2:55	4:02		8:40	11	0:47	
30	GK	JENSEN Lisa	0	0	0	0					0	0	0	0	0									
72	GK	REPSTOCK-ROMME Cassandra	0	0	0	0					0	0	0	0	0									
Total			2	3	5	8	26	26	0	50.00	4	7	9	20										



Group B

R	Team	GP	W	OTW	OTL	L	GDF	GF : GA	PTS
1	JPN	2	2	0	0	0	+6	9 : 3	6
2	CZE	1	1	0	0	0	+2	3 : 1	3
3	CHN	2	1	0	0	1	0	4 : 4	3
4	SWE	1	0	0	0	1	-2	1 : 3	0
5	DEN	2	0	0	0	2	-6	3 : 9	0

	CHN	CZE	DEN	JPN	SWE
CHN	*****	1:3	3:1	SUN 06 FEB 16:40	MON 07 FEB 21:10
CZE	3:1	*****	MON 07 FEB 16:40	TUE 08 FEB 16:40	SAT 05 FEB 16:40
DEN	1:3	MON 07 FEB 16:40	*****	2:6	TUE 08 FEB 21:10
JPN	SUN 06 FEB 16:40	TUE 08 FEB 16:40	6:2	*****	3:1
SWE	MON 07 FEB 21:10	SAT 05 FEB 16:40	TUE 08 FEB 21:10	1:3	*****

Legend:

(G) Goals in tournament	*	Does not count for Plus/minus	+/- Plus/minus net	+A Assistant Captain
+C Captain	A	Assists	AVG Average time on ice / shift	D Defender
EQ Equal strength	ET/Res	Penalty end time/Result of game	F Forward	FO% Face-offs won as percentage
FO+ Face-offs won	FO-	Face-offs lost	FO+/- Face-offs net	G Goals
GA Goals against	GDF	Goal difference	GF Goals for	GK Goalkeeper
GP Games played	L	Losses	MIP Minutes in play (GK)	No. Jersey number
OT Overtime	OTL	Overtime losses	OTW Overtime wins	P Points
PIM Penalties in minutes	Pos.	Position	PP1 Power play - 1 player	PPG Power play goals
PTS Points	R	Rank	SHF Number of shifts	SHG Shorthanded goals
SOG Shots on goal	SVS	Saves	TOT Total	TPP Time on power play
TS Total shots	W	Wins		



Wukesong Sports Centre
 五棵松体育中心
 Centre sportif de Wukesong
SAT 5 FEB 2022
 Start Time 16:40

Ice Hockey
 冰球 / Hockey sur glace

Women

女子 / Femmes

Preliminary round - Group B, Game 8

小组赛轮次 - B组 比赛 8 / Tour préliminaire - Groupe B, Match 8



Shot Chart
 射门表 / Analyse des tirs
JPN - DEN

Shots by JPN
 Goals (G): 3
 SSP (-): 6

Shots by DEN
 Goals (G): 0
 SSP (-): 5

SSG (+): 10
 SPG (-): 2

DEN

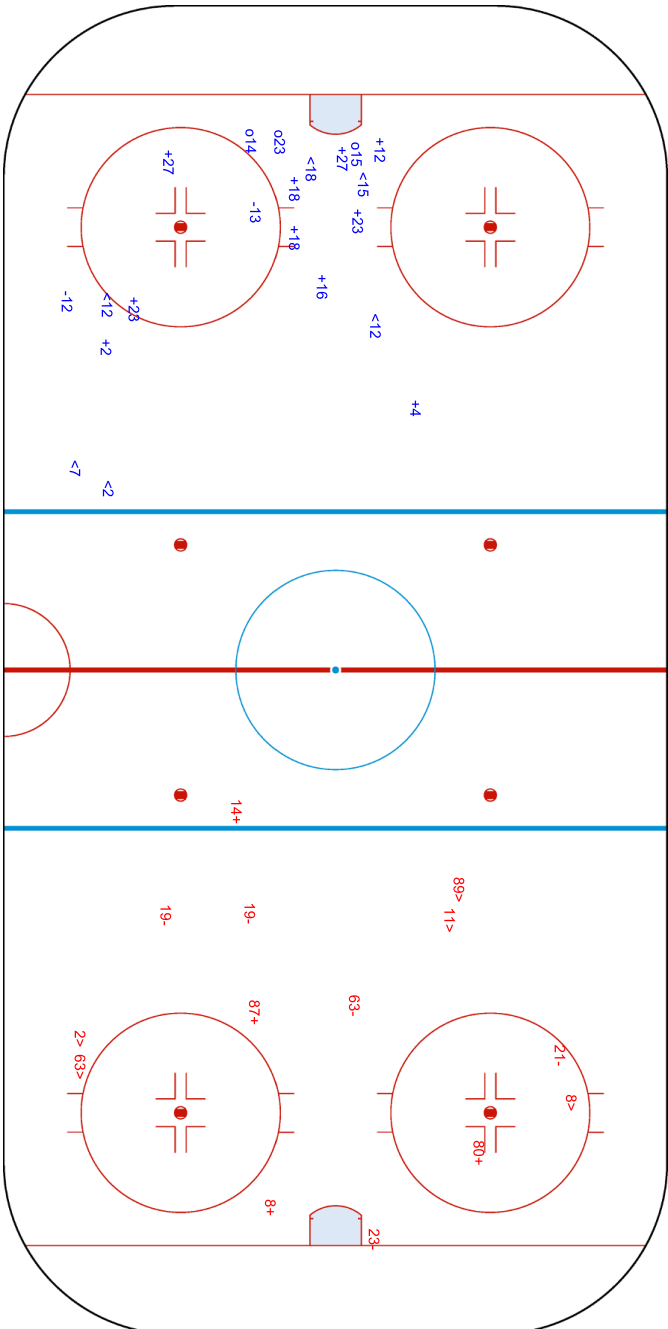
1st Period

JPN

GK 30 of DEN

GK 1 of JPN

023
 014 015
 GK 72 of DEN





Wukesong Sports Centre
 五棵松体育中心
 Centre sportif de Wukesong

SAT 5 FEB 2022
 Start Time 16:40

Ice Hockey
 冰球 / Hockey sur glace

Women
 女子 / Femmes
Preliminary round - Group B, Game 8
 小组赛轮次 - B组, 比赛 8 / Tour préliminaire - Groupe B, Match 8

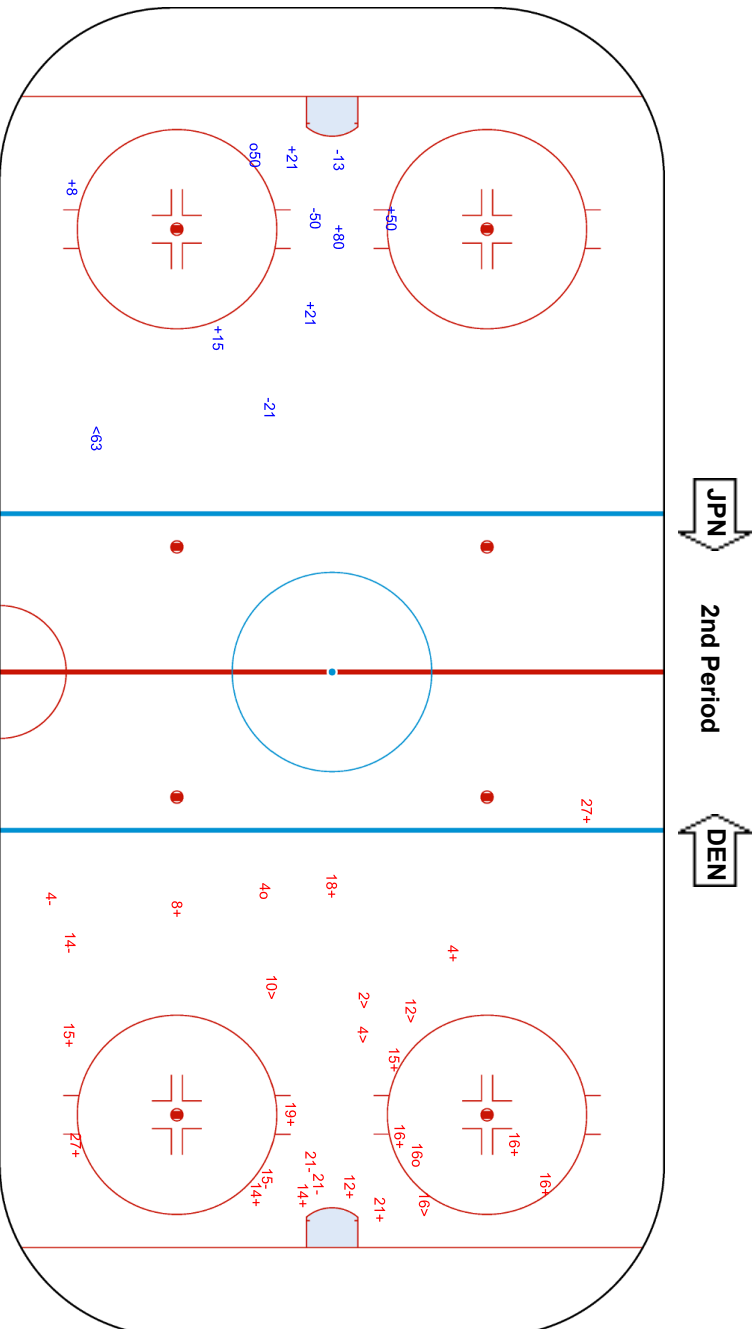


Shots by DEN
 Goals (0): 1
 SSP (-): 1
 SSG (+): 6
 SPG (-): 3

Shots by JPN
 Goals (0): 2
 SSP (-): 5
 SSG (+): 15
 SPG (-): 5

050
 GK 1 of JPN

046
 GK 30 of DEN





Wukesong Sports Centre
五棵松体育中心
Centre sportif de Wukesong

SAT 5 FEB 2022
Start Time 16:40

Ice Hockey
冰球 / Hockey sur glace

Women
女子 / Femmes

Preliminary round - Group B, Game 8
小组赛轮次 - B组, 比赛 8 / Tour préliminaire - Groupe B, Match 8

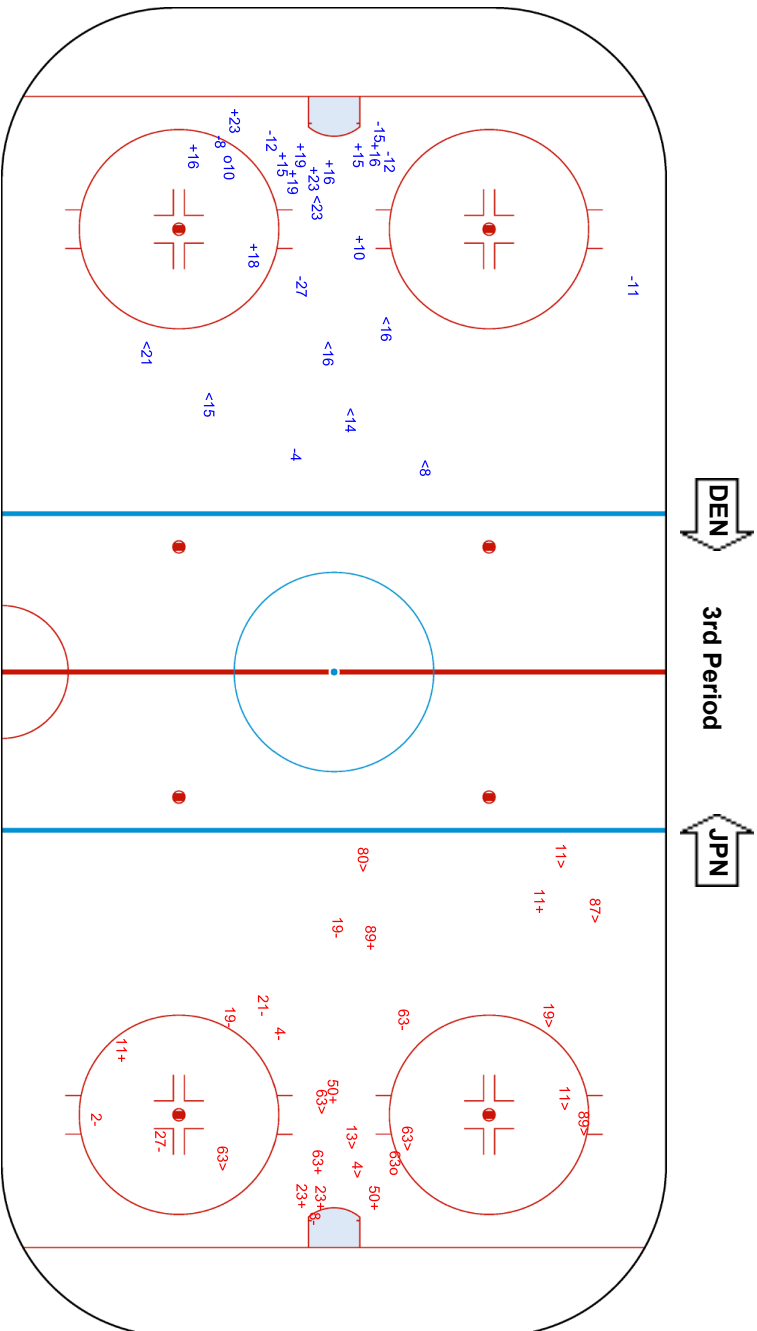


Shots by JPN
Goals (0): 1
SSG (+): 7
SSP (-): 7

Shots by DEN
Goals (0): 1
SSG (+): 8
SSP (-): 7

GK 30 of DEN
010

GK 1 of JPN
063



Legend:	Goalkeeper	SPG	Shots past goal	SSG	Shots saved by goalkeeper	SSP	Shots saved by player
GK							



Face-off Chart

争球表 / Statistiques des mises en jeu

JPN - DEN

1st PERIOD

	JPN		DEN		JPN		DEN		JPN		DEN	
	Def. zone	Att. zone	Neutral zone	Neutral zone	Att. zone	Def. zone	Att. zone	Def. zone	Total wins	Total wins	all zones	
	- 10	+ 14	+ 14	- 63	- 14	+ 63						
	- 18	+ 63	+ 10	- 14								
	- 18	+ 14	- 18	+ 80								
	- 10	+ 14	- 10	+ 14								
			+ 10	- 14								
			- 14	+ 63								
Total wins / period	0 / 0%	4 / 100%	3 / 50%	3 / 50%	0 / 0%	1 / 100%	3 / 27%	8 / 73%				

2nd PERIOD

	JPN		DEN		JPN		DEN		JPN		DEN	
	Def. zone	Att. zone	Neutral zone	Neutral zone	Att. zone	Def. zone	Att. zone	Def. zone	Total wins	Total wins	all zones	
	+ 14	- 80	- 14	+ 21	+ 18	- 13						
	+ 10	- 63	- 13	+ 63	+ 14	- 80						
	- 10	+ 63	+ 10	- 14	+ 14	- 14						
	- 18	+ 21	+ 14	- 14	- 10	+ 63						
	+ 18	- 21	- 10	+ 14	+ 10	- 63						
					+ 14	- 80						
					+ 14	- 63						
					- 10	+ 80						
					- 10	+ 14						
					+ 14	- 63						
					+ 10	- 27						
					- 10	+ 63						
					- 14	+ 80						
Total wins / period	3 / 60%	2 / 40%	2 / 40%	3 / 60%	8 / 62%	5 / 38%	13 / 57%	10 / 43%				

3rd PERIOD

	JPN		DEN		JPN		DEN		JPN		DEN	
	Def. zone	Att. zone	Neutral zone	Neutral zone	Att. zone	Def. zone	Att. zone	Def. zone	Total wins	Total wins	all zones	
	+ 14	- 14	+ 14	- 21	+ 14	- 63						
	- 10	+ 80	+ 14	- 63	+ 14	- 21						
	+ 14	- 21	- 18	+ 14	+ 10	- 63						
	- 10	+ 14	+ 14	- 80	- 13	+ 14						
	- 10	+ 80	+ 18	- 80								
	- 10	+ 63	- 13	+ 14								
	+ 18	- 21										
	- 13	+ 63										
Total wins / period	3 / 38%	5 / 62%	4 / 67%	2 / 33%	3 / 75%	1 / 25%	10 / 56%	8 / 44%				

TOTAL



Total wins / game	JPN	DEN	JPN	DEN	JPN	DEN	Total wins all zones	
	Def. zone	Att. zone	Neutral zone		Att. zone	Def. zone	JPN	DEN
	6 / 35%	11 / 65%	9 / 53%	8 / 47%	11 / 61%	7 / 39%	26 / 50%	26 / 50%

HEAD TO HEAD

No.	DEN						Tot.	wins JPN	Dz	Nz	Az
	13	14	21	27	63	80					
10		3 - 6		1 - 0	3 - 4	0 - 3	20	7 35%	1 13%	3 60%	3 43%
13		0 - 2			0 - 2		4	0 0%	0 0%	0 0%	0 0%
14		3 - 0	3 - 1		5 - 2	4 - 1	19	15 79%	3 100%	5 71%	7 78%
18	1 - 0	0 - 2	2 - 1		0 - 1	1 - 1	9	4 44%	2 40%	1 33%	1 100%
Tot.	1	16	7	1	17	10	52	26 50%	6 35%	9 53%	11 61%
wins DEN	0 0%	10 63%	2 29%	0 0%	9 53%	5 50%	26 50%				
Dz	0 0%	2 67%	0 0%	0 0%	3 38%	2 50%	7 39%				
Nz		4 50%	1 50%		2 50%	1 33%	8 47%				
Az		4 80%	1 25%		4 80%	2 67%	11 65%				

Legend:

Az Attacking zone **Dz** Defending zone **No.** Jersey number **Nz** Neutral zone **Tot.** Total face-offs played



Line-Ups

阵容 / Composition des équipes

CZE - SWE

Referees

3 LIEFFERS Cianna (CAN) , 22 MANTHA Elizabeth (CAN)

Linespersons

61 MOKHOVA Diana (RUS) , 30 SPRESSER Jackie (USA)

Goalkeepers

Team: CZE

No. Name

1 SVEJDOVA Viktorie
29 PESLAROVA Klara

Team Line-ups

Team: CZE (White)

No. Pos. Name

4 D	PEJSOVA Daniela
14 D	LASKOVA Dominika
16 F	MRAZOVA Katerina +A
19 F	MLYNKOVA Natalie
21 F	VANISOVA Tereza
5 D	KOLOWRATOVA Samantha Ahn +A
24 D	CAJANOVA Sara
10 F	KRIZOVA Denisa
18 F	PEJZLOVA Michaela
28 F	NEUBAUEROVA Noemi
2 D	TEJRALOVA Aneta
17 D	HORALKOVA Pavlina
9 F	MILLS Alena +C
12 F	HYMLAROVA Klara
26 F	PRIBYLOVA Vendula
27 D	RADOVA Tereza
7 F	SERDAR Lenka
15 F	LEDLOVA Aneta
23 F	BUKOLSKA Katerina
25 F	PATKOVA Kristyna

Head Coach: PACINA Tomas

NOT DRESSED:

30 GK ZECHOVSKA Katerina

Team: SWE

No. Name

30 SODERBERG Emma
35 BOMAN Ida

Team: SWE (Blue)

No. Pos. Name

12 D	NYLEN-PERSSON Maja +A
20 D	BERGSTROM Paula
11 F	BOUVENG Josefin
25 F	LJUNGBLOM Lina
28 F	LOWENHIELM Michelle +C
5 D	FALLMAN Johanna
9 D	ADOLFSSON Jessica
17 F	LUNDIN Sofie
24 F	WIKNER-ZIENKIEWICZ Felizia
27 F	NORDIN Emma
3 D	KJELLBIN Anna +A
10 D	WAXIN Mina
15 F	JOHANSSON Lisa
16 F	JOHANSSON Linnea
29 F	CARLSSON Olivia
4 D	ANDERSSON Linnea
8 D	BERGLUND Ebba
13 F	MUREN Emma
19 F	HJALMARSSON Sara
22 F	PETERSON Linn

Head Coach: LUNDBERG Ulf

NOT DRESSED:

1 GK AKER Agnes

Legend:

+A	Assistant Captain	+C	Captain	D	Defender	F	Forward
No.	Jersey number	Pos.	Position				



Graphical Line-ups

阵容图 / Alignments

CZE - SWE

Referees

3 LIEFFERS Cianna (CAN) , 22 MANTHA Elizabeth (CAN)

Linespersons

61 MOKHOVA Diana (RUS) , 30 SPRESSER Jackie (USA)

Team: CZE - Czech Republic (White)

Head Coach: PACINA Tomas

S1 29 PESLAROVA Klara		
1 SVEJDOVA Viktorie		
4 PEJSOVA Daniela	14 LASKOVA Dominika	
S5 19 MLYNKOVA Natalie	S4 16 MRAZOVA Katerina +A	S6 21 VANISOVA Tereza
S3 24 CAJANOVA Sara		S2 5 KOLOWRATOVA Samantha Ahn +A
10 KRIZOVA Denisa	18 PEJZLOVA Michaela	28 NEUBAUEROVA Noemi
2 TEJRALOVA Aneta		17 HORALKOVA Pavlina
12 HYMLAROVA Klara	9 MILLS Alena +C	26 PRIBYLOVA Vendula
27 RADOVA Tereza		15 LEDLOVA Aneta
23 BUKOLSKA Katerina	7 SERDAR Lenka	25 PATKOVA Kristyna

Team: SWE - Sweden (Blue)

Head Coach: LUNDBERG Ulf

S1 30 SODERBERG Emma		
35 BOMAN Ida		
S3 20 BERGSTROM Paula		S2 12 NYLEN-PERSSON Maja +A
S4 11 BOUVENG Josefin	S6 28 LOWENHIELM Michelle +C	S5 25 LJUNGBLOM Lina
9 ADOLFSSON Jessica		5 FALLMAN Johanna
17 LUNDIN Sofie	27 NORDIN Emma	24 WIKNER-ZIENKIEWICZ Felizia
10 WAXIN Mina		3 KJELLBIN Anna +A
15 JOHANSSON Lisa	16 JOHANSSON Linnea	29 CARLSSON Olivia
8 BERGLUND Ebba		4 ANDERSSON Linnea
13 MUREN Emma	19 HJALMARSSON Sara	22 PETERSON Linn

Legend:

+A Assistant Captain +C Captain Sn Starting position



Game Summary

比赛总结 / Résumé du match

CZE - SWE 3 - 1 (1 - 0, 1 - 1, 1 - 0)

Spectators	Referees	Linespersons
438	3 LIEFFERS Cianna (CAN), 22 MANTHA Elizabeth (CAN)	61 MOKHOVA Diana (RUS), 30 SPRESSER Jackie (USA)

Team Statistics

Period	Score	SVS	SOG	PIM	TPP	PPG	SHG
1	1 : 0	5 : 24	25 : 5	4 : 6	04:00 : 00:48	0 : 0	0 : 0
2	1 : 1	14 : 12	13 : 15	4 : 0	00:00 : 05:12	0 : 0	1 : 0
3	1 : 0	8 : 7	8 : 8	4 : 2	02:00 : 03:40	0 : 0	0 : 0
Total	3 : 1	27 : 43	46 : 28	12 : 8	06:00 : 09:40	0 : 0	1 : 0

1st Period

Action	Time	ET/Res	Team	Type	No.	Name	(G)	Name of Assistant(s) / Action Description
GK	00:00		SWE		30	SODERBERG E		- Goalkeeper in
GK	00:00		CZE		29	PESLAROVA K		- Goalkeeper in
Penalty	04:51	06:51	SWE	2 min.	5	FALLMAN J		- Hooking
Penalty	09:56	11:56	SWE	2 min.	15	JOHANSSON L		- Tripping
Penalty	11:30	13:30	CZE	2 min.	21	VANISOVA T		- Hooking
Penalty	11:46	13:46	SWE	2 min.	12	NYLEN-PERSSON M		- Holding an opponent
Goal	18:23	1 : 0	CZE	EQ	21	VANISOVA T	(1)	On Ice CZE 29 5 16 19 21 24 SWE 30 4 9 11 25 28
Penalty	19:12	21:12	CZE	2 min.	7	SERDAR L		- Slashing

2nd Period

Action	Time	ET/Res	Team	Type	No.	Name	(G)	Name of Assistant(s) / Action Description
Penalty	24:09	26:09	CZE	2 min.	27	RADOVA T		- Tripping
Penalty	33:07	35:07	CZE	2 min.	14	LASKOVA D		- Tripping
Goal	33:56	2 : 0	CZE	SH1	12	HYMLAROVA K	(1)	On Ice CZE 29 2 12 17 26 SWE 30 11 12 16 25 27
Goal	39:16	2 : 1	SWE	EQ	13	MUREN E	(1)	16 JOHANSSON L 9 ADOLFSSON J On Ice CZE 29 2 9 12 26 27 SWE 30 4 9 13 16 29

3rd Period

Action	Time	ET/Res	Team	Type	No.	Name	(G)	Name of Assistant(s) / Action Description
Penalty	45:27	47:27	CZE	2 min.	19	MLYNKOVA N		- Tripping
Goal	54:03	3 : 1	CZE	EQ	21	VANISOVA T	(2)	On Ice CZE 29 5 10 18 21 24 SWE 30 4 9 11 27 28
Penalty	54:56	56:56	SWE	2 min.	28	LOWENHIELM M		- Interference on a Goalkeeper
Penalty	58:20	60:00	CZE	2 min.	21	VANISOVA T		- Interference on a Goalkeeper
Time-out	58:20		SWE					
GK	58:20		SWE					30 SODERBERG E - Goalkeeper out
GK	60:00		CZE					29 PESLAROVA K - Goalkeeper out

Goalkeeper Records

Team : CZE - Czech Republic

Team : SWE - Sweden

No.	Name	SOG	SVS	MIP
29	PESLAROVA Klara	28	27	60:00
1	SVEJDOVA Viktorie			
30	SODERBERG Emma	46	43	58:20
35	BOMAN Ida			

Game Statistics

Team : CZE (White)																					
Head Coach : PACINA Tomas																					
No.	Pos.	Name	G	A	P	PIM	Shots on Goal				+/-	Time on Ice									
							1	2	3	OT		TS	1	2	3	OT	TOT	SHF	AVG		
4	D	PEJISOVA Daniela	0	0	0	0	0	0	0	0.00	4	1	0	5	0	6:05	6:36	7:27	20:08	29	0:41
14	D	LASKOVA Dominika	0	0	0	2	0	0	0	0.00	3	1	0	4	0	6:50	5:51	7:01	19:42	31	0:38
16	F	MRAZOVA Katerina +A	0	0	0	0	6	9	-3	40.00	0	0	0	0	+1	5:54	5:41	6:15	17:50	21	0:50



Head Coach : PACINA Tomas		Shots on Goal										Time on Ice											
No.	Pos.	Name	G	A	P	PIM	FO+	FO-	FO+/-	FO%	1	2	3	OT	TS	+/-	1	2	3	OT	TOT	SHF	AVG
19	F	MLYNKOVA Natalie	0	0	0	2	1	1	0	50.00	0	2	0	2	+1	7:14	7:17	5:18		19:49	25	0:47	
21	F	VANISOVA Tereza	2	0	2	4	0	4	-4	0.00	3	0	1	4	+2	6:42	6:21	5:41		18:44	24	0:46	
5	D	KOLOWRATOVA Samantha Ahn +A	0	0	0	0	0	0	0	0.00	0	1	0	1	+2	4:13	6:35	5:31		16:19	27	0:36	
10	F	KRIZOVA Denisa	0	0	0	0	1	0	1	100.00	1	0	1	2	+1	3:35	4:38	6:33		14:46	22	0:40	
18	F	PEJZLOVA Michaela	0	0	0	0	7	10	-3	41.18	0	1	1	2	+1	3:06	3:32	5:25		12:03	20	0:36	
24	D	CAJANOVA Sara	0	0	0	0	0	0	0	0.00	2	0	1	3	+2	4:58	4:15	3:42		12:55	17	0:45	
28	F	NEUBAUEROVA Noemi	0	0	0	0	1	2	-1	33.33	1	0	0	1	0	3:09	3:15	4:41		11:05	19	0:35	
2	D	TEJRALOVA Aneta	0	0	0	0	0	0	0	0.00	2	0	0	2	0	8:01	8:39	7:57		24:37	34	0:43	
9	F	MILLS Alena +C	0	0	0	0	6	5	1	54.55	2	1	2	5	-1	5:40	3:48	3:24		12:52	18	0:42	
12	F	HYMLAROVA Klara	1	0	1	0	2	3	-1	40.00	2	3	0	5	0	5:45	6:22	4:31		16:38	30	0:33	
17	D	HORALKOVA Pavlina	0	0	0	0	0	0	0	0.00	0	1	1	2	+1	6:45	5:39	6:54		19:18	27	0:42	
26	F	PRIBYLOVA Vendula	0	0	0	0	0	1	-1	0.00	2	1	0	3	0	6:41	5:32	5:17		17:30	28	0:37	
7	F	SERDAR Lenka	0	0	0	2	2	4	-2	33.33	1	0	0	1	0	2:39	2:15	2:13		7:07	11	0:38	
15	F	LEDLOVA Aneta	0	0	0	0	0	0	0	0.00	2	0	1	3	0	2:59	2:14	3:08		8:21	11	0:45	
23	F	BUKOLSKA Katerina	0	0	0	0	0	0	0	0.00	0	0	0	0	0	3:27	2:06	2:30		8:03	11	0:43	
25	F	PATKOVA Kristyna	0	0	0	0	0	0	0	0.00	0	0	0	0	0	0:00	0:30	0:00		0:30	1	0:30	
27	D	RADOVA Tereza	0	0	0	2	0	0	0	0.00	0	1	0	1	-1	2:54	2:54	1:56		7:44	13	0:35	
1	GK	SVEJDOVA Viktorie	0	0	0	0					0	0	0		0								
29	GK	PESLAROVA Klara	0	0	0	0					0	0	0		0								
Total			3	0	3	12	26	39	-13	40.00	25	13	8	46									

Team : SWE (Blue)

Head Coach : LUNDBERG Ulf		Shots on Goal										Time on Ice											
No.	Pos.	Name	G	A	P	PIM	FO+	FO-	FO+/-	FO%	1	2	3	OT	TS	+/-	1	2	3	OT	TOT	SHF	AVG
11	F	BOUVENG Josefin	0	0	0	0	0	0	0	0.00	0	4	3	7	-3	5:08	5:36	7:40		18:24	26	0:42	
12	D	NYLEN-PERSSON Maja +A	0	0	0	2	0	0	0	0.00	1	2	1	4	-1	5:28	8:06	7:14		20:48	31	0:40	
20	D	BERGSTROM Paula	0	0	0	0	0	0	0	0.00	0	0	0	0	0	5:29	5:49	6:11		17:29	29	0:36	
25	F	LJUNGBLOM Lina	0	0	0	6	0	6	100.00	1	0	0	1	-2	4:46	5:59	4:44		15:29	21	0:44		
28	F	LOWENHIELM Michelle +C	0	0	0	2	13	7	6	65.00	0	1	2	3	-2	3:47	7:17	8:46		19:50	27	0:44	
5	D	FALLMAN Johanna	0	0	0	2	0	0	0	0.00	0	0	0	0	0	3:58	0:00	0:00		3:58	8	0:29	
9	D	ADOLFSSON Jessica	0	1	1	0	0	0	0	0.00	1	0	0	1	-1	7:34	4:30	4:16		16:20	24	0:40	
17	F	LUNDIN Sofie	0	0	0	0	0	0	0	0.00	1	1	0	2	0	3:52	6:06	2:46		12:44	18	0:42	
24	F	WIKNER-ZIENKIEWICZ Felizia	0	0	0	0	0	0	0	0.00	0	1	0	1	0	3:09	7:30	3:27		14:06	23	0:36	
27	F	NORDIN Emma	0	0	0	0	10	6	4	62.50	0	1	1	2	-2	5:31	6:07	7:47		19:25	31	0:37	
3	D	KJELLBIN Anna +A	0	0	0	0	0	0	0	0.00	0	0	0	0	0	6:45	3:06	6:10		16:01	26	0:36	
10	D	WAXIN Mina	0	0	0	0	0	0	0	0.00	0	0	0	0	0	6:04	7:09	6:36		19:49	27	0:44	
15	F	JOHANSSON Lisa	0	0	0	2	0	0	0	0.00	0	1	0	1	0	4:56	6:53	0:57		12:46	18	0:42	
16	F	JOHANSSON Linnea	0	1	1	0	6	7	-1	46.15	0	0	0	0	0	5:23	6:28	8:26		20:17	29	0:41	
29	F	CARLSSON Olivia	0	0	0	0	0	0	0	0.00	0	1	1	2	+1	6:33	2:42	7:26		16:41	25	0:40	
4	D	ANDERSSON Linnea	0	0	0	0	0	0	0	0.00	0	1	0	1	-1	1:39	5:20	4:45		11:44	19	0:37	
8	D	BERGLUND Ebba	0	0	0	0	0	0	0	0.00	1	0	0	1	0	2:36	0:29	1:36		4:41	9	0:31	
13	F	MUREN Emma	1	0	1	0	0	3	-3	0.00	0	2	0	2	+1	3:10	4:03	8:19		15:32	23	0:40	
19	F	HJALMARSSON Sara	0	0	0	0	4	3	1	57.14	0	0	0	0	0	4:06	3:02	1:41		8:49	14	0:37	
22	F	PETERSON Linn	0	0	0	0	0	0	0	0.00	0	0	0	0	0	3:59	3:31	0:00		7:30	12	0:37	
30	GK	SODERBERG Emma	0	0	0	0					0	0	0		0								
35	GK	BOMAN Ida	0	0	0	0					0	0	0		0								
Total			1	2	3	8	39	26	13	60.00	5	15	8	28									



Group B

R	Team	GP	W	OTW	OTL	L	GDF	GF : GA	PTS
1	JPN	2	2	0	0	0	+6	9 : 3	6
2	CZE	2	2	0	0	0	+4	6 : 2	6
3	CHN	2	1	0	0	1	0	4 : 4	3
4	SWE	2	0	0	0	2	-4	2 : 6	0
5	DEN	2	0	0	0	2	-6	3 : 9	0

	CHN	CZE	DEN	JPN	SWE
CHN	*****	1:3	3:1	SUN 06 FEB 16:40	MON 07 FEB 21:10
CZE	3:1	*****	MON 07 FEB 16:40	TUE 08 FEB 16:40	3:1
DEN	1:3	MON 07 FEB 16:40	*****	2:6	TUE 08 FEB 21:10
JPN	SUN 06 FEB 16:40	TUE 08 FEB 16:40	6:2	*****	3:1
SWE	MON 07 FEB 21:10	1:3	TUE 08 FEB 21:10	1:3	*****

Legend:

(G) Goals in tournament	+/- Plus/minus net	+A Assistant Captain	+C Captain
A Assists	AVG Average time on ice / shift	D Defender	EQ Equal strength
ET/Res Penalty end time/Result of game	F Forward	FO% Face-offs won as percentage	FO+ Face-offs won
FO- Face-offs lost	FO+/- Face-offs net	G Goals	GA Goals against
GDF Goal difference	GF Goals for	GK Goalkeeper	GP Games played
L Losses	MIP Minutes in play (GK)	No. Jersey number	OT Overtime
OTL Overtime losses	OTW Overtime wins	P Points	PIM Penalties in minutes
Pos. Position	PPG Power play goals	PTS Points	R Rank
SH1 Shorthanded - 1 player	SHF Number of shifts	SHG Shorthanded goals	SOG Shots on goal
SVS Saves	TOT Total	TPP Time on power play	TS Total shots
W Wins			



Shot Chart
 射门表 / Analyse des tirs

CZE - SWE

Shots by SWE
 Goals (0): 0
 SSP (-): 2

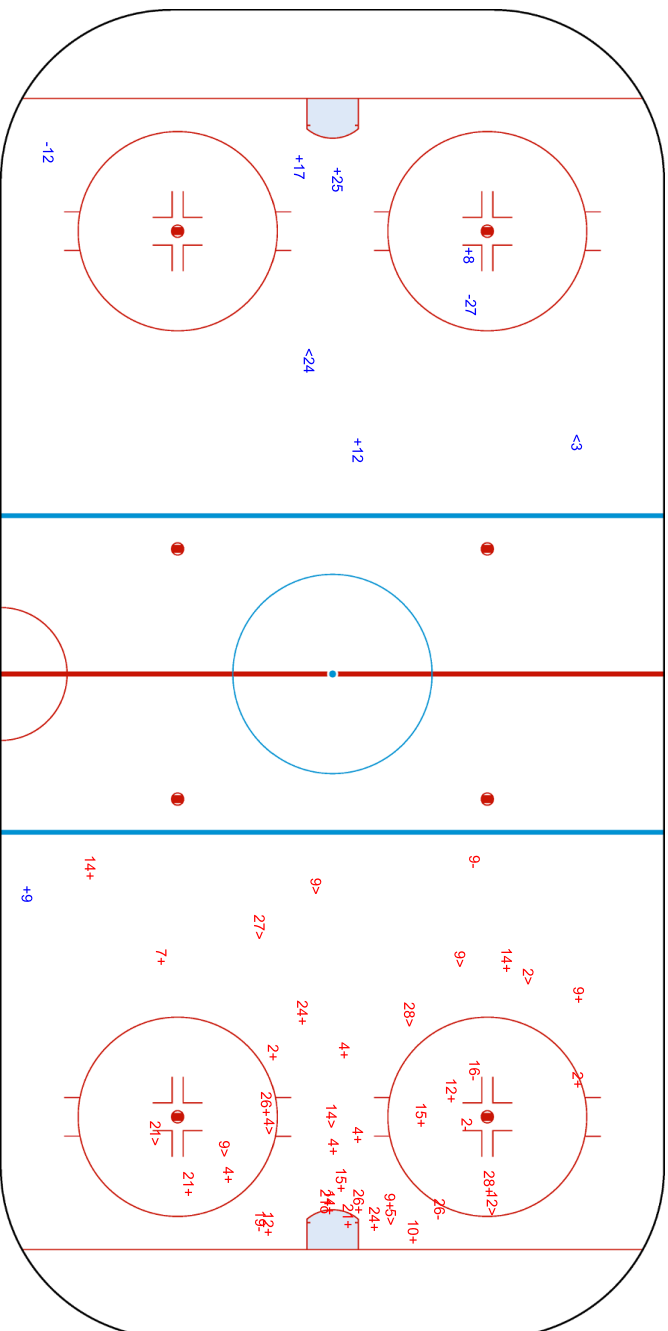
Shots by CZE
 Goals (0): 1
 SSP (-): 11

SSG (+): 5
 SPG (-): 2

SSG (+): 24
 SPG (-): 5

GK 29 of CZE

GK 30 of SWE





National Indoor Stadium
 国家体育馆
 Palais national omnisports

SAT 5 FEB 2022
 Start Time 16:40



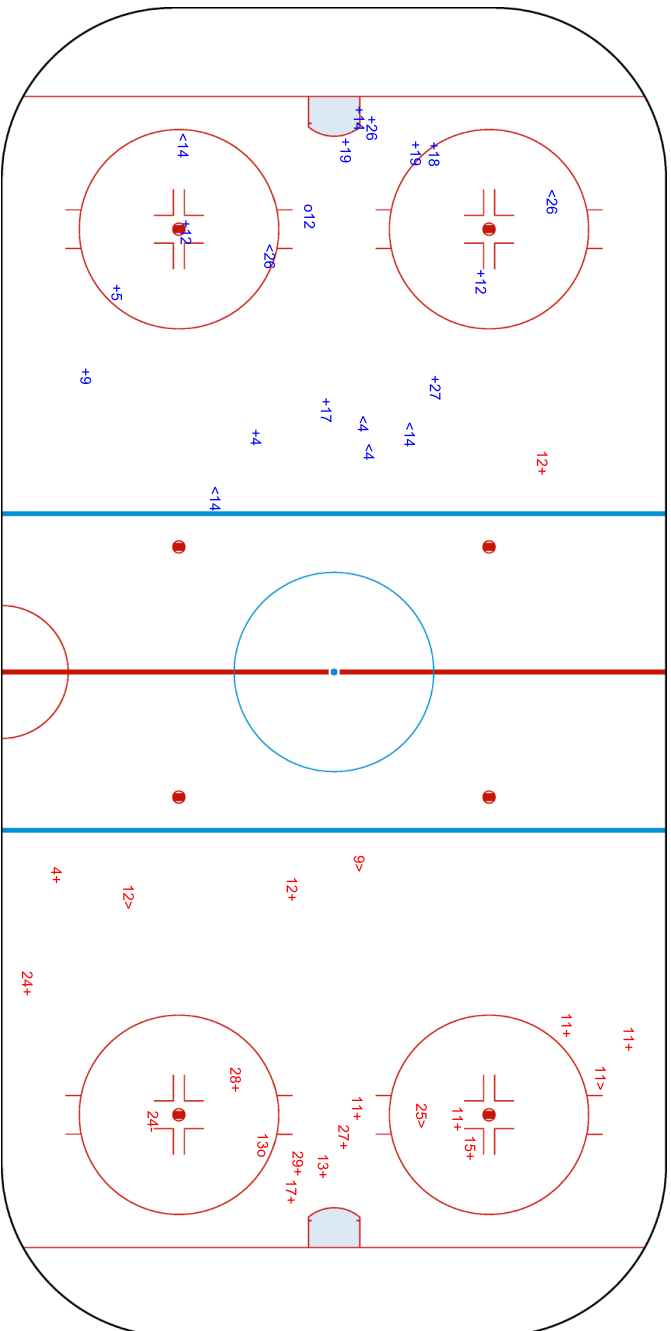
Ice Hockey
 冰球 / Hockey sur glace
Women
 女子 / Femmes
Preliminary round - Group B, Game 9
 小组赛轮次 - B组, 比赛 9 / Tour préliminaire - Groupe B, Match 9

Shots by CZE
 Goals (0): 1
 SSP (-): 7
 SSG (+): 12
 SPG (-): 0

Shots by SWE
 Goals (0): 1
 SSP (-): 4
 SSG (+): 14
 SPG (-): 1

GK 30 of SWE
 012

GK 29 of CZE
 013





National Indoor Stadium
 国家体育馆
 Palais national omnisports

SAT 5 FEB 2022
 Start Time 16:40

Ice Hockey
 Hockey sur glace

Women

女子 / Femmes

Preliminary round - Group B, Game 9

小组赛轮次 - B组, 比赛 9 / Tour préliminaire - Groupe B, Match 9



Shots by SWE
 Goals (o): 0
 SSP (-): 2

Shots by CZE
 Goals (o): 1
 SSP (-): 4

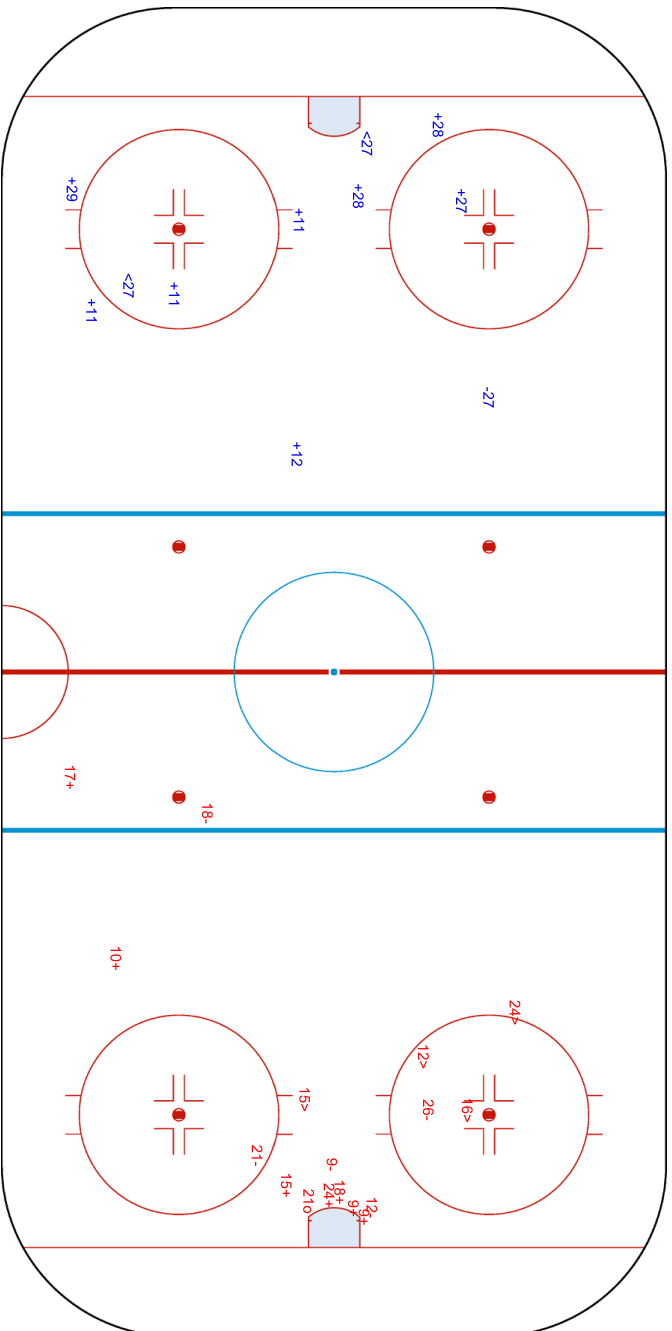
SSG (+): 8
 SPG (-): 1

CZE → 3rd Period

← SWE

GK 29 of CZE

GK 30 of SWE
 021



Legend:	Goalkeeper	SPG	Shots past goal	SSG	Shots saved by goalkeeper	SSP	Shots saved by player
GK							



Face-off Chart

争球表 / Statistiques des mises en jeu

CZE - SWE

1st PERIOD

	CZE		SWE		CZE		SWE		CZE		SWE		Total wins all zones	
	Def. zone	Att. zone	Neutral zone	Neutral zone	Att. zone	Def. zone	Att. zone	Def. zone	Att. zone	Def. zone	CZE	SWE	CZE	SWE
	- 18	+ 27	- 16	+ 28	- 18	+ 27	- 18	+ 27	+ 18	- 27				
	+ 12	- 27	- 12	+ 27	+ 18	- 27	+ 9	- 16	+ 18	- 16				
	- 16	+ 27	- 9	+ 16	+ 9	- 19	- 9	+ 19	- 9	+ 19				
	+ 9	- 17			+ 12	- 13	+ 12	- 13	- 18	+ 27				
	+ 16	- 28			- 18	+ 27	- 18	+ 27	+ 9	- 16				
	- 19	+ 25			- 16	+ 19	+ 9	- 16	- 16	+ 19				
					+ 16	- 13	+ 16	- 13	+ 10	- 19				
					+ 10	- 19	+ 7	- 27	+ 7	- 27				
Total wins / period	3 / 50%	3 / 50%	0 / 0%	3 / 100%	8 / 62%	5 / 38%					11 / 50%	11 / 50%		

2nd PERIOD

	CZE		SWE		CZE		SWE		CZE		SWE		Total wins all zones	
	Def. zone	Att. zone	Neutral zone	Neutral zone	Att. zone	Def. zone	Att. zone	Def. zone	Att. zone	Def. zone	CZE	SWE	CZE	SWE
	- 12	+ 28	- 18	+ 25	- 21	+ 28	- 12	+ 19	- 12	+ 19				
	+ 16	- 28	+ 7	- 16	+ 18	- 19	+ 7	- 16	+ 18	- 19				
	- 7	+ 27	- 16	+ 16	- 18	+ 28	- 21	+ 28	- 18	+ 28				
	- 21	+ 28	- 21	+ 28	+ 18	- 27	+ 16	- 28	+ 18	- 27				
	- 21	+ 28	+ 16	- 28	- 18	+ 27	+ 9	- 27	- 18	+ 27				
	- 18	+ 25	+ 9	- 27	+ 18	+ 27	- 9	+ 27						
	+ 9	- 28	- 9	+ 27										
	+ 19	- 27												
	- 7	+ 27												
	- 16	+ 28												
	- 28	+ 25												
	+ 28	- 28												
	- 16	+ 16												
Total wins / period	4 / 31%	9 / 69%	3 / 43%	4 / 57%	2 / 33%	4 / 67%					9 / 35%	17 / 65%		

3rd PERIOD



	CZE		SWE		CZE		SWE		CZE		SWE		Total wins all zones
	Def. zone	Att. zone	Neutral zone	Neutral zone	Att. zone	Def. zone	Att. zone	Def. zone	Att. zone	Def. zone	Att. zone	Def. zone	
Total wins / period	0 / 0%	3 / 100%	3 / 50%	3 / 50%	3 / 38%	5 / 62%	6 / 35%	11 / 65%					

TOTAL

	CZE		SWE		CZE		SWE		CZE		SWE		Total wins all zones
	Def. zone	Att. zone	Neutral zone	Neutral zone	Att. zone	Def. zone	Att. zone	Def. zone	Att. zone	Def. zone	Att. zone	Def. zone	
Total wins / game	7 / 32%	15 / 68%	6 / 38%	10 / 62%	13 / 48%	14 / 52%	26 / 40%	39 / 60%					

HEAD TO HEAD

No.	SWE						Tot.	wins CZE	Dz	Nz	Az
	13	16	19	25	27	28					
7		1 - 1			1 - 2	0 - 1	6	2 33%	0 0%	1 50%	1 50%
9		2 - 1	1 - 1		1 - 1	2 - 2	11	6 55%	2 67%	2 50%	2 50%
10			1 - 0				1	1 100%			1 100%
12	1 - 0		0 - 1		1 - 1	0 - 1	5	2 40%	1 50%	0 0%	1 50%
16	2 - 0	1 - 4	0 - 1		0 - 1	3 - 3	15	6 40%	2 40%	2 50%	2 33%
18		3 - 0	1 - 1	0 - 3	2 - 5	1 - 1	17	7 41%	0 0%	1 33%	6 55%
19				0 - 1	1 - 0		2	1 50%	1 50%		
21						0 - 4	4	0 0%	0 0%	0 0%	0 0%
26				0 - 1			1	0 0%	0 0%		
28				0 - 1		1 - 1	3	1 33%	1 50%	0 0%	
Tot.	3	13	7	6	16	20	65	26 40%	7 32%	6 38%	13 48%
wins SWE	0 0%	6 46%	4 57%	6 100%	10 63%	13 65%	39 60%				
Dz	0 0%	2 33%	3 60%		4 57%	5 83%	14 52%				
Nz		3 50%	1 100%	1 100%	2 67%	3 60%	10 62%				
Az		1 100%	0 0%	5 100%	4 67%	5 56%	15 68%				



National Indoor Stadium

国家体育馆
Palais national omnisports

SAT 5 FEB 2022

Start Time 16:40

Ice Hockey

冰球 / Hockey sur glace

Women

女子 / Femmes

Preliminary round - Group B, Game 9

小组赛轮次 - B组, 比赛 9 / Tour préliminaire - Groupe B, Match 9



Legend:									
Az	Attacking zone	Dz	Defending zone	No.	Jersey number	Nz	Neutral zone	Tot.	Total face-offs played





Line-Ups

阵容 / Composition des équipes

USA - ROC

Referees

24 HAACK Tijana (GER) , 11 NURMI Anniina (FIN)

Linespersons

95 HAMMAR Anna (SWE) , 64 HEIKKINEN Jenni (FIN)

Goalkeepers

Team: USA

No. Name

29 HENSLEY Nicole
33 CAVALLINI Alex

Team: ROC

No. Name

23 GREDZEN Daria
69 SOROKINA Maria

Team Line-ups

Team: USA (Blue)

No. Pos. Name

5 D	KELLER Megan
15 D	HARMON Savannah
11 F	ROQUE Abby
25 F	CARPENTER Alex
28 F	KESSEL Amanda
<hr/>	
2 D	STECKLEIN Lee +A
3 D	BARNES Cayla
20 F	BRANDT Hannah
21 F	KNIGHT Hilary +A
26 F	COYNE SCHOFIELD Kendall +C
<hr/>	
9 D	BOZEK Megan
19 D	DUNNE Jincy
12 F	PANNEK Kelly
13 F	ZUMWINKLE Grace
24 F	CAMERANESI Dani
<hr/>	
4 D	HARVEY Caroline
16 F	SCAMURRA Hayley
18 F	COMPHER Jesse
37 F	MURPHY Abbey

Head Coach: JOHNSON Joel

NOT DRESSED:

14 F DECKER Brianna
35 GK ROONEY Maddie

Team: ROC (White)

No. Pos. Name

13 D	PIROGOVA Nina
72 D	SAVONINA Anna
42 F	BRATISHEVA Oxana
73 F	KULISHOVA Viktoria
97 F	SHOKHINA Anna +C
<hr/>	
12 D	PECHNIKOVA Maria
70 D	SHIBANOVA Anna +A
15 F	PAVLOVA Valeria
26 F	DOBRODEYEVA Yekaterina
27 F	KORZHAKOVA Veronika
<hr/>	
4 D	SMIRNOVA Yulia
19 D	PROVOROVA Yelena
17 F	KADIROVA Fanuza
21 F	BOLGAREVA Polina
29 F	VAFINA Alexandra +A
<hr/>	
2 D	GONCHARENKO Angelina
22 D	BATALOVA Maria
79 F	FALYAKHOVA Landysh
87 F	LUCHNIKOVA Polina

Head Coach: BOBARIKO Yevgeni

NOT DRESSED:

18 F SOSINA Olga
59 F DERGACHYOVA Yelena

Legend:

+A	Assistant Captain	+C	Captain	D	Defender	F	Forward
No.	Jersey number	Pos.	Position				



Graphical Line-ups
阵容图 / Alignments

USA - ROC

Referees

24 HAACK Tijana (GER) , 11 NURMI Anniina (FIN)

Linespersons

95 HAMMAR Anna (SWE) , 64 HEIKKINEN Jenni (FIN)

Team: USA - United States (Blue)

Head Coach: JOHNSON Joel

S1 29 HENSLEY Nicole		
33 CAVALLINI Alex		
S2 5 KELLER Megan	S3 15 HARMON Savannah	
S5 25 CARPENTER Alex	S4 11 ROQUE Abby	S6 28 KESSEL Amanda
2 STECKLEIN Lee +A		3 BARNES Cayla
26 COYNE SCHOFIELD Kendall +C	20 BRANDT Hannah	21 KNIGHT Hilary +A
19 DUNNE Jincy		9 BOZEK Megan
24 CAMERANESI Dani	12 PANNEK Kelly	13 ZUMWINKLE Grace
4 HARVEY Caroline		
16 SCAMURRA Hayley	18 COMPHER Jesse	37 MURPHY Abbey

Team: ROC - ROC (White)

Head Coach: BOBARIKO Yevgeni

S1 69 SOROKINA Maria		
23 GREDZEN Daria		
S2 13 PIROGOVA Nina	S3 72 SAVONINA Anna	
S6 97 SHOKHINA Anna +C	S4 42 BRATISHEVA Oxana	S5 73 KULISHOVA Viktoria
70 SHIBANOVA Anna +A		12 PECHNIKOVA Maria
15 PAVLOVA Valeria	27 KORZHAKOVA Veronika	26 DOBRODEYEVA Yekaterina
4 SMIRNOVA Yulia		19 PROVOROVA Yelena
21 BOLGAREVA Polina	29 VAFINA Alexandra +A	17 KADIROVA Fanuza
2 GONCHARENKO Angelina		
87 LUCHNIKOVA Polina	22 BATALOVA Maria	79 FALYAKHOVA Landysh

Legend:

+A Assistant Captain **+C** Captain **Sn** Starting position



Game Summary
比赛总结 / Résumé du match
USA - ROC 5 - 0 (1 - 0, 1 - 0, 3 - 0)

Spectators	Referees	Linespersons
581	24 HAACK Tijana (GER) , 10 NURMI Anniina (FIN)	95 HAMMAR Anna (SWE) , 64 HEIKKINEN Jenni (FIN)

Team Statistics

Period	Score	SVS	SOG	PIM	TPP	PPG	SHG
1	1 : 0	2 : 18	19 : 2	0 : 4	03:21 : 00:00	1 : 0	0 : 0
2	1 : 0	4 : 16	17 : 4	4 : 4	02:00 : 00:32	0 : 0	0 : 0
3	3 : 0	6 : 23	26 : 6	2 : 6	03:05 : 01:28	0 : 0	0 : 0
Total	5 : 0	12 : 57	62 : 12	6 : 14	08:26 : 02:00	1 : 0	0 : 0

1st Period

Action	Time	ET/Res	Team	Type	No.	Name	(G)	Name of Assistant(s) / Action Description
GK	00:00		ROC		69	SOROKINA M		- Goalkeeper in
GK	00:00		USA		29	HENSLEY N		- Goalkeeper in
Penalty	05:27	07:27	ROC	2 min.	29	VAFINA A		- Hooking
Penalty	11:08	12:29	ROC	2 min.	19	PROVOROVA Y		- Tripping
Goal	12:29	1 : 0	USA	PP1	15	HARMON S	(1)	21 KNIGHT H On Ice USA 29 15 19 20 21 26 20 BRANDT H ROC 69 13 15 26 72 *

2nd Period

Action	Time	ET/Res	Team	Type	No.	Name	(G)	Name of Assistant(s) / Action Description
Penalty	23:18	25:18	USA	2 min.	16	SCAMURRA H		- Tripping
Penalty	23:18	25:18	ROC	2 min.	13	PIROGOVA N		- Tripping
Goal	28:51	2 : 0	USA	EQ	21	KNIGHT H	(1)	15 HARMON S On Ice USA 29 9 15 20 21 26 26 COYNE SCHOFIELD ROC 69 13 42 72 73 97 K
Penalty	35:37	37:37	ROC	2 min.	21	BOLGAREVA P		- Cross-Checking
Penalty	39:28	41:28	USA	2 min.	37	MURPHY A		- Illegal Hit

3rd Period

Action	Time	ET/Res	Team	Type	No.	Name	(G)	Name of Assistant(s) / Action Description
Goal	43:57	3 : 0	USA	EQ	13	ZUMWINKLE G	(1)	24 CAMERANESI D On Ice USA 29 2 9 12 13 24 9 BOZEK M ROC 69 13 15 26 27 72
Goal	46:15	4 : 0	USA	EQ	18	COMPHER J	(1)	37 MURPHY A On Ice USA 29 9 16 18 19 37 16 SCAMURRA H ROC 69 13 42 72 73 97
Goal	48:44	5 : 0	USA	EQ	25	CARPENTER A	(3)	28 KESSEL A On Ice USA 29 9 11 15 25 28 15 HARMON S ROC 69 4 15 26 42 72
GK	48:44		ROC		23	GREDZEN D		- Goalkeeper in 69 SOROKINA M - Goalkeeper out
Penalty	49:53	51:53	ROC	2 min.	22	BATALOVA M		- Tripping
Penalty	53:37	55:37	ROC	2 min.	12	PECHNIKOVA M		- Boarding
Penalty	53:37	55:37	USA	2 min.	37	MURPHY A		- Roughing
Penalty	58:55	60:00	ROC	2 min.	70	SHIBANOVA A		- Checking to the Head and Neck Area
GK	60:00		USA					29 HENSLEY N - Goalkeeper out
GK	60:00		ROC					23 GREDZEN D - Goalkeeper out

Goalkeeper Records

Team : USA - United States

No.	Name	SOG	SVS	MIP
29	HENSLEY Nicole	12	12	60:00
33	CAVALLINI Alex			

Team : ROC - ROC

No.	Name	SOG	SVS	MIP
69	SOROKINA Maria	43	38	48:44
23	GREDZEN Daria	19	19	11:16

Game Statistics

Team : USA (Blue)

Head Coach : JOHNSON Joel

No.	Pos.	Name	Shots on Goal							Time on Ice												
			G	A	P	PIM	FO+	FO-	FO+/-	FO%	1	2	3	OT	TS	+/-	1	2	3	OT	TOT	SHF
5	D	KELLER Megan	0	0	0	0	0	0	0	0.00	2	0	0	2	0	7:12	7:42	6:13		21:07	26	0:48



Head Coach : JOHNSON Joel		Shots on Goal										Time on Ice											
No.	Pos.	Name	G	A	P	PIM	FO+	FO-	FO+/-	FO%	1	2	3	OT	TS	+/-	1	2	3	OT	TOT	SHF	AVG
11	F	ROQUE Abby	0	0	0	0	10	8	2	55.56	1	0	0	1	+1	5:39	4:19	4:08		14:06	16	0:52	
15	D	HARMON Savannah	1	2	3	0	0	0	0	0.00	3	2	2	7	+2	7:11	7:37	6:29		21:17	25	0:51	
25	F	CARPENTER Alex	1	0	1	0	2	0	2	100.00	1	2	5	8	+1	5:29	4:51	4:49		15:09	18	0:50	
28	F	KESSEL Amanda	0	1	1	0	0	0	0	0.00	0	1	3	4	+1	5:38	4:49	4:48		15:15	18	0:50	
2	D	STECKLEIN Lee +A	0	0	0	0	0	0	0	0.00	0	1	0	1	+1	5:36	7:41	5:46		19:03	24	0:47	
3	D	BARNES Cayla	0	0	0	0	0	0	0	0.00	1	1	0	2	0	7:41	8:57	6:04		22:42	27	0:50	
20	F	BRANDT Hannah	0	1	1	0	13	5	8	72.22	2	0	0	2	+1	6:43	4:29	4:33		15:45	19	0:49	
21	F	KNIGHT Hilary +A	1	1	2	0	0	0	0	0.00	1	1	3	5	+1	6:03	5:57	5:37		17:37	20	0:52	
26	F	COYNE SCHOFIELD Kendall +C	0	1	1	0	1	0	1	100.00	2	5	1	8	+1	6:02	6:03	4:49		16:54	18	0:56	
9	D	BOZEK Megan	0	1	1	0	0	0	0	0.00	1	0	1	2	+4	5:16	5:38	3:50		14:44	18	0:49	
12	F	PANNEK Kelly	0	0	0	0	11	6	5	64.71	0	0	0	0	+1	4:35	6:00	4:51		15:26	18	0:51	
13	F	ZUMWINKLE Grace	1	0	1	0	0	0	0	0.00	1	1	3	5	+1	4:28	4:38	4:23		13:29	15	0:53	
19	D	DUNNE Jincy	0	0	0	0	0	0	0	0.00	0	0	2	2	+1	3:26	0:00	6:04		9:30	12	0:47	
24	F	CAMERANESI Dani	0	1	1	0	0	0	0	0.00	0	0	0	0	+1	4:47	4:17	5:07		14:11	16	0:53	
4	D	HARVEY Caroline	0	0	0	0	0	0	0	0.00	1	0	2	3	0	2:43	0:38	5:21		8:42	11	0:47	
16	F	SCAMURRA Hayley	0	1	1	2	0	0	0	0.00	1	1	0	2	+1	3:41	4:21	4:18		12:20	15	0:49	
18	F	COMPHER Jesse	1	0	1	0	7	6	1	53.85	1	1	4	6	+1	3:46	4:31	4:36		12:53	15	0:51	
37	F	MURPHY Abbey	0	1	1	4	0	0	0	0.00	1	1	0	2	+1	3:46	4:21	4:18		12:25	16	0:46	
29	GK	HENSLEY Nicole	0	0	0	0					0	0	0	0									
33	GK	CAVALLINI Alex	0	0	0	0					0	0	0	0									
Total			5	10	15	6	44	25	19	63.77	19	17	26	62									

Team : ROC (White)

Head Coach : BOBARIKO Yevgeni		Shots on Goal										Time on Ice											
No.	Pos.	Name	G	A	P	PIM	FO+	FO-	FO+/-	FO%	1	2	3	OT	TS	+/-	1	2	3	OT	TOT	SHF	AVG
13	D	PIROGOVA Nina	0	0	0	2	0	0	0	0.00	0	2	1	3	-3	5:58	6:00	3:01		14:59	26	0:34	
42	F	BRATISHEVA Oxana	0	0	0	0	3	9	-6	25.00	0	0	0	0	-3	6:28	4:47	4:24		15:39	25	0:37	
72	D	SAVONINA Anna	0	0	0	0	0	0	0	0.00	0	0	0	0	-4	5:37	6:50	7:41		20:08	30	0:40	
73	F	KULISHOVA Viktoria	0	0	0	0	1	2	-1	33.33	0	1	1	2	-2	6:13	5:20	4:49		16:22	28	0:35	
97	F	SHOKHINA Anna +C	0	0	0	0	0	3	-3	0.00	0	0	1	1	-2	4:37	4:15	7:20		16:12	23	0:42	
12	D	PECHNIKOVA Maria	0	0	0	2	0	0	0	0.00	1	0	0	1	0	6:15	5:57	4:56		17:08	26	0:39	
15	F	PAVLOVA Valeria	0	0	0	0	0	0	0	0.00	0	0	2	2	-2	4:40	3:46	5:44		14:10	20	0:42	
26	F	DOBRODEYEVA Yekaterina	0	0	0	0	1	1	0	50.00	0	0	0	0	-2	6:36	4:40	4:18		15:34	22	0:42	
27	F	KORZHAKOVA Veronika	0	0	0	0	14	8	6	63.64	1	0	0	1	-1	4:21	3:25	5:26		13:12	18	0:44	
70	D	SHIBANOVA Anna +A	0	0	0	2	0	0	0	0.00	0	0	0	0	0	6:58	4:48	4:49		16:35	27	0:36	
4	D	SMIRNOVA Yulia	0	0	0	0	0	0	0	0.00	0	0	1	1	-1	6:07	6:17	8:47		21:11	30	0:42	
17	F	KADIROVA Fanuza	0	0	0	0	0	0	0	0.00	0	0	0	0	0	5:25	6:26	2:22		14:13	19	0:44	
19	D	PROVOROVA Yelena	0	0	0	2	0	0	0	0.00	0	0	0	0	0	5:53	7:39	7:25		20:57	25	0:50	
21	F	BOLGAREVA Polina	0	0	0	2	0	0	0	0.00	0	0	0	0	0	6:25	5:29	5:45		17:39	27	0:39	
29	F	VAFINA Alexandra +A	0	0	0	2	6	15	-9	28.57	0	0	0	0	0	8:13	5:41	4:56		18:50	26	0:43	
2	D	GONCHARENKO Angelina	0	0	0	0	0	0	0	0.00	0	0	0	0	0	2:29	3:27	3:35		9:31	15	0:38	
22	D	BATALOVA Maria	0	0	0	2	0	5	-5	0.00	0	0	0	0	0	0:29	3:58	1:59		6:26	9	0:42	
79	F	FALYAKHOVA Landysh	0	0	0	0	0	0	0	0.00	0	0	0	0	0	2:36	3:55	2:57		9:28	11	0:51	
87	F	LUCHNIKOVA Polina	0	0	0	0	0	1	-1	0.00	0	1	0	1	0	1:03	3:06	3:59		8:08	12	0:40	
23	GK	GREDZEN Daria	0	0	0	0					0	0	0	0									
69	GK	SOROKINA Maria	0	0	0	0					0	0	0	0									
Total			0	0	0	14	25	44	-19	36.23	2	4	6	12									


Group A

R	Team	GP	W	OTW	OTL	L	GDF	GF : GA	PTS
1	CAN	2	2	0	0	0	+21	23 : 2	6
2	USA	2	2	0	0	0	+8	10 : 2	6
3	ROC	2	1	0	0	1	-2	5 : 7	3
4	FIN	2	0	0	0	2	-13	3 : 16	0
5	SUI	2	0	0	0	2	-14	3 : 17	0

	CAN	FIN	ROC	SUI	USA
CAN	*****	11:1	MON 07 FEB 12:10	12:1	TUE 08 FEB 12:10
FIN	1:11	*****	TUE 08 FEB 21:10	MON 07 FEB 21:10	2:5
ROC	MON 07 FEB 12:10	TUE 08 FEB 21:10	*****	5:2	0:5
SUI	1:12	MON 07 FEB 21:10	2:5	*****	SUN 06 FEB 21:10
USA	TUE 08 FEB 12:10	5:2	5:0	SUN 06 FEB 21:10	*****

Legend:

(G) Goals in tournament	*	Does not count for Plus/minus	+/-	Plus/minus net	+A	Assistant Captain
+C Captain	A	Assists	AVG	Average time on ice / shift	D	Defender
EQ Equal strength	ET/Res	Penalty end time/Result of game	F	Forward	FO%	Face-offs won as percentage
FO+ Face-offs won	FO-	Face-offs lost	FO+/-	Face-offs net	G	Goals
GA Goals against	GDF	Goal difference	GF	Goals for	GK	Goalkeeper
GP Games played	L	Losses	MIP	Minutes in play (GK)	No.	Jersey number
OT Overtime	OTL	Overtime losses	OTW	Overtime wins	P	Points
PIM Penalties in minutes	Pos.	Position	PP1	Power play - 1 player	PPG	Power play goals
PTS Points	R	Rank	SHF	Number of shifts	SHG	Shorthanded goals
SOG Shots on goal	SVS	Saves	TOT	Total	TPP	Time on power play
TS Total shots	W	Wins				



Face-off Chart
争球表 / Statistiques des mises en jeu

USA - ROC

1st PERIOD

	USA		ROC		USA		ROC		USA		ROC		Total wins all zones	
	Def. zone	Att. zone	Neutral zone	Neutral zone	Att. zone	Def. zone	Att. zone	Def. zone	Att. zone	Def. zone	Att. zone	Def. zone	USA	ROC
	+ 12	- 29	+ 11	- 42	- 11	+ 27			- 11	+ 27				
	- 18	+ 27	- 11	+ 26	+ 12	- 29			+ 12	- 29				
	+ 11	- 27	+ 20	- 29	+ 18	- 22			+ 18	- 22				
			+ 12	- 29	- 18	+ 42			- 18	+ 42				
			+ 11	- 29	- 11	+ 27			- 11	+ 27				
					- 20	+ 29			- 20	+ 29				
					- 20	+ 73			- 20	+ 73				
					+ 11	- 73			+ 11	- 73				
					+ 20	- 26			+ 20	- 26				
					- 12	+ 42			- 12	+ 42				
					+ 18	- 22			+ 18	- 22				
					- 11	+ 29			- 11	+ 29				
					+ 11	- 29			+ 11	- 29				
					+ 20	- 42			+ 20	- 42				
Total wins / period	2 / 67%	1 / 33%	4 / 80%	1 / 20%	7 / 50%	7 / 50%			13 / 59%	9 / 41%				

2nd PERIOD

	USA		ROC		USA		ROC		USA		ROC		Total wins all zones	
	Def. zone	Att. zone	Neutral zone	Neutral zone	Att. zone	Def. zone	Att. zone	Def. zone	Att. zone	Def. zone	Att. zone	Def. zone	USA	ROC
	+ 12	- 29	- 11	+ 42	- 20	+ 27			- 20	+ 27				
	+ 12	- 29	+ 12	- 29	- 20	+ 27			- 20	+ 27				
	+ 20	- 27	+ 20	- 27	- 12	+ 27			- 12	+ 27				
			+ 20	- 29	+ 25	- 97			+ 25	- 97				
					- 12	+ 29			- 12	+ 29				
					+ 11	- 42			+ 11	- 42				
					- 18	+ 29			- 18	+ 29				
					+ 11	- 22			+ 11	- 22				
					- 18	+ 27			- 18	+ 27				
					+ 11	- 42			+ 11	- 42				
Total wins / period	3 / 100%	0 / 0%	3 / 75%	1 / 25%	4 / 40%	6 / 60%			10 / 59%	7 / 41%				

3rd PERIOD

	USA		ROC		USA		ROC		USA		ROC		Total wins all zones	
	Def. zone	Att. zone	Neutral zone	Neutral zone	Att. zone	Def. zone	Att. zone	Def. zone	Att. zone	Def. zone	Att. zone	Def. zone	USA	ROC
	+ 20	- 27	+ 20	- 27	- 11	+ 29			- 11	+ 29				
	+ 12	- 27	+ 11	- 22	+ 20	- 42			+ 20	- 42				
	- 12	+ 27	+ 18	- 27	- 12	+ 27			- 12	+ 27				
	+ 18	- 29	- 11	+ 27	+ 12	- 22			+ 12	- 22				
			+ 18	- 29	- 11	+ 27			- 11	+ 27				
			+ 12	- 29	+ 20	- 29			+ 20	- 29				
					+ 20	- 42			+ 20	- 42				
					+ 20	- 87			+ 20	- 87				
					+ 12	- 73			+ 12	- 73				
					+ 12	- 42			+ 12	- 42				
					- 18	+ 27			- 18	+ 27				
					+ 25	- 97			+ 25	- 97				
Total wins / period									21 / 70%	9 / 30%				



				+ 26	- 97
				- 12	+ 27
				+ 18	- 42
				+ 18	- 29
				+ 11	- 42
				+ 20	- 27
				- 20	+ 27
				- 18	+ 29
3 / 75%	1 / 25%	5 / 83%	1 / 17%	13 / 65%	7 / 35%

TOTAL

Total wins / game	USA	ROC	USA	ROC	USA	ROC	Total wins all zones	
	Def. zone	Att. zone	Neutral zone		Att. zone	Def. zone	USA	ROC
	8 / 80%	2 / 20%	12 / 80%	3 / 20%	24 / 55%	20 / 45%	44 / 64%	25 / 36%

HEAD TO HEAD

No.	ROC								Tot.	wins USA	Dz	Nz	Az
	22	26	27	29	42	73	87	97					
USA	11	2 - 0	0 - 1	1 - 4	2 - 2	4 - 1	1 - 0		18	10 56%	1 100%	3 50%	6 55%
	12	1 - 0		1 - 4	7 - 1	1 - 1	1 - 0		17	11 65%	4 80%	3 100%	4 44%
	18	2 - 0		1 - 3	3 - 2	1 - 1			13	7 54%	1 50%	2 100%	4 44%
	20		1 - 0	5 - 3	3 - 1	3 - 0	0 - 1	1 - 0	18	13 72%	2 100%	4 100%	7 58%
	25							2 - 0	2	2 100%			2 100%
	26							1 - 0	1	1 100%			1 100%
Tot.	5	2	22	21	12	3	1	3	69	44 64%	8 80%	12 80%	24 55%
wins ROC	0 0%	1 50%	14 64%	6 29%	3 25%	1 33%	0 0%	0 0%	25 36%				
Dz	0 0%	0 0%	11 92%	6 60%	2 20%	1 33%	0 0%	0 0%	20 45%				
Nz	0 0%	1 100%	1 25%	0 0%	1 50%				3 20%				
Az			2 33%	0 0%					2 20%				

Legend:

Az Attacking zone Dz Defending zone No. Jersey number Nz Neutral zone Tot. Total face-offs played



Line-Ups

阵容 / Composition des équipes

CHN - JPN

Referees

24 HAACK Tijana (GER) , 10 NURMI Anniina (FIN)

Linespersons

64 HEIKKINEN Jenni (FIN) , 27 KAINBERGER Julia (AUT)

Goalkeepers

Team: CHN

No.	Name
33	ZHOU Jiaying
88	CHEN Tiya

Team Line-ups

Team: CHN (Red)

No.	Pos.	Name
2	D	YU Baiwei +C
49	D	WANG Yuting
8	F	LIN Qiqi +A
34	F	MI Le
91	F	LIN Ni
<hr/>		
5	D	HUANG Hui'er
93	D	LIU Zhixin
7	F	ZHANG Mengying +A
15	F	HU Baozhen
44	F	LI Beika
<hr/>		
28	D	FEI Anna
97	D	ZHAO Qinan
17	F	KANG Mulan
19	F	LIN Jiaxin
51	F	ZHANG Xifang
<hr/>		
66	D	LI Qianhua
10	F	HE Xin
23	F	FANG Xin
26	F	GUAN Yingying
98	F	ZHU Rui

Head Coach: IDALSKI Brian

NOT DRESSED:

24 GK WANG Yuqing

Team: JPN

No.	Name
1	FUJIMOTO Nana
30	KONISHI Akane

Team: JPN (White)

No.	Pos.	Name
3	D	SHIGA Aoi
4	D	TOKO Ayaka +A
14	F	TOKO Haruka
15	F	UKITA Rui
16	F	SHIGA Akane
<hr/>		
2	D	KOIKE Shiori
8	D	HOSOYAMADA Akane +A
10	F	YONEYAMA Haruna
21	F	KUBO Hanae
23	F	YAMASHITA Hikaru
<hr/>		
6	D	SUZUKI Sena
7	D	KAWASHIMA Yukiko
12	F	OSAWA Chiho +C
18	F	TAKA Suzuka
27	F	KOYAMA Remi
<hr/>		
28	D	YAMASHITA Shiori
11	F	MIURA Mei
13	F	FUJIMOTO Moeko
19	F	OTAKI Chika
22	F	SHISHIUCHI Miho

Head Coach: IIZUKA Yuji

NOT DRESSED:

20 GK MASUHARA Miyuu

Legend:

+A Assistant Captain

No. Jersey number

+C

Pos.

Captain

Position

D

Defender

F

Forward



Graphical Line-ups
阵容图 / Alignments

CHN - JPN

Referees

24 HAACK Tijana (GER) , 10 NURMI Anniina (FIN)

Linespersons

64 HEIKKINEN Jenni (FIN) , 27 KAINBERGER Julia (AUT)

Team: CHN - China (Red)

Head Coach: IDALSKI Brian

S1 33 ZHOU Jiaying		
88 CHEN Tiya		
S3 49 WANG Yuting	S2 2 YU Baiwei +C	
S4 8 LIN Qiqi +A	S5 34 MI Le	S6 91 LIN Ni
93 LIU Zhixin		5 HUANG Huier
7 ZHANG Mengying +A	44 LI Beika	15 HU Baozhen
97 ZHAO Qinan		28 FEI Anna
51 ZHANG Xifang	19 LIN Jiaxin	17 KANG Mulan
66 LI Qianhua		10 HE Xin
23 FANG Xin	98 ZHU Rui	26 GUAN Yingying

Team: JPN - Japan (White)

Head Coach: IIZUKA Yuji

S1 1 FUJIMOTO Nana		
30 KONISHI Akane		
S2 3 SHIGA Aoi	S3 4 TOKO Ayaka +A	
S5 15 UKITA Rui	S4 14 TOKO Haruka	S6 16 SHIGA Akane
2 KOIKE Shiori		8 HOSOYAMADA Akane +A
23 YAMASHITA Hikaru	10 YONEYAMA Haruna	21 KUBO Hanae
7 KAWASHIMA Yukiko		6 SUZUKI Sena
27 KOYAMA Remi	18 TAKA Suzuka	12 OSAWA Chiho +C
28 YAMASHITA Shiori		19 OTAKI Chika
22 SHISHIUCHI Miho	13 FUJIMOTO Moeko	11 MIURA Mei

Legend:

+A Assistant Captain **+C** Captain **Sn** Starting position


Game Summary

比赛总结 / Résumé du match

CHN - JPN 2 - 1 (0 - 1, 0 - 0, 1 - 0, 0 - 0, 1 - 0)

Spectators	Referees	Linespersons
506	24 HAACK Tijana (GER) , 10 NURMI Anniina (FIN)	64 HEIKKINEN Jenni (FIN) , 27 KAINBERGER Julia (AUT)

Team Statistics

Period	Score	SVS	SOG	PIM	TPP	PPG	SHG
1	0 : 1	8 : 7	7 : 9	4 : 0	00:00 : 03:12	0 : 1	0 : 0
2	0 : 0	13 : 9	9 : 13	2 : 0	00:00 : 02:02	0 : 0	0 : 0
3	1 : 0	6 : 8	9 : 6	0 : 0	00:00 : 00:00	0 : 0	0 : 0
OT	0 : 0	5 : 4	4 : 5	0 : 0	00:00 : 00:00	0 : 0	0 : 0
PSS	1 : 0	0 : 0	1 : 0	0 : 0	00:00 : 00:00	0 : 0	0 : 0
Total	2 : 1	32 : 28	30 : 33	6 : 0	00:00 : 05:14	0 : 1	0 : 0

1st Period

Action	Time	ET/Res	Team	Type	No.	Name	(G)	Name of Assistant(s) / Action Description
GK	00:00		CHN		33	ZHOU J	-	Goalkeeper in
GK	00:00		JPN		1	FUJIMOTO N	-	Goalkeeper in
Penalty	16:48	18:02	CHN	2 min.	44	LI B	-	Illegal Hit
Goal	18:02	0 : 1	JPN	PP1	8	HOSOYAMADA A	(1)	2 KOIKE S On Ice CHN 33 2 34 49 91 12 OSAWA C JPN 1 2 8 10 12 15 *
Penalty	18:02	20:02	CHN	2 min.	34	MI L	-	Illegal Hit

2nd Period

Action	Time	ET/Res	Team	Type	No.	Name	(G)	Name of Assistant(s) / Action Description
Penalty	27:03	29:03	CHN	2 min.	91	LIN N	-	Illegal Hit

3rd Period

Action	Time	ET/Res	Team	Type	No.	Name	(G)	Name of Assistant(s) / Action Description
Goal	41:06	1 : 1	CHN	EQ	15	HU B	(1)	44 LI B On Ice CHN 33 2 15 23 44 93 JPN 1 2 8 10 21 23

Overtime

No game actions in this period

Action	Time	ET/Res	Team	Type	No.	Name	(G)	Name of Assistant(s) / Action Description
GK	65:00		CHN					33 ZHOU J - Goalkeeper out
GK	65:00		JPN					1 FUJIMOTO N - Goalkeeper out

Penalty-Shot Shootout

Action	Time	Result	Team	No.	Name	(G)	Action Description	Goalkeeper
		0 : 0	JPN	21	KUBO H	-	Saved by the goalkeeper	33 ZHOU J (CHN)
		0 : 0	CHN	8	LIN Q	-	Saved by the goalkeeper	1 FUJIMOTO N (JPN)
		0 : 0	JPN	16	SHIGA A	-	Saved by the goalkeeper	33 ZHOU J (CHN)
		0 : 0	CHN	91	LIN N	-	Saved by the goalkeeper	1 FUJIMOTO N (JPN)
		0 : 0	JPN	15	UKITA R	-	Saved by the goalkeeper	33 ZHOU J (CHN)
		0 : 0	CHN	51	ZHANG X	-	Missed (right)	1 FUJIMOTO N (JPN)
		0 : 0	JPN	14	TOKO H	-	Saved by the goalkeeper	33 ZHOU J (CHN)
		1 : 0	CHN	34	MI L	-	Scored	1 FUJIMOTO N (JPN)
		1 : 0	JPN	4	TOKO A	-	Saved by the goalkeeper	33 ZHOU J (CHN)

GWG 65:00 1 : 0 CHN 34 MI L

Goalkeeper Records
Team : CHN - China

No.	Name	SOG	SVS	MIP
33	ZHOU Jiaying	33	32	65:00
88	CHEN Tiya			

Team : JPN - Japan

No.	Name	SOG	SVS	MIP
1	FUJIMOTO Nana	29	28	65:00
30	KONISHI Akane			


Game Statistics

Team : CHN (Red)

Head Coach : IDALSKI Brian

No.	Pos.	Name	G	A	P	PIM	FO+	FO-	FO+/-	FO%	Shots on Goal					+/-	Time on Ice						
											1	2	3	OT	TS		1	2	3	OT	TOT	SHF	AVG
2	D	YU Baiwei +C	0	0	0	0	0	0	0	0.00	1	1	1	0	3	+1	8:24	9:26	6:13	0:00	24:03	29	0:49
8	F	LIN Qiqi +A	0	0	0	0	1	2	-1	33.33	0	0	2	0	2	0	7:23	7:46	9:37	2:30	27:16	30	0:54
34	F	MI Le	0	0	0	2	10	11	-1	47.62	1	3	0	1	5	0	8:23	7:01	8:56	2:10	26:30	30	0:53
49	D	WANG Yuting	0	0	0	0	0	0	0	0.00	3	0	2	0	5	0	10:47	10:21	10:47	3:42	35:37	34	1:02
91	F	LIN Ni	0	0	0	2	2	4	-2	33.33	0	0	0	1	1	0	8:34	5:23	8:13	1:57	24:07	29	0:49
5	D	HUANG Huiier	0	0	0	0	0	0	0	0.00	0	2	0	0	2	0	6:48	7:40	10:41	1:09	26:18	26	1:00
7	F	ZHANG Mengying +A	0	0	0	0	0	0	0	0.00	1	0	0	0	1	0	2:47	0:00	0:00	0:00	2:47	4	0:41
15	F	HU Baozhen	1	0	1	0	0	0	0	0.00	0	1	1	1	3	+1	4:46	4:59	6:36	0:54	17:15	26	0:39
44	F	LI Beika	0	1	1	2	4	6	-2	40.00	0	0	1	0	1	+1	6:50	4:35	5:09	0:46	17:20	23	0:45
93	D	LIU Zhixin	0	0	0	0	0	0	0	0.00	1	0	0	0	1	+1	7:55	6:12	6:13	0:00	20:20	25	0:48
17	F	KANG Mulan	0	0	0	0	0	0	0	0.00	0	0	0	0	0	0	6:09	5:17	4:54	0:00	16:20	18	0:54
19	F	LIN Jiabin	0	0	0	0	4	6	-2	40.00	0	0	0	0	0	0	3:46	4:48	5:35	0:00	14:09	19	0:44
28	D	FEI Anna	0	0	0	0	0	0	0	0.00	0	0	0	0	0	0	2:22	3:26	2:04	0:00	7:52	12	0:39
51	F	ZHANG Xifang	0	0	0	0	0	0	0	0.00	0	1	1	1	3	0	5:57	6:03	4:53	1:31	18:24	25	0:44
97	D	ZHAO Qinan	0	0	0	0	0	0	0	0.00	0	0	1	0	1	0	3:12	3:18	3:34	0:00	10:04	12	0:50
10	F	HE Xin	0	0	0	0	0	0	0	0.00	0	0	0	0	0	0	0:00	1:53	0:00	0:00	1:53	3	0:37
23	F	FANG Xin	0	0	0	0	0	1	-1	0.00	0	0	0	0	0	+1	1:20	3:57	5:19	0:00	10:36	15	0:42
26	F	GUAN Yingying	0	0	0	0	0	0	0	0.00	0	1	0	0	1	0	0:00	2:14	0:00	0:00	2:14	3	0:44
66	D	LI Qianhua	0	0	0	0	0	0	0	0.00	0	0	0	0	0	0	0:00	0:00	0:00	0:00	0:00	0	0:00
98	F	ZHU Rui	0	0	0	0	1	0	1	100.00	0	0	0	0	0	0	0:00	2:13	0:00	0:00	2:13	3	0:44
33	GK	ZHOU Jiaying	0	0	0	0					0	0	0	0	0								
88	GK	CHEN Tiya	0	0	0	0					0	0	0	0	0								
Total			1	1	2	6	22	30	-8	42.31	7	9	9	4	29								

Team : JPN (White)

Head Coach : IIZUKA Yuji

No.	Pos.	Name	G	A	P	PIM	FO+	FO-	FO+/-	FO%	Shots on Goal					+/-	Time on Ice						
											1	2	3	OT	TS		1	2	3	OT	TOT	SHF	AVG
3	D	SHIGA Aoi	0	0	0	0	0	0	0	0.00	1	0	0	0	1	0	9:24	10:41	9:44	0:30	30:19	36	0:50
4	D	TOKO Ayaka +A	0	0	0	0	0	0	0	0.00	0	1	0	0	1	0	10:16	10:45	10:41	2:10	33:52	40	0:50
14	F	TOKO Haruka	0	0	0	0	19	11	8	63.33	0	1	0	0	1	0	8:18	8:20	8:23	2:01	27:02	32	0:50
15	F	UKITA Rui	0	0	0	0	0	0	0	0.00	1	3	1	2	7	0	9:22	8:44	9:24	1:53	29:23	34	0:51
16	F	SHIGA Akane	0	0	0	0	0	0	0	0.00	4	2	3	0	9	0	8:47	9:41	9:25	1:48	29:41	34	0:52
2	D	KOIKE Shiori	0	1	1	0	0	0	0	0.00	0	2	0	2	4	-1	6:21	8:00	8:10	1:23	23:54	35	0:40
8	D	HOSOYAMADA Akane +A	1	0	1	0	0	0	0	0.00	1	0	0	0	1	-1	7:04	6:00	9:02	0:53	22:59	34	0:40
10	F	YONEYAMA Haruna	0	0	0	0	6	7	-1	46.15	0	0	0	0	0	-1	6:21	6:30	5:59	1:41	20:31	26	0:47
21	F	KUBO Hanae	0	0	0	0	0	0	0	0.00	1	0	0	0	1	-1	4:39	5:17	5:30	0:00	15:26	22	0:42
23	F	YAMASHITA Hikaru	0	0	0	0	0	0	0	0.00	0	3	1	0	4	-1	4:31	5:11	5:36	0:00	15:18	22	0:41
6	D	SUZUKI Sena	0	0	0	0	0	0	0	0.00	0	1	0	0	1	0	3:28	1:34	1:03	0:00	6:05	10	0:36
7	D	KAWASHIMA Yukiko	0	0	0	0	0	0	0	0.00	0	0	0	0	0	0	3:15	2:51	1:07	0:00	7:13	11	0:39
12	F	OSAWA Chiho +C	0	1	1	0	0	0	0	0.00	1	0	1	1	3	0	6:34	5:36	5:33	1:13	18:56	25	0:45
18	F	TAKA Suzuka	0	0	0	0	5	3	2	62.50	0	0	0	0	0	0	3:53	5:12	5:22	1:14	15:41	21	0:44
27	F	KOYAMA Remi	0	0	0	0	0	0	0	0.00	0	0	0	0	0	0	3:53	4:08	4:35	0:00	12:36	19	0:39
11	F	MIURA Mei	0	0	0	0	0	0	0	0.00	0	0	0	0	0	0	0:00	0:00	0:00	0:00	0:00	0	0:00
13	F	FUJIMOTO Moeko	0	0	0	0	0	1	-1	0.00	0	0	0	0	0	0	0:52	0:00	0:00	0:00	0:52	1	0:52
19	F	OTAKI Chika	0	0	0	0	0	0	0	0.00	0	0	0	0	0	0	1:10	1:08	0:00	0:00	2:18	4	0:34
22	F	SHISHIUCHI Miho	0	0	0	0	0	0	0	0.00	0	0	0	0	0	0	1:19	0:00	0:00	0:00	1:19	2	0:39
28	D	YAMASHITA Shiori	0	0	0	0	0	0	0	0.00	0	0	0	0	0	0	0:14	0:00	0:00	0:00	0:14	1	0:14
1	GK	FUJIMOTO Nana	0	0	0	0					0	0	0	0	0								
30	GK	KONISHI Akane	0	0	0	0					0	0	0	0	0								
Total			1	2	3	0	30	22	8	57.69	9	13	6	5	33								



Group B

R	Team	GP	W	OTW	OTL	L	GDF	GF : GA	PTS
1	JPN	3	2	0	1	0	+5	10 : 5	7
2	CZE	2	2	0	0	0	+4	6 : 2	6
3	CHN	3	1	1	0	1	+1	6 : 5	5
4	SWE	2	0	0	0	2	-4	2 : 6	0
5	DEN	2	0	0	0	2	-6	3 : 9	0

	CHN	CZE	DEN	JPN	SWE
CHN	*****	1:3	3:1	2:1	MON 07 FEB 21:10
CZE	3:1	*****	MON 07 FEB 16:40	TUE 08 FEB 16:40	3:1
DEN	1:3	MON 07 FEB 16:40	*****	2:6	TUE 08 FEB 21:10
JPN	1:2	TUE 08 FEB 16:40	6:2	*****	3:1
SWE	MON 07 FEB 21:10	1:3	TUE 08 FEB 21:10	1:3	*****

Legend:

(G) Goals in tournament	* Does not count for Plus/minus	+/- Plus/minus net	+A Assistant Captain
+C Captain	A Assists	AVG Average time on ice / shift	D Defender
EQ Equal strength	ET/Res Penalty end time/Result of game	F Forward	FO% Face-offs won as percentage
FO+ Face-offs won	FO- Face-offs lost	FO+/- Face-offs net	G Goals
GA Goals against	GDF Goal difference	GF Goals for	GK Goalkeeper
GP Games played	GWG Game winning goal	L Losses	MIP Minutes in play (GK)
No. Jersey number	OT Overtime	OTL Overtime losses	OTW Overtime wins
P Points	PIM Penalties in minutes	Pos. Position	PP1 Power play - 1 player
PPG Power play goals	PSS Penalty-Shot Shootout	PTS Points	R Rank
SHF Number of shifts	SHG Shorthanded goals	SOG Shots on goal	SVS Saves
TOT Total	TPP Time on power play	TS Total shots	W Wins



Wukesong Sports Centre
 五棵松体育中心
 Centre sportif de Wukesong
SUN 6 FEB 2022
 Start Time 16:40

Ice Hockey
 冰球 / Hockey sur glace
Women
 女子 / Femmes
Preliminary round - Group B, Game 11
 小组赛轮次 - B组, 比赛 11 / Tour préliminaire - Groupe B, Match 11



Shot Chart
 射门表 / Analyse des tirs

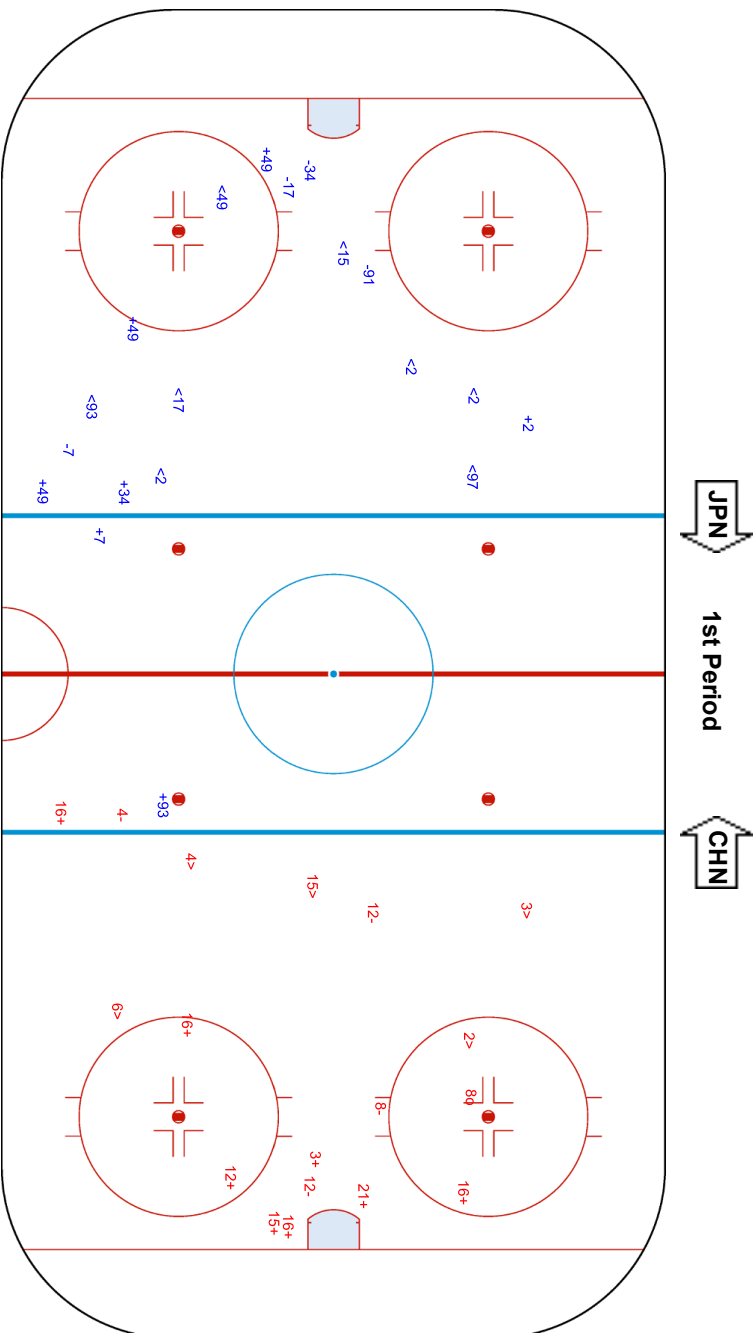
CHN - JPN

Shots by CHN
 Goals (G): 0
 SSP (-): 8

Shots by JPN
 Goals (G): 1
 SSP (-): 5

SSG (+): 7
 SPG (-): 4
 GK 1 of JPN

SSG (+): 8
 SPG (-): 4
 GK 33 of CHN





Wukesong Sports Centre
 五棵松体育中心
 Centre sportif de Wukesong

BEIJING 2022™

SUN 6 FEB 2022

Start Time 16:40

Ice Hockey
 冰球 / Hockey sur glace

Women
 女子 / Femmes

Preliminary round - Group B, Game 11

小组赛轮次 - B组, 比赛 11 / Tour préliminaire - Groupe B, Match 11

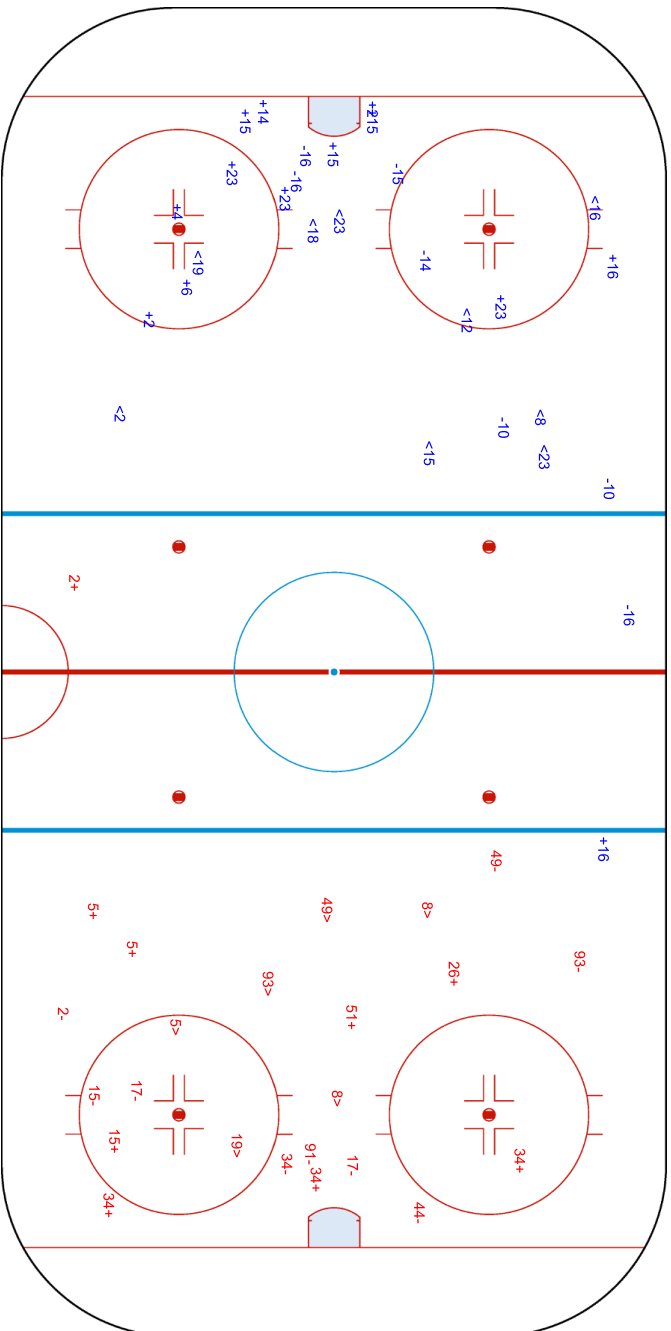


Shots by JPN
 Goals (o): 0
 SSP (-): 9
 SSG (+): 13
 SPG (-): 7

Shots by CHN
 Goals (o): 0
 SSP (-): 6
 SSG (+): 9
 SPG (-): 9

GK 33 of CHN

GK 1 of JPN





Wukesong Sports Centre
 五棵松体育中心
 Centre sportif de Wukesong

SUN 6 FEB 2022
 Start Time 16:40



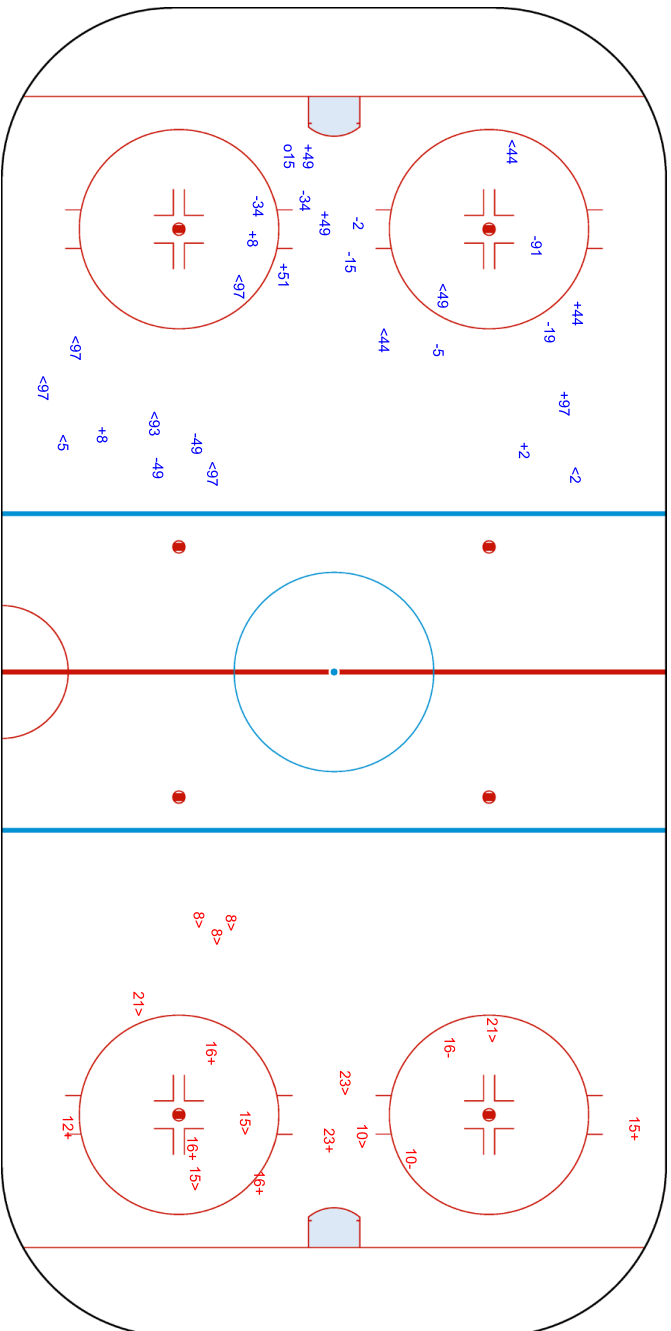
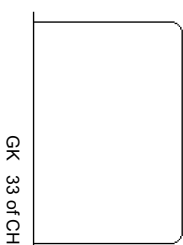
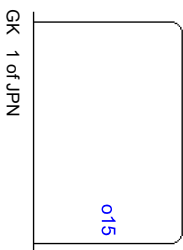
Ice Hockey
 冰球 / Hockey sur glace
Women
 女子 / Femmes

Preliminary round - Group B, Game 11

小组赛轮次 - B组, 比赛 11 / Tour préliminaire - Groupe B, Match 11

Shots by CHN
 Goals (0): 1
 SSP (-): 10
 SSG (+): 8
 SPG (-): 9

Shots by JPN
 Goals (0): 0
 SSP (-): 9
 SSG (+): 6
 SPG (-): 2





Wukesong Sports Centre
 五棵松体育中心
 Centre sportif de Wukesong

SUN 6 FEB 2022
 Start Time 16:40

Ice Hockey
 冰球 / Hockey sur glace

Women
 女子 / Femmes

Preliminary round - Group B, Game 11
 小组赛轮次 - B组, 比赛 11 / Tour préliminaire - Groupe B, Match 11



Shots by CHN
 Goals (0): 0
 SSP (-): 1

SSG (+): 4
 SPG (-): 1

JPN

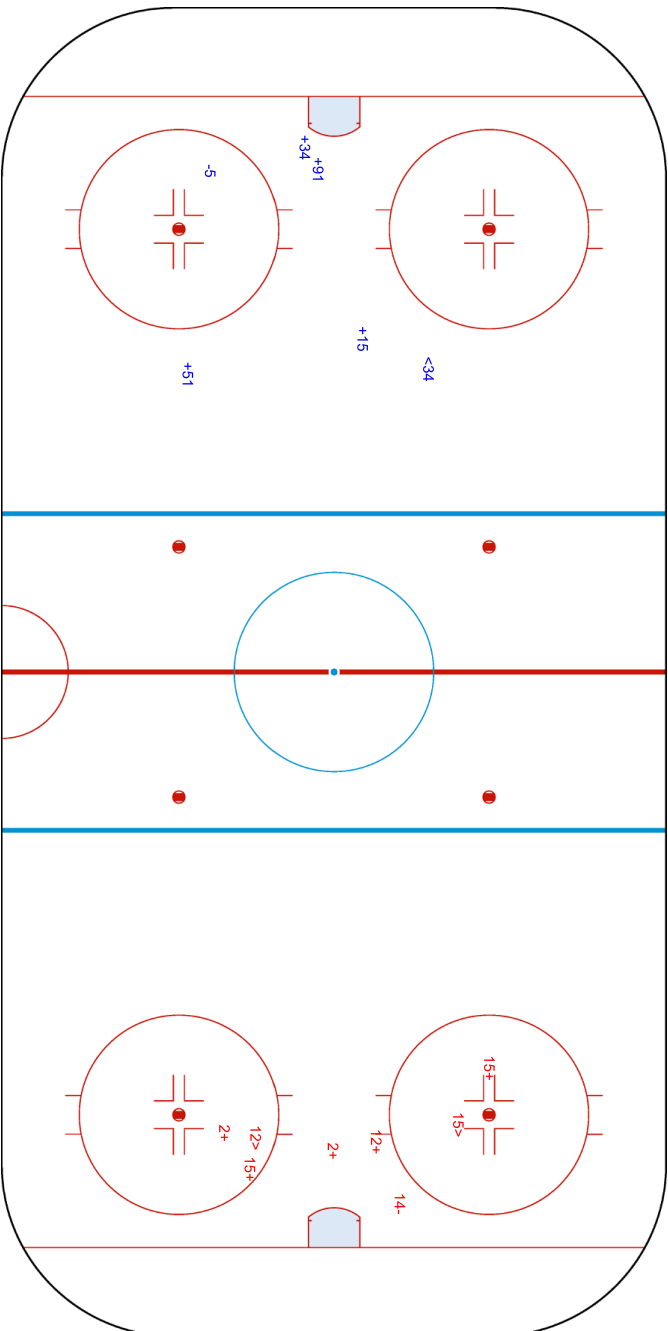

Overtime

CHN


Shots by JPN
 Goals (0): 0
 SSP (-): 2

SSG (+): 5
 SPG (-): 1

GK 1 of JPN



GK 33 of CHN



Legend:	GK	Goalkeeper	SPG	Shots past goal	SSG	Shots saved by goalkeeper	SSP	Shots saved by player
---------	----	------------	-----	-----------------	-----	---------------------------	-----	-----------------------



Face-off Chart

争球表 / Statistiques des mises en jeu

CHN - JPN

1st PERIOD

	CHN		JPN		CHN		JPN		Total wins all zones	
	Def. zone	Att. zone	Neutral zone		Att. zone	Def. zone	CHN	JPN		
	+ 19	- 13	- 34	+ 14	- 34	+ 14	4 / 27%	11 / 73%		
	- 19	+ 18	- 34	+ 14	+ 44	- 10				
	- 34	+ 14	- 34	+ 14	- 44	+ 10				
	- 44	+ 18	- 8	+ 14	- 44	+ 14				
	- 34	+ 14								
	+ 34	- 10								
	+ 44	- 10								
Total wins / period	3 / 43%		4 / 57%		0 / 0%		4 / 100%		1 / 25%	
									3 / 75%	

2nd PERIOD

	CHN		JPN		CHN		JPN		Total wins all zones	
	Def. zone	Att. zone	Neutral zone		Att. zone	Def. zone	CHN	JPN		
	- 44	+ 10	+ 91	- 14	+ 34	- 14	8 / 53%	7 / 47%		
	- 19	+ 18	- 34	+ 10	+ 98	- 14				
	+ 8	- 14			- 91	+ 14				
	- 8	+ 14			- 34	+ 14				
	+ 34	- 10			+ 34	- 14				
	+ 19	- 10								
	- 19	+ 10								
	+ 34	- 14								
Total wins / period	4 / 50%		4 / 50%		1 / 50%		1 / 50%		3 / 60%	
									2 / 40%	

3rd PERIOD

	CHN		JPN		CHN		JPN		Total wins all zones	
	Def. zone	Att. zone	Neutral zone		Att. zone	Def. zone	CHN	JPN		
	- 44	+ 10	+ 34	- 14	- 23	+ 10	9 / 50%	9 / 50%		
	+ 44	- 10	+ 19	- 18	+ 19	- 10				
	+ 44	- 18	- 34	+ 14	- 19	+ 18				
	- 19	+ 14			- 19	+ 18				
	- 34	+ 14			- 44	+ 14				
	+ 34	- 14			+ 34	- 14				
	+ 34	- 14								
	+ 34	- 14								
	- 34	+ 14								
Total wins / period	5 / 56%		4 / 44%		2 / 67%		1 / 33%		2 / 33%	
									4 / 67%	

OVERTIME



	CHN	JPN	Neutral zone		CHN	JPN	Total wins all zones
	Def. zone	Att. zone			Att. zone	Def. zone	
Total wins / period			- 91	+ 14	+ 91	- 18	
			- 91	+ 14	- 91	+ 14	
			0 / 0%	2 / 100%	1 / 50%	1 / 50%	
							CHN JPN
							1 / 25% 3 / 75%

TOTAL

	CHN	JPN	Neutral zone		CHN	JPN	Total wins all zones
	Def. zone	Att. zone			Att. zone	Def. zone	
Total wins / game							
	12 / 50%	12 / 50%	3 / 27%	8 / 73%	7 / 41%	10 / 59%	
							CHN JPN
							22 / 42% 30 / 58%

HEAD TO HEAD

	No.	JPN				Tot.	wins CHN	Dz	Nz	Az
		10	13	14	18					
CHN	8			1 - 2		3	1 33%	1 50%	0 0%	
	19	2 - 1	1 - 0	0 - 1	1 - 4	10	4 40%	2 33%	1 100%	1 33%
	23	0 - 1				1	0 0%			0 0%
	34	2 - 1		8 - 10		21	10 48%	6 60%	1 17%	3 60%
	44	3 - 3		0 - 2	1 - 1	10	4 40%	3 50%		1 25%
	91			1 - 4	1 - 0	6	2 33%		1 33%	1 33%
	98			1 - 0		1	1 100%			1 100%
Tot.		13	1	30	8	52	22 42%	12 50%	3 27%	7 41%
wins JPN		6 46%	0 0%	19 63%	5 63%	30 58%				
Dz		2 50%		6 60%	2 67%	10 59%				
Nz		1 100%		7 78%	0 0%	8 73%				
Az		3 38%	0 0%	6 55%	3 75%	12 50%				

Legend:

Az Attacking zone **Dz** Defending zone **No.** Jersey number **Nz** Neutral zone **Tot.** Total face-offs played



Line-Ups

阵容 / Composition des équipes

SUI - USA

Referees

18 FURBERG Maria (SWE) , 9 SENUK Lacey (CAN)

Linespersons

7 CLARKE Alex (CAN) , 88 STRONG Sara (USA)

Goalkeepers

Team: SUI

No. Name

20 BRAENDLI Andrea
29 MAURER Saskia

Team: USA

No. Name

33 CAVALLINI Alex
35 ROONEY Maddie

Team Line-ups

Team: SUI (Red)

No. Pos. Name

17 D	CHRISTEN Lara
22 D	LEEMANN Sinja
7 F	STALDER Lara +C
25 F	MULLER Alina +A
88 F	STAENZ Phoebe
16 D	VALLARIO Nicole
23 D	BULLO Nicole
14 F	RASELLI Evelina +A
24 F	RYHNER Noemi
98 F	MOY Keely
9 D	SIGRIST Shannon
18 D	WETLI Stefanie
12 F	RUEDI Lisa
15 F	ZIMMERMANN Laura
26 F	RUEGG Dominique
3 D	FORSTER Sarah
28 D	MARTI Alina
8 F	QUENNEC Kaleigh
21 F	ENZLER Rahel
71 F	LUTZ Lena Marie

Head Coach: MULLER Colin

NOT DRESSED:

39 GK SPIES Caroline

Team: USA (White)

No. Pos. Name

2 D	STECKLEIN Lee +A
3 D	BARNES Cayla
20 F	BRANDT Hannah
21 F	KNIGHT Hilary +A
26 F	COYNE SCHOFIELD Kendall +C
5 D	KELLER Megan
15 D	HARMON Savannah
11 F	ROQUE Abby
25 F	CARPENTER Alex
28 F	KESSEL Amanda
9 D	BOZEK Megan
19 D	DUNNE Jincy
12 F	PANNEK Kelly
13 F	ZUMWINKLE Grace
24 F	CAMERANESI Dani
4 D	HARVEY Caroline
16 F	SCAMURRA Hayley
18 F	COMPHER Jesse
37 F	MURPHY Abbey

Head Coach: JOHNSON Joel

NOT DRESSED:

14 F DECKER Brianna
29 GK HENSLEY Nicole

Legend:

+A	Assistant Captain	+C	Captain	D	Defender	F	Forward
No.	Jersey number	Pos.	Position				



Graphical Line-ups
阵容图 / Alignments

SUI - USA

Referees

18 FURBERG Maria (SWE) , 9 SENUK Lacey (CAN)

Linespersons

7 CLARKE Alex (CAN) , 88 STRONG Sara (USA)

Team: SUI - Switzerland (Red)

Head Coach: MULLER Colin

S1 29 MAURER Saskia		
20 BRAENDLI Andrea		
S2 17 CHRISTEN Lara	S3 22 LEEMANN Sinja	
S6 88 STAENZ Phoebe	S5 25 MULLER Alina +A	S4 7 STALDER Lara +C
16 VALLARIO Nicole		23 BULLO Nicole
24 RYHNER Noemi	14 RASELLI Evelina +A	98 MOY Keely
18 WETLI Stefanie		9 SIGRIST Shannon
15 ZIMMERMANN Laura	12 RUEDI Lisa	26 RUEGG Dominique
3 FORSTER Sarah		21 ENZLER Rahel
71 LUTZ Lena Marie	28 MARTI Alina	8 QUENNEC Kaleigh

Team: USA - United States (White)

Head Coach: JOHNSON Joel

S1 33 CAVALLINI Alex		
35 ROONEY Maddie		
S2 2 STECKLEIN Lee +A	S3 3 BARNES Cayla	
S6 26 COYNE SCHOFIELD Kendall +C	S4 20 BRANDT Hannah	S5 21 KNIGHT Hilary +A
5 KELLER Megan		15 HARMON Savannah
25 CARPENTER Alex	11 ROQUE Abby	28 KESSEL Amanda
19 DUNNE Jincy		9 BOZEK Megan
24 CAMERANESI Dani	12 PANNEK Kelly	13 ZUMWINKLE Grace
4 HARVEY Caroline		
16 SCAMURRA Hayley	18 COMPHER Jesse	37 MURPHY Abbey

Legend:

+A Assistant Captain **+C** Captain **Sn** Starting position



Game Summary
比赛总结 / Résumé du match
SUI - USA 0 - 8 (0 - 5, 0 - 2, 0 - 1)

Spectators	Referees	Linespersons
545	18 FURBERG Maria (SWE) , 9 SENUK Lacey (CAN)	7 CLARKE Alex (CAN) , 88 STRONG Sara (USA)

Team Statistics

Period	Score	SVS	SOG	PIM	TPP	PPG	SHG
1	0 : 5	17 : 4	4 : 22	4 : 0	00:00 : 03:15	0 : 1	0 : 0
2	0 : 2	22 : 4	4 : 24	2 : 2	02:00 : 02:00	0 : 0	0 : 0
3	0 : 1	19 : 4	4 : 20	2 : 2	02:00 : 02:00	0 : 0	0 : 0
Total	0 : 8	58 : 12	12 : 66	8 : 4	04:00 : 07:15	0 : 1	0 : 0

1st Period

Action	Time	ET/Res	Team	Type	No.	Name	(G)	Name of Assistant(s) / Action Description
GK	00:00		USA		33	CAVALLINI A		- Goalkeeper in
GK	00:00		SUI		29	MAURER S		- Goalkeeper in
Penalty	04:25	05:40	SUI	2 min.	98	MOY K		- Delaying the Game
Goal	05:40	0 : 1	USA	PP1	21	KNIGHT H	(2)	20 BRANDT H On Ice SUI 29 3 9 14 71 5 KELLER M USA 33 5 15 20 21 26 *
Goal	14:04	0 : 2	USA	EQ	18	COMPHER J	(2)	16 SCAMURRA H On Ice SUI 29 12 17 21 22 26 9 BOZEK M USA 33 2 9 16 18 37
Goal	14:13	0 : 3	USA	EQ	21	KNIGHT H	(3)	On Ice SUI 29 7 9 18 25 88 USA 33 5 15 20 21 26
Goal	16:15	0 : 4	USA	EQ	12	PANNEK K	(1)	On Ice SUI 29 3 8 18 28 88 USA 33 3 4 12 13 24
Penalty	17:37	19:37	SUI	2 min.	88	STAENZ P		- Illegal Hit
Goal	19:38	0 : 5	USA	EQ	28	KESSEL A	(2)	19 DUNNE J On Ice SUI 29 14 17 22 88 98 3 BARNES C USA 33 3 11 19 25 28

2nd Period

Action	Time	ET/Res	Team	Type	No.	Name	(G)	Name of Assistant(s) / Action Description
GK	20:00		SUI		20	BRAENDLI A		- Goalkeeper in
Goal	22:11	0 : 6	USA	EQ	12	PANNEK K	(2)	29 MAURER S - Goalkeeper out 28 KESSEL A On Ice SUI 20 14 16 23 24 98 25 CARPENTER A USA 33 5 12 15 25 28
Penalty	29:39	31:39	USA	2 min.	11	ROQUE A		- Checking to the Head and Neck Area
Penalty	33:09	35:09	SUI	2 min.	12	RUEDI L		- Tripping
Goal	37:12	0 : 7	USA	EQ	18	COMPHER J	(3)	9 BOZEK M On Ice SUI 20 7 12 16 23 88 19 DUNNE J USA 33 9 16 18 19 37

3rd Period

Action	Time	ET/Res	Team	Type	No.	Name	(G)	Name of Assistant(s) / Action Description
Penalty	45:13	47:13	SUI	2 min.	12	RUEDI L		- Roughing
Penalty	52:27	54:27	USA	2 min.	18	COMPHER J		- Hooking
Goal	57:29	0 : 8	USA	EQ	24	CAMERANESI D	(1)	12 PANNEK K On Ice SUI 20 15 17 22 28 71 3 BARNES C USA 33 3 9 12 13 24
GK	60:00		SUI					20 BRAENDLI A - Goalkeeper out
GK	60:00		USA					33 CAVALLINI A - Goalkeeper out

Goalkeeper Records

Team : SUI - Switzerland

No.	Name	SOG	SVS	MIP
20	BRAENDLI Andrea	44	41	40:00
29	MAURER Saskia	22	17	20:00

Team : USA - United States

No.	Name	SOG	SVS	MIP
33	CAVALLINI Alex	12	12	60:00
35	ROONEY Maddie			

Game Statistics

Team : SUI (Red)



Head Coach : MULLER Colin		Shots on Goal										Time on Ice											
No.	Pos.	Name	G	A	P	PIM	FO+	FO-	FO+/-	FO%	1	2	3	OT	TS	+/-	1	2	3	OT	TOT	SHF	AVG
7	F	STALDER Lara +C	0	0	0	0	0	0	0	0.00	0	0	0	0	0	-2	5:32	6:42	4:35		16:49	24	0:42
17	D	CHRISTEN Lara	0	0	0	0	0	0	0	0.00	0	0	0	0	0	-3	8:33	6:50	7:31		22:54	35	0:39
22	D	LEEMANN Sinja	0	0	0	0	0	0	0	0.00	0	0	0	0	0	-3	7:24	7:30	7:21		22:15	38	0:35
25	F	MULLER Alina +A	0	0	0	0	16	11	5	59.26	1	0	1	2	2	-1	5:32	7:27	5:55		18:54	27	0:42
88	F	STAENZ Phoebe	0	0	0	2	1	0	1	100.00	0	2	0	2	2	-4	7:14	7:46	4:50		19:50	24	0:49
14	F	RASELLI Evelina +A	0	0	0	0	8	12	-4	40.00	1	1	0	2	2	-2	7:15	6:13	6:08		19:36	25	0:47
16	D	VALLARIO Nicole	0	0	0	0	0	0	0	0.00	0	0	0	0	0	-2	6:55	6:53	6:25		20:13	26	0:46
23	D	BULLO Nicole	0	0	0	0	0	0	0	0.00	0	0	0	0	0	-2	6:03	3:50	3:49		13:42	23	0:35
24	F	RYHNER Noemi	0	0	0	0	0	0	0	0.00	0	0	0	0	0	-1	4:50	5:00	4:20		14:10	19	0:44
98	F	MOY Keely	0	0	0	2	0	0	0	0.00	1	0	0	1	1	-2	5:57	6:38	6:07		18:42	24	0:46
9	D	SIGRIST Shannon	0	0	0	0	0	0	0	0.00	0	0	1	1	1	-1	4:09	5:25	5:41		15:15	25	0:36
12	F	RUEDI Lisa	0	0	0	4	4	12	-8	25.00	0	0	0	0	0	-2	3:27	5:25	5:21		14:13	21	0:40
15	F	ZIMMERMANN Laura	0	0	0	0	0	0	0	0.00	1	0	0	1	1	-1	2:26	3:06	2:49		8:21	13	0:38
18	D	WETLI Stefanie	0	0	0	0	0	0	0	0.00	0	0	0	0	0	-2	4:15	4:48	4:54		13:57	24	0:34
26	F	RUEGG Dominique	0	0	0	0	0	0	0	0.00	0	1	1	2	2	-1	4:12	4:36	4:38		13:26	20	0:40
3	D	FORSTER Sarah	0	0	0	0	0	0	0	0.00	0	0	0	0	0	-1	2:51	3:49	3:42		10:22	16	0:38
8	F	QUENNEC Kaleigh	0	0	0	0	0	0	0	0.00	0	0	0	0	0	-1	2:38	1:37	2:48		7:03	11	0:38
21	F	ENZLER Rahel	0	0	0	0	0	0	0	0.00	0	0	0	0	0	-1	0:44	1:45	4:49		7:18	11	0:39
28	D	MARTI Alina	0	0	0	0	2	-2	0	0.00	0	0	0	0	0	-2	3:18	0:43	2:34		6:35	14	0:28
71	F	LUTZ Lena Marie	0	0	0	0	0	0	0	0.00	0	0	1	1	1	-1	3:02	1:44	3:07		7:53	13	0:36
20	GK	BRAENDLI Andrea	0	0	0	0					0	0	0	0	0								
29	GK	MAURER Saskia	0	0	0	0					0	0	0	0	0								
Total			0	0	0	8	29	37	-8	43.94	4	4	4	12									

Team : USA (White)

Head Coach : JOHNSON Joel		Shots on Goal										Time on Ice											
No.	Pos.	Name	G	A	P	PIM	FO+	FO-	FO+/-	FO%	1	2	3	OT	TS	+/-	1	2	3	OT	TOT	SHF	AVG
2	D	STECKLEIN Lee +A	0	0	0	0	0	0	0	0.00	0	0	1	1	1	+1	6:47	8:59	6:54		22:40	25	0:54
3	D	BARNES Cayla	0	2	2	0	0	0	0	0.00	2	1	0	3	3	+3	8:49	7:19	6:33		22:41	24	0:56
20	F	BRANDT Hannah	0	1	1	0	16	9	7	64.00	0	1	0	1	1	+1	5:15	5:31	5:21		16:07	18	0:53
21	F	KNIGHT Hilary +A	2	0	2	0	0	0	0	0.00	4	2	3	9	9	+1	5:59	6:10	4:32		16:41	17	0:58
26	F	COYNE SCHOFIELD Kendall +C	0	0	0	0	0	0	0	0.00	2	2	1	5	5	+1	5:41	4:50	6:37		17:08	17	1:00
5	D	KELLER Megan	0	1	1	0	0	0	0	0.00	1	1	1	3	3	+2	6:56	6:01	7:03		20:00	21	0:57
11	F	ROQUE Abby	0	0	0	2	4	5	-1	44.44	5	1	1	7	7	+1	6:47	4:50	6:11		17:48	18	0:59
15	D	HARMON Savannah	0	0	0	0	0	0	0	0.00	1	2	1	4	4	+2	6:32	6:57	7:11		20:40	22	0:56
25	F	CARPENTER Alex	0	1	1	0	7	3	4	70.00	0	0	1	1	1	+2	5:43	4:42	5:04		15:29	17	0:54
28	F	KESSEL Amanda	1	1	2	0	0	0	0	0.00	1	0	0	1	1	+2	5:47	4:23	4:46		14:56	16	0:56
9	D	BOZEK Megan	0	2	2	0	0	0	0	0.00	2	3	1	6	6	+3	4:08	5:22	4:52		14:22	19	0:45
12	F	PANNEK Kelly	2	1	3	0	5	7	-2	41.67	1	2	2	5	5	+3	5:06	4:57	5:00		15:03	16	0:56
13	F	ZUMWINKLE Grace	0	0	0	0	0	0	0	0.00	1	2	0	3	3	+2	4:31	4:17	3:12		12:00	12	1:00
19	D	DUNNE Jincy	0	2	2	0	0	0	0	0.00	0	1	0	1	1	+2	3:17	2:54	3:41		9:52	12	0:49
24	F	CAMERANESI Dani	1	0	1	0	0	0	0	0.00	0	0	3	3	3	+2	4:46	5:15	3:44		13:45	14	0:58
4	D	HARVEY Caroline	0	0	0	0	0	0	0	0.00	0	2	0	2	2	+1	2:24	2:18	2:25		7:07	8	0:53
16	F	SCAMURRA Hayley	0	1	1	0	0	0	0	0.00	1	2	0	3	3	+2	3:42	4:22	4:26		12:30	14	0:53
18	F	COMPHER Jesse	2	0	2	2	5	5	0	50.00	1	1	0	2	2	+2	3:38	4:22	4:37		12:37	15	0:50
37	F	MURPHY Abbey	0	0	0	0	0	0	0	0.00	0	1	5	6	6	+2	3:37	4:07	5:12		12:56	14	0:55
33	GK	CAVALLINI Alex	0	0	0	0					0	0	0	0	0								
35	GK	ROONEY Maddie	0	0	0	0					0	0	0	0	0								
Total			8	12	20	4	37	29	8	56.06	22	24	20	66									



Group A

R	Team	GP	W	OTW	OTL	L	GDF	GF : GA	PTS
1	USA	3	3	0	0	0	+16	18 : 2	9
2	CAN	2	2	0	0	0	+21	23 : 2	6
3	ROC	2	1	0	0	1	-2	5 : 7	3
4	FIN	2	0	0	0	2	-13	3 : 16	0
5	SUI	3	0	0	0	3	-22	3 : 25	0

	CAN	FIN	ROC	SUI	USA
CAN	*****	11:1	MON 07 FEB 12:10	12:1	TUE 08 FEB 12:10
FIN	1:11	*****	TUE 08 FEB 21:10	MON 07 FEB 21:10	2:5
ROC	MON 07 FEB 12:10	TUE 08 FEB 21:10	*****	5:2	0:5
SUI	1:12	MON 07 FEB 21:10	2:5	*****	0:8
USA	TUE 08 FEB 12:10	5:2	5:0	8:0	*****

Legend:

(G) Goals in tournament	*	Does not count for Plus/minus	+/- Plus/minus net	+A Assistant Captain
+C Captain	A	Assists	AVG Average time on ice / shift	D Defender
EQ Equal strength	ET/Res	Penalty end time/Result of game	F Forward	FO% Face-offs won as percentage
FO+ Face-offs won	FO-	Face-offs lost	FO+/- Face-offs net	G Goals
GA Goals against	GDF	Goal difference	GF Goals for	GK Goalkeeper
GP Games played	L	Losses	MIP Minutes in play (GK)	No. Jersey number
OT Overtime	OTL	Overtime losses	OTW Overtime wins	P Points
PIM Penalties in minutes	Pos.	Position	PP1 Power play - 1 player	PPG Power play goals
PTS Points	R	Rank	SHF Number of shifts	SHG Shorthanded goals
SOG Shots on goal	SVS	Saves	TOT Total	TPP Time on power play
TS Total shots	W	Wins		



Wukesong Sports Centre
五棵松体育中心
Centre sportif de Wukesong

SUN 6 FEB 2022
Start Time 21:10

Ice Hockey
冰球 / Hockey sur glace
Women
女子 / Femmes

Preliminary round - Group A, Game 12
小组赛轮次 - A组, 比赛 12 / Tour préliminaire - Groupe A, Match 12



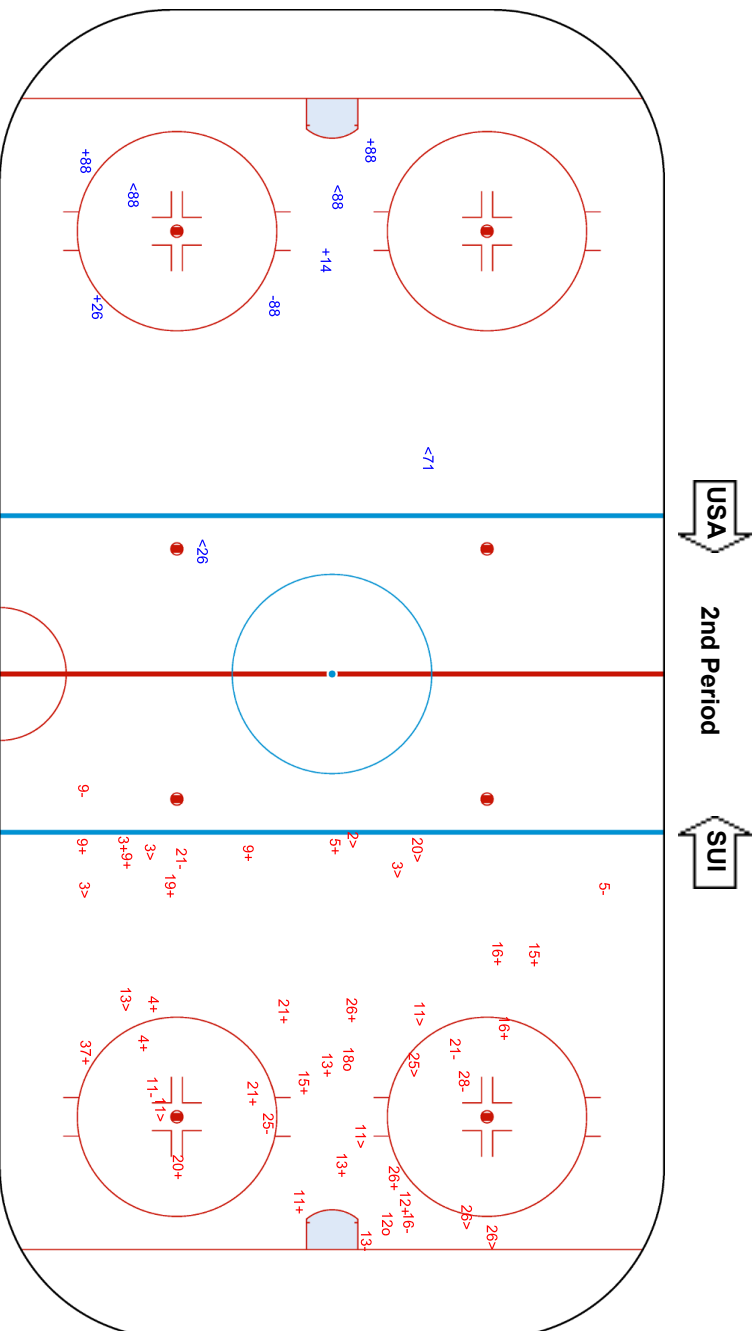
Shots by SUI
Goals (0): 0
SSP (-): 4
SSG (+): 4
SPG (-): 1

Shots by USA
Goals (0): 2
SSP (-): 12
SSG (+): 22
SPG (-): 9

GK 33 of USA

GK 20 of SUI
012

GK 29 of SUI
018





Wukesong Sports Centre
五棵松体育中心
Centre sportif de Wukesong

BEIJING 2022™

SUN 6 FEB 2022

Start Time 21:10

Ice Hockey
冰球 / Hockey sur glace

Women
女子 / Femmes

Preliminary round - Group A, Game 12

小组赛轮次 - A组, 比赛 12 / Tour préliminaire - Groupe A, Match 12

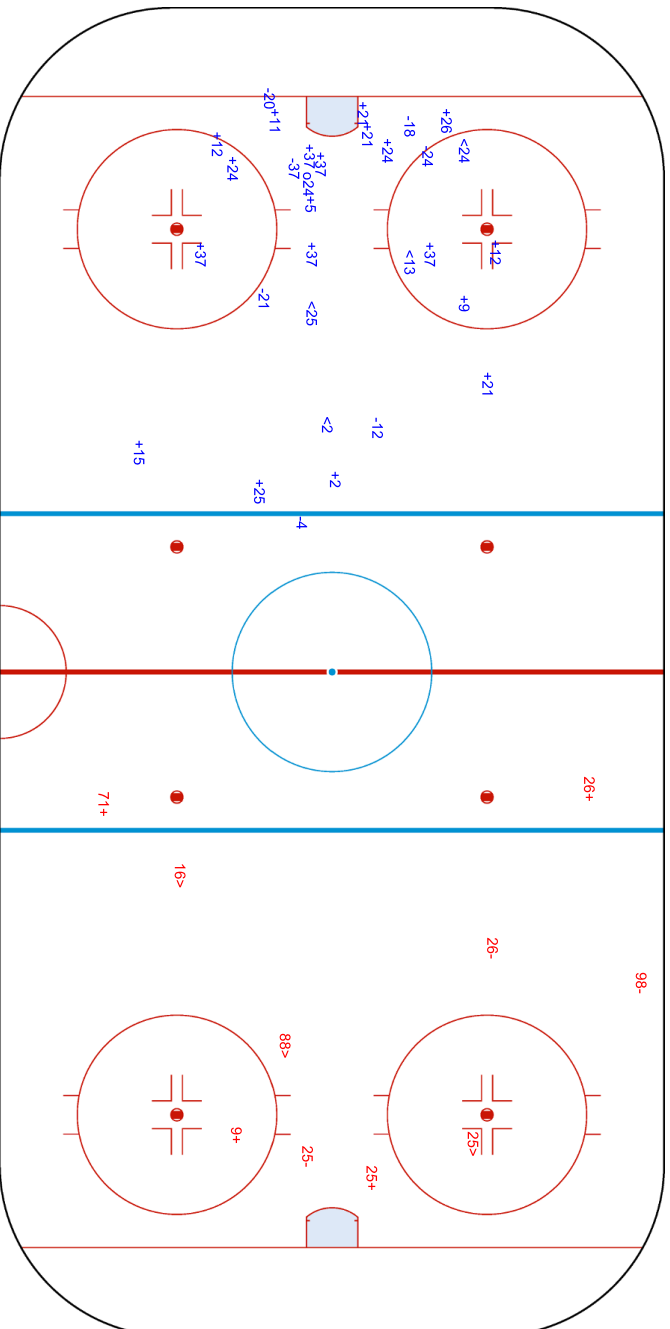


Shots by USA
Goals (0): 1
SSP (-): 4
SSG (+): 19
SPG (-): 7

Shots by SUI
Goals (0): 0
SSP (-): 3
SSG (+): 4
SPG (-): 3

GK 20 of SUI

GK 33 of USA



Legend:	GK	Goalkeeper	SPG	Shots past goal	SSG	Shots saved by goalkeeper	SSP	Shots saved by player
---------	----	------------	-----	-----------------	-----	---------------------------	-----	-----------------------

IHOWTEAM6-----GPA-000600--_77A V3.0

Report Created SUN 6 FEB 2022 23:22





Face-off Chart

争球表 / Statistiques des mises en jeu

SUI - USA

1st PERIOD

	SUI		USA		SUI		USA		Total wins all zones
	Def. zone	Att. zone	Neutral zone	Neutral zone	Att. zone	Def. zone	Def. zone	Att. zone	
	- 14	+ 20	+ 25	- 20	+ 12	- 12			
	- 14	+ 20	+ 25	- 20	- 14	+ 11			
	+ 14	- 11	+ 25	- 20					
	- 25	+ 25	- 25	+ 20					
	+ 14	- 20	- 12	+ 18					
	+ 88	- 18	- 25	+ 20					
	+ 25	- 18	- 14	+ 20					
	+ 25	- 11	+ 25	- 12					
	+ 12	- 11	+ 25	- 12					
	- 12	+ 25							
	- 12	+ 20							
Total wins / period	6 / 55%	5 / 45%	5 / 56%	4 / 44%	1 / 50%	1 / 50%	12 / 55%	10 / 45%	

2nd PERIOD

	SUI		USA		SUI		USA		Total wins all zones
	Def. zone	Att. zone	Neutral zone	Neutral zone	Att. zone	Def. zone	Def. zone	Att. zone	
	- 12	+ 12	+ 25	- 20	+ 25	- 18			
	- 14	+ 20	+ 12	- 12	- 25	+ 25			
	- 12	+ 20	- 12	+ 18	+ 14	- 20			
	- 12	+ 20							
	- 12	+ 25							
	+ 25	- 12							
	- 12	+ 18							
	- 25	+ 20							
	- 14	+ 11							
	- 25	+ 12							
	- 12	+ 18							
	- 14	+ 25							
	+ 25	- 25							
	- 14	+ 20							
	+ 25	- 12							
	+ 25	- 12							
	+ 14	- 11							
	- 25	+ 20							
Total wins / period	5 / 28%	13 / 72%	2 / 67%	1 / 33%	2 / 67%	1 / 33%	9 / 38%	15 / 62%	

3rd PERIOD

	SUI		USA		SUI		USA		Total wins all zones
	Def. zone	Att. zone	Neutral zone	Neutral zone	Att. zone	Def. zone	Def. zone	Att. zone	
	- 14	+ 20	+ 25	- 20	- 25	+ 18			
	- 14	+ 20	+ 14	- 18	+ 12	- 20			
	- 12	+ 25	+ 25	- 20	- 25	+ 12			
	- 14	+ 20	- 28	+ 12	- 14	+ 11			
	+ 25	- 25			- 28	+ 11			
	+ 14	- 25							
	+ 14	- 11							
Total wins / period							8 / 40%	12 / 60%	



- 25	+ 20				
- 25	+ 25				
- 12	+ 12				
+ 14	- 18				
4 / 36%	7 / 64%	3 / 75%	1 / 25%	1 / 20%	4 / 80%

TOTAL

	SUI	USA	SUI	USA	SUI	USA	Total wins all zones	
	Def. zone	Att. zone	Neutral zone		Att. zone	Def. zone	SUI	USA
Total wins / game	15 / 38%	25 / 62%	10 / 63%	6 / 37%	4 / 40%	6 / 60%	29 / 44%	37 / 56%

HEAD TO HEAD

No.	USA					Tot.	wins SUI	Dz	Nz	Az	
	11	12	18	20	25						
SUI	12	1 - 0	2 - 2	0 - 4	1 - 3	0 - 3	16	4 25%	1 9%	1 33%	2 100%
	14	3 - 3		2 - 0	2 - 8	1 - 1	20	8 40%	6 40%	1 50%	1 33%
	25	1 - 0	5 - 2	2 - 1	6 - 5	2 - 3	27	16 59%	7 54%	8 80%	1 25%
	28	0 - 1	0 - 1				2	0 0%		0 0%	0 0%
	88			1 - 0			1	1 100%	1 100%		
Tot.	9	12	10	25	10	66	29 44%	15 38%	10 63%	4 40%	
wins USA	4 44%	5 42%	5 50%	16 64%	7 70%	37 56%					
Dz	3 100%	1 50%	1 50%	0 0%	1 100%	6 60%					
Nz		1 25%	2 67%	3 33%		6 37%					
Az	1 17%	3 50%	2 40%	13 93%	6 67%	25 62%					

Legend:

Az Attacking zone **Dz** Defending zone **No.** Jersey number **Nz** Neutral zone **Tot.** Total face-offs played



Line-Ups

阵容 / Composition des équipes

ROC - CAN

Referees

84 ERMAK Daria (RUS) , 8 RAPIN Chelsea (USA)

Linespersons

53 LOVENSNO Veronica (SWE) , 52 SAINIO Linnea (FIN)

Goalkeepers

Team: ROC

No. Name

23 GREDZEN Daria
69 SOROKINA Maria

Team Line-ups

Team: ROC (Red)

No. Pos. Name

13 D	PIROGOVA Nina
72 D	SAVONINA Anna
42 F	BRATISHEVA Oxana
79 F	FALYAKHOVA Landysh
97 F	SHOKHINA Anna +C
12 D	PECHNIKOVA Maria
70 D	SHIBANOVA Anna +A
15 F	PAVLOVA Valeria
26 F	DOBRODEYEVA Yekaterina
27 F	KORZHAKOVA Veronika
4 D	SMIRNOVA Yulia
19 D	PROVOROVA Yelena
21 F	BOLGAREVA Polina
29 F	VAFINA Alexandra +A
87 F	LUCHNIKOVA Polina
22 D	BATALOVA Maria
17 F	KADIROVA Fanuza

Head Coach: BOBARIKO Yevgeni

NOT DRESSED:

2 D GONCHARENKO Angelina
18 F SOSINA Olga
59 F DERGACHYOVA Yelena
73 F KULISHOVA Viktoria

Team: CAN

No. Name

35 DESBIENS Ann-Renee
38 MASCHMEYER Emerance

Team: CAN (White)

No. Pos. Name

3 D	LAROCQUE Jocelyne +A
14 D	FAST Renata
19 F	JENNER Brianne
26 F	CLARK Emily
29 F	POULIN Marie-Philip +C
23 D	AMBROSE Erin
42 D	THOMPSON Claire
10 F	FILLIER Sarah
24 F	SPOONER Natalie
47 F	RATTRAY Jamie Lee
21 D	BELL Ashton
28 D	ZANDEE-HART Micah
6 F	JOHNSTON Rebecca
20 F	NURSE Sarah
40 F	TURNBULL Blayre +A
17 D	SHELTON Ella
7 F	STACEY Laura
11 F	SAULNIER Jill
27 F	MALTAIS Emma

Head Coach: RYAN Troy

NOT DRESSED:

15 F DAOUST Melodie
50 GK CAMPBELL Kristen

Legend:

+A	Assistant Captain	+C	Captain	D	Defender	F	Forward
No.	Jersey number	Pos.	Position				



Graphical Line-ups 阵容图 / Alignments

ROC - CAN

Referees

84 ERMAK Daria (RUS) , 8 RAPIN Chelsea (USA)

Linespersons

53 LOVENSNO Veronica (SWE) , 52 SAINIO Linnea (FIN)

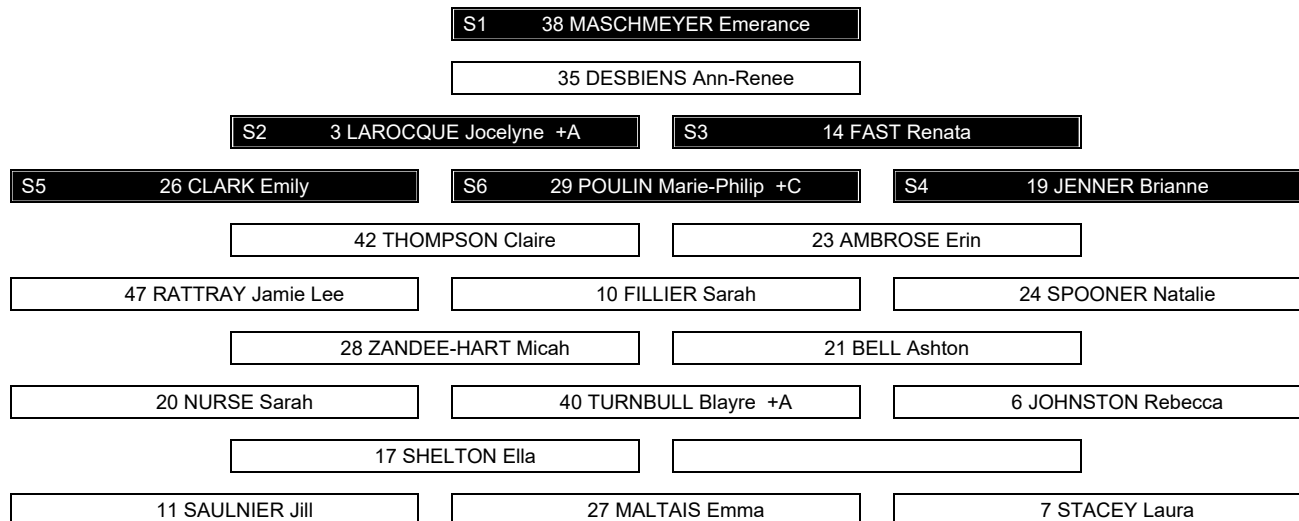
Team: ROC - ROC (Red)

Head Coach: BOBARIKO Yevgeni



Team: CAN - Canada (White)

Head Coach: RYAN Troy



Legend:

+A Assistant Captain +C Captain Sn Starting position


Game Summary

比赛总结 / Résumé du match

ROC - CAN 1 - 6 (0 - 2, 1 - 2, 0 - 2)

Spectators	Referees	Linespersons
545	84 ERMAK Daria (RUS) , 8 RAPIN Chelsea (USA)	53 LOVENSNO Veronica (SWE) , 52 SAINIO Linnea (FIN)

Team Statistics

Period	Score	SVS	SOG	PIM	TPP	PPG	SHG
1	0 : 2	11 : 7	7 : 13	4 : 6	04:00 : 01:59	0 : 0	0 : 0
2	1 : 2	21 : 2	3 : 23	6 : 2	02:00 : 04:12	0 : 1	0 : 0
3	0 : 2	11 : 2	2 : 13	4 : 0	00:00 : 04:33	0 : 2	0 : 0
Total	1 : 6	43 : 11	12 : 49	14 : 8	06:00 : 10:44	0 : 3	0 : 0

1st Period

Action	Time	ET/Res	Team	Type	No.	Name	(G)	Name of Assistant(s) / Action Description
GK	00:00		ROC		23	GREDZEN D	-	Goalkeeper in
GK	00:00		CAN		38	MASCHMEYER E	-	Goalkeeper in
Goal	02:09	0 : 1	CAN	EQ	20	NURSE S	(4)	On Ice ROC 23 4 19 21 29 87 CAN 38 3 14 19 20 29
Goal	02:29	0 : 2	CAN	EQ	10	FILLIER S	(5)	14 FAST R On Ice ROC 23 13 42 72 79 97 47 RATTRAY JL CAN 38 3 10 14 24 47
Penalty	07:16	09:16	CAN	2 min.	3	LAROCQUE J	-	Hooking
Penalty	14:03	16:03	CAN	2 min.	7	STACEY L	-	Illegal Hit
Penalty	14:45	16:45	ROC	2 min.	27	KORZHAKOVA V	-	Interference
Penalty	15:32	17:32	CAN	2 min.	-	Team penalty	-	Too Many Players / Served by: 24 SPOONER N
Penalty	18:01	20:01	ROC	2 min.	29	VAFINA A	-	Holding an opponent

2nd Period

Action	Time	ET/Res	Team	Type	No.	Name	(G)	Name of Assistant(s) / Action Description
Penalty	21:36	23:36	ROC	2 min.	12	PECHNIKOVA M	-	Illegal Hit
Penalty	25:55	27:45	ROC	2 min.	72	SAVONINA A	-	Holding an opponent
Goal	27:45	0 : 3	CAN	PP1	47	RATTRAY JL	(2)	24 SPOONER N On Ice ROC 23 4 12 21 29 20 NURSE S CAN 38 3 20 23 24 47 *
Goal	30:29	0 : 4	CAN	EQ	23	AMBROSE E	(2)	6 JOHNSTON R On Ice ROC 23 12 42 70 79 97 7 STACEY L CAN 38 6 7 23 40 42
GK	31:06		ROC		69	SOROKINA M	-	Goalkeeper in
Penalty	32:15	34:15	CAN	2 min.	27	MALTAIS E	-	Interference
Goal	37:21	1 : 4	ROC	EQ	97	SHOKHINA A	(1)	29 VAFINA A On Ice ROC 69 12 21 29 70 97 CAN 38 19 20 23 29 42
Penalty	39:39	40:39	ROC	2 min.	26	DOBRODEYEVA Y	-	Illegal Hit

3rd Period

Action	Time	ET/Res	Team	Type	No.	Name	(G)	Name of Assistant(s) / Action Description
Goal	40:39	1 : 5	CAN	PP1	6	JOHNSTON R	(2)	19 JENNER B On Ice ROC 69 13 42 72 79 29 POULIN MP CAN 38 6 10 19 23 29 *
Penalty	43:56	45:50	ROC	2 min.	15	PAVLOVA V	-	Cross-Checking
Goal	45:50	1 : 6	CAN	PP1	29	POULIN MP	(1)	19 JENNER B On Ice ROC 69 13 21 29 72 23 AMBROSE E CAN 38 6 10 19 23 29 *
Penalty	50:56	52:56	ROC	2 min.	17	KADIROVA F	-	Tripping
GK	60:00		ROC					69 SOROKINA M - Goalkeeper out
GK	60:00		CAN					38 MASCHMEYER E - Goalkeeper out

Goalkeeper Records
Team : ROC - ROC

No.	Name	SOG	SVS	MIP
23	GREDZEN Daria	34	30	31:06
69	SOROKINA Maria	15	13	28:54

Team : CAN - Canada

No.	Name	SOG	SVS	MIP
38	MASCHMEYER Emerance	12	11	60:00
35	DESBIENS Ann-Renee			


Game Statistics

Team : ROC (Red)

Head Coach : BOBARIKO Yevgeni

No.	Pos.	Name	Player Stats							Shots on Goal				Time on Ice								
			G	A	P	PIM	FO+	FO-	FO+/-	FO%	1	2	3	OT	TS	+/-	1	2	3	OT	TOT	SHF
13	D	PIROGOVA Nina	0	0	0	0	0	0	0	0.00	0	0	1	1	-1	8:17	10:42	6:09		25:08	27	0:55
42	F	BRATISHEVA Oxana	0	0	0	0	3	6	-3	33.33	0	0	0	0	-2	4:37	4:31	5:10		14:18	19	0:45
72	D	SAVONINA Anna	0	0	0	2	0	0	0.00	0	0	0	0	-1	8:16	10:42	7:45		26:43	30	0:53	
79	F	FALYAKHOVA Landysh	0	0	0	0	0	1	-1	0.00	0	0	0	0	-2	5:07	4:31	6:38		16:16	20	0:48
97	F	SHOKHINA Anna +C	1	0	1	0	2	3	-1	40.00	2	2	0	4	-1	7:43	4:21	7:15		19:19	24	0:48
12	D	PECHNIKOVA Maria	0	0	0	2	0	0	0.00	0	0	0	0	0	6:31	4:48	7:41		19:00	29	0:39	
15	F	PAVLOVA Valeria	0	0	0	2	0	1	-1	0.00	5	0	0	5	0	7:23	5:32	3:49		16:44	22	0:45
26	F	DOBRODEYEVA Yekaterina	0	0	0	2	1	0	1	100.00	0	0	0	0	0	5:27	9:03	4:06		18:36	26	0:42
27	F	KORZHAKOVA Veronika	0	0	0	2	8	12	-4	40.00	0	0	0	0	0	5:44	5:04	4:31		15:19	24	0:38
70	D	SHIBANOVA Anna +A	0	0	0	0	0	0	0.00	0	1	0	1	0	5:56	4:18	5:05		15:19	27	0:34	
4	D	SMIRNOVA Yulia	0	0	0	0	0	0	0.00	0	0	0	0	-1	6:18	4:57	6:38		17:53	29	0:37	
19	D	PROVOROVA Yelena	0	0	0	0	0	0	0.00	0	0	0	0	-1	4:00	3:39	6:49		14:28	25	0:34	
21	F	BOLGAREVA Polina	0	0	0	0	0	1	-1	0.00	0	0	0	0	5:28	5:00	5:46		16:14	26	0:37	
29	F	VAFINA Alexandra +A	0	1	1	2	7	7	0	50.00	0	0	1	1	0	4:53	5:37	6:33		17:03	22	0:46
87	F	LUCHNIKOVA Polina	0	0	0	0	0	0	0.00	0	0	0	0	-1	4:39	3:01	3:51		11:31	17	0:40	
17	F	KADIROVA Fanuza	0	0	0	2	0	0	0.00	0	0	0	0	0	1:59	4:20	3:54		10:13	11	0:55	
22	D	BATALOVA Maria	0	0	0	0	2	7	-5	22.22	0	0	0	0	0	2:15	5:16	3:53		11:24	13	0:52
23	GK	GREDZEN Daria	0	0	0	0					0	0	0	0								
69	GK	SOROKINA Maria	0	0	0	0					0	0	0	0								
Total			1	1	2	14	23	38	-15	37.70	7	3	2	12								

Team : CAN (White)

Head Coach : RYAN Troy

No.	Pos.	Name	Player Stats							Shots on Goal				Time on Ice								
			G	A	P	PIM	FO+	FO-	FO+/-	FO%	1	2	3	OT	TS	+/-	1	2	3	OT	TOT	SHF
3	D	LAROCQUE Jocelyne +A	0	0	0	2	0	0	0	0.00	2	2	1	5	+2	6:01	7:19	4:53		18:13	30	0:36
14	D	FAST Renata	0	1	1	0	0	0	0.00	1	0	0	1	+2	6:49	5:37	4:49		17:15	29	0:35	
19	F	JENNER Brianne	0	2	2	0	6	3	3	66.67	2	3	0	5	0	7:56	7:22	7:21		22:39	33	0:41
26	F	CLARK Emily	0	0	0	0	0	0	0.00	0	0	0	0	0	0:00	0:00	0:00		0:00	0	0:00	
29	F	POULIN Marie-Philip +C	1	1	2	0	8	6	2	57.14	0	1	3	4	0	8:11	7:30	7:03		22:44	32	0:42
10	F	FILLIER Sarah	1	0	1	0	5	5	0	50.00	2	0	0	2	+1	4:04	5:12	6:26		15:42	27	0:34
23	D	AMBROSE Erin	1	1	2	0	0	0	0.00	0	4	0	4	0	7:23	6:26	8:16		22:05	36	0:36	
24	F	SPOONER Natalie	0	1	1	0	0	1	-1	0.00	0	1	3	4	+1	4:39	5:06	6:16		16:01	31	0:31
42	D	THOMPSON Claire	0	0	0	0	0	0	0.00	1	0	0	1	0	6:00	6:05	6:22		18:27	29	0:38	
47	F	RATTRAY Jamie Lee	1	1	2	0	0	0	0.00	0	4	0	4	+1	5:25	6:30	5:24		17:19	31	0:33	
6	F	JOHNSTON Rebecca	1	1	2	0	0	0	0.00	1	2	3	6	+1	4:15	6:15	6:36		17:06	25	0:41	
20	F	NURSE Sarah	1	1	2	0	4	1	3	80.00	2	1	1	4	0	5:07	6:51	7:41		19:39	35	0:33
21	D	BELL Ashton	0	0	0	0	0	0	0.00	0	0	1	1	0	3:41	3:34	4:42		11:57	20	0:35	
28	D	ZANDEE-HART Micah	0	0	0	0	0	0	0.00	1	3	0	4	0	7:02	4:46	3:58		15:46	27	0:35	
40	F	TURNBULL Blayne +A	0	0	0	0	8	4	4	66.67	1	1	0	2	+1	4:24	4:06	4:52		13:22	23	0:34
7	F	STACEY Laura	0	1	1	2	0	0	0.00	0	1	1	2	+1	5:02	5:30	5:37		16:09	26	0:37	
11	F	SAULNIER Jill	0	0	0	0	0	0	0.00	0	0	0	0	0	3:29	2:45	2:55		9:09	15	0:36	
17	D	SHELTON Ella	0	0	0	0	0	0	0.00	0	0	0	0	0	1:39	4:07	4:46		10:32	18	0:35	
27	F	MALTAIS Emma	0	0	0	2	7	3	4	70.00	0	0	0	0	0	2:24	2:36	3:22		8:22	14	0:35
35	GK	DESBIENS Ann-Renee	0	0	0	0					0	0	0	0								
38	GK	MASCHMEYER Emerance	0	0	0	0					0	0	0	0								
Total			6	10	16	6	38	23	15	62.30	13	23	13	49								



Group A

R	Team	GP	W	OTW	OTL	L	GDF	GF : GA	PTS
1	CAN	3	3	0	0	0	+26	29 : 3	9
2	USA	3	3	0	0	0	+16	18 : 2	9
3	ROC	3	1	0	0	2	-7	6 : 13	3
4	FIN	2	0	0	0	2	-13	3 : 16	0
5	SUI	3	0	0	0	3	-22	3 : 25	0

	CAN	FIN	ROC	SUI	USA
CAN	*****	11:1	6:1	12:1	TUE 08 FEB 12:10
FIN	1:11	*****	TUE 08 FEB 21:10	MON 07 FEB 21:10	2:5
ROC	1:6	TUE 08 FEB 21:10	*****	5:2	0:5
SUI	1:12	MON 07 FEB 21:10	2:5	*****	0:8
USA	TUE 08 FEB 12:10	5:2	5:0	8:0	*****

Legend:

(G) Goals in tournament	*	Does not count for Plus/minus	+/- Plus/minus net	+A Assistant Captain
+C Captain	A	Assists	AVG Average time on ice / shift	D Defender
EQ Equal strength	ET/Res	Penalty end time/Result of game	F Forward	FO% Face-offs won as percentage
FO+ Face-offs won	FO-	Face-offs lost	FO+/- Face-offs net	G Goals
GA Goals against	GDF	Goal difference	GF Goals for	GK Goalkeeper
GP Games played	L	Losses	MIP Minutes in play (GK)	No. Jersey number
OT Overtime	OTL	Overtime losses	OTW Overtime wins	P Points
PIM Penalties in minutes	Pos.	Position	PP1 Power play - 1 player	PPG Power play goals
PTS Points	R	Rank	SHF Number of shifts	SHG Shorthanded goals
SOG Shots on goal	SVS	Saves	TOT Total	TPP Time on power play
TS Total shots	W	Wins		



Wukesong Sports Centre
 五棵松体育中心
 Centre sportif de Wukesong
MON 7 FEB 2022
 Start Time 13:15

Ice Hockey
 冰球 / Hockey sur glace

Women
 女子 / Femmes

Preliminary round - Group A, Game 13
 小组赛轮次 - A组, 比赛 13 / Tour préliminaire - Groupe A, Match 13

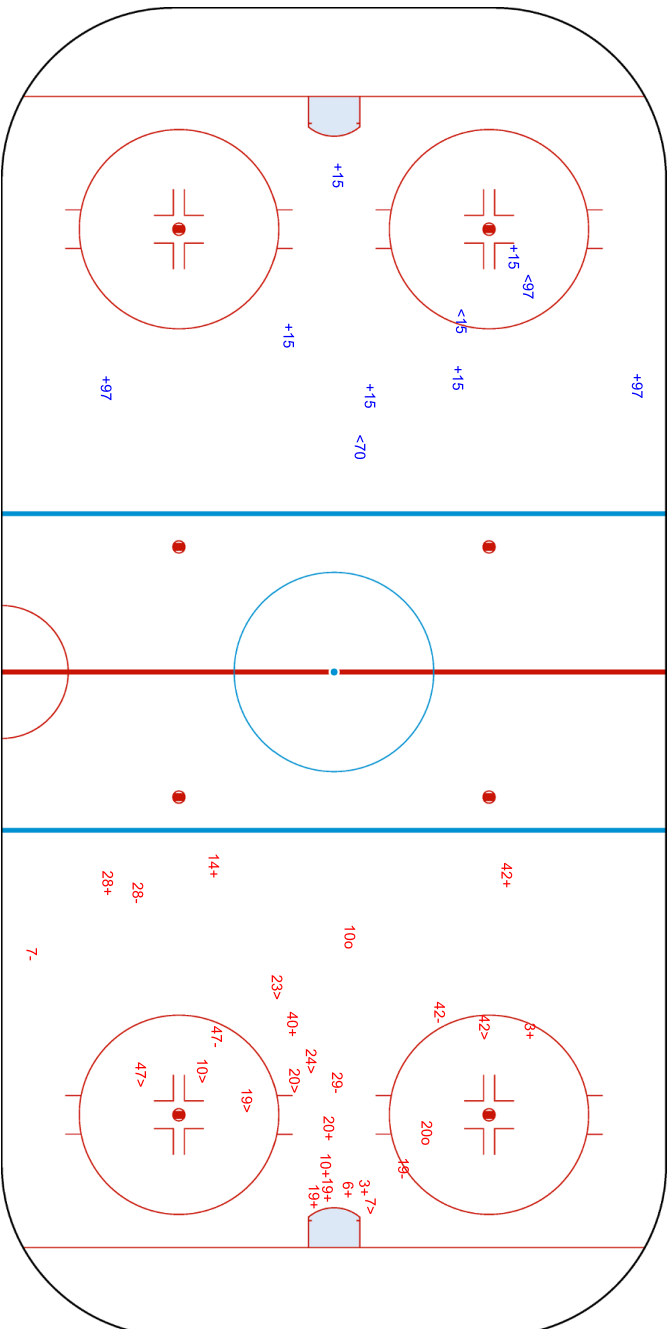


Shot Chart
 射门表 / Analyse des tirs

ROC - CAN



1st Period



Shots by ROC
 Goals (o): 0
 SSP (<): 3

SSG (+): 7
 SPG (-): 0

GK 38 of CAN

Shots by CAN
 Goals (o): 2
 SSP (>): 8

SSG (+): 11
 SPG (-): 6

GK 23 of ROC

REVISED
 7 FEB 15:54



BEIJING 2022™

MON 7 FEB 2022
Start Time 13:15

Wukesong Sports Centre
五棵松体育中心
Centre sportif de Wukesong

Ice Hockey
Hockey sur glace

Women

女子 / Femmes

Preliminary round - Group A, Game 13

小组赛轮次 - A组, 比赛 13 / Tour préliminaire - Groupe A, Match 13



Shots by CAN

Goals (0): 2

SSP (-): 14

SSG (+): 21

SPG (-): 5

ROC

2nd Period

CAN

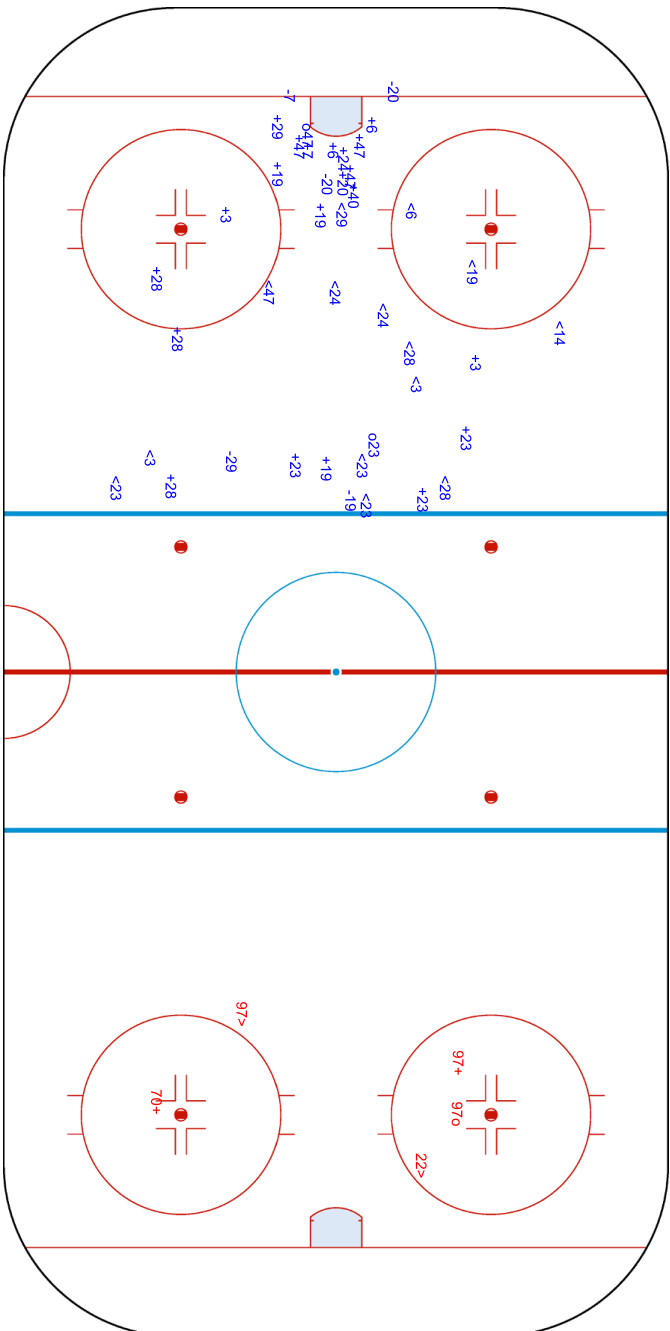
Shots by ROC

Goals (0): 1

SSP (-): 2

SSG (+): 2

SPG (-): 0





Face-off Chart

争球表 / Statistiques des mises en jeu

ROC - CAN

1st PERIOD

	ROC		CAN		Neutral zone		ROC		CAN		Total wins all zones				
	Def. zone	Att. zone	Def. zone	Att. zone	ROC	CAN	Att. zone	Def. zone	ROC	CAN					
	+ 27	- 40	- 42	+ 29	- 42	+ 29	+ 29	- 40			<table border="1"> <thead> <tr> <th>ROC</th> <th>CAN</th> </tr> </thead> <tbody> <tr> <td>5 / 25%</td> <td>15 / 75%</td> </tr> </tbody> </table>	ROC	CAN	5 / 25%	15 / 75%
ROC	CAN														
5 / 25%	15 / 75%														
	- 27	+ 27	- 29	+ 29	- 29	+ 29	- 27	+ 27							
	- 97	+ 40	+ 42	- 10	+ 42	- 10	+ 27	- 27							
	- 29	+ 29	- 27	+ 40	- 27	+ 40	- 27	+ 40							
	- 79	+ 19	- 22	+ 29	- 22	+ 29	- 97	+ 40							
	- 15	+ 29	- 22	+ 29	- 22	+ 29	+ 97	- 29							
	- 27	+ 20	- 22	+ 29	- 22	+ 29									
Total wins / period	1 / 14%	6 / 86%	1 / 14%	6 / 86%	3 / 50%	3 / 50%									

2nd PERIOD

	ROC		CAN		Neutral zone		ROC		CAN		Total wins all zones				
	Def. zone	Att. zone	Def. zone	Att. zone	ROC	CAN	Att. zone	Def. zone	ROC	CAN					
	+ 29	- 29	- 97	+ 19	- 97	+ 19	+ 97	- 40			<table border="1"> <thead> <tr> <th>ROC</th> <th>CAN</th> </tr> </thead> <tbody> <tr> <td>9 / 39%</td> <td>14 / 61%</td> </tr> </tbody> </table>	ROC	CAN	9 / 39%	14 / 61%
ROC	CAN														
9 / 39%	14 / 61%														
	- 29	+ 10	+ 27	- 29	+ 27	- 29	- 29	+ 19							
	+ 27	- 10	- 22	+ 27	- 22	+ 27									
	- 27	+ 10	- 27	+ 10	- 27	+ 10									
	- 21	+ 19	+ 27	- 10	+ 27	- 10									
	+ 26	- 24	- 22	+ 27	- 22	+ 27									
	+ 42	- 19	- 22	+ 10	- 22	+ 10									
	- 42	+ 40	- 27	+ 27	- 27	+ 27									
	- 42	+ 40	- 29	+ 29	- 29	+ 29									
	+ 29	- 20	+ 22	- 10	+ 22	- 10									
	- 29	+ 19													
Total wins / period	5 / 45%	6 / 55%	3 / 30%	7 / 70%	1 / 50%	1 / 50%									

3rd PERIOD

	ROC		CAN		Neutral zone		ROC		CAN		Total wins all zones				
	Def. zone	Att. zone	Def. zone	Att. zone	ROC	CAN	Att. zone	Def. zone	ROC	CAN					
	- 27	+ 20	+ 42	- 29	+ 42	- 29	+ 27	- 27			<table border="1"> <thead> <tr> <th>ROC</th> <th>CAN</th> </tr> </thead> <tbody> <tr> <td>9 / 50%</td> <td>9 / 50%</td> </tr> </tbody> </table>	ROC	CAN	9 / 50%	9 / 50%
ROC	CAN														
9 / 50%	9 / 50%														
	+ 29	- 29	- 27	+ 27	- 27	+ 27	+ 29	- 27							
	- 22	+ 40	+ 22	- 40	+ 22	- 40	- 29	+ 10							
	+ 27	- 19	+ 29	- 29	+ 29	- 29									
	- 42	+ 20	- 27	+ 20	- 27	+ 20									
	- 27	+ 19	+ 29	- 10	+ 29	- 10									
	+ 27	- 19	- 42	+ 40	- 42	+ 40									
			- 42	+ 27	- 42	+ 27									
Total wins / period	3 / 43%	4 / 57%	4 / 50%	4 / 50%	2 / 67%	1 / 33%									

TOTAL



Total wins / game	ROC	CAN	ROC	CAN	ROC	CAN	Total wins all zones	
	Def. zone	Att. zone	Neutral zone		Att. zone	Def. zone	ROC	CAN
	9 / 36%	16 / 64%	8 / 32%	17 / 68%	6 / 55%	5 / 45%	23 / 38%	38 / 62%

HEAD TO HEAD

	CAN							Tot.	wins ROC	Dz	Nz	Az	
	No.	10	19	20	24	27	29						40
ROC	15						0 - 1	1	0 0%	0 0%			
	21		0 - 1					1	0 0%	0 0%			
	22	1 - 1				0 - 2	0 - 3	1 - 1	9	2 22%	0 0%	2 25%	
	26				1 - 0				1	1 100%	1 100%		
	27	2 - 2	2 - 1	0 - 3		2 - 4	1 - 0	1 - 2	20	8 40%	4 44%	2 29%	2 50%
	29	1 - 2	0 - 2	1 - 0		1 - 0	3 - 3	1 - 0	14	7 50%	3 50%	2 50%	2 50%
	42	1 - 0	1 - 0	0 - 1		0 - 1	1 - 1	0 - 3	9	3 33%	1 25%	2 40%	
	79		0 - 1						1	0 0%	0 0%		
	97		0 - 1				1 - 0	1 - 2	5	2 40%	0 0%	0 0%	2 67%
Tot.	10	9	5	1	10	14	12	61	23 38%	9 36%	8 32%	6 55%	
wins CAN	5 50%	6 67%	4 80%	0 0%	7 70%	8 57%	8 67%	38 62%					
Dz	1 100%	1 100%			1 25%	0 0%	2 50%	5 45%					
Nz	2 33%	1 100%	1 100%		5 100%	6 67%	2 67%	17 68%					
Az	2 67%	4 57%	3 75%	0 0%	1 100%	2 50%	4 80%	16 64%					

Legend:

Az Attacking zone **Dz** Defending zone **No.** Jersey number **Nz** Neutral zone **Tot.** Total face-offs played



Line-Ups

阵容 / Composition des équipes

DEN - CZE

Referees

18 FURBERG Maria (SWE) , 9 SENUK Lacey (CAN)

Linespersons

7 CLARKE Alex (CAN) , 88 STRONG Sara (USA)

Goalkeepers

Team: DEN

No. Name

30 JENSEN Lisa
72 REPSTOCK-ROMME Cassandra

Team Line-ups

Team: DEN (White)

No. Pos. Name

19 D	ASPERUP Josephine
89 D	FRANSDEN Malene +A
4 F	GLUD Silke
8 F	PERSSON Josefina
63 F	JAKOBSEN Josefine +C

2 D	MELBERG Kristine
87 D	JACQUET Simone +A
14 F	JENSEN Nicoline
21 F	WEIS Michelle
50 F	BAU Mia

11 D	ANDERSEN Amalie
15 D	REFSGAARD Amanda
18 F	PETERS Maria
27 F	FRIIS-HANSEN Lilli
80 F	OSTERGAARD Julie

22 D	SKOTT Sofie
13 F	BRIX Michele
17 F	SKRIVER Sofia
23 F	OKSBJERG Julie
68 F	RUSSELL Emma

Head Coach: ELANDER Peter

NOT DRESSED:

33 GK NORDSTROM Emma-Sofie

Team: CZE

No. Name

1 SVEJDOVA Viktorie
29 PESLAROVA Klara

Team: CZE (Red)

No. Pos. Name

4 D	PEJSOVA Daniela
14 D	LASKOVA Dominika
16 F	MRAZOVA Katerina +A
19 F	MLYNKOVA Natalie
21 F	VANISOVA Tereza

5 D	KOLOWRATOVA Samantha Ahn +A
24 D	CAJANOVA Sara
10 F	KRIZOVA Denisa
18 F	PEJZLOVA Michaela
28 F	NEUBAUEROVA Noemi

2 D	TEJRALOVA Aneta
17 D	HORALKOVA Pavlina
9 F	MILLS Alena +C
12 F	HYMLAROVA Klara
26 F	PRIBYLOVA Vendula

27 D	RADOVA Tereza
7 F	SERDAR Lenka
15 F	LEDLOVA Aneta
23 F	BUKOLSKA Katerina
25 F	PATKOVA Kristyna

Head Coach: PACINA Tomas

NOT DRESSED:

30 GK ZECHOVSKA Katerina

Legend:

+A	Assistant Captain	+C	Captain	D	Defender	F	Forward
No.	Jersey number	Pos.	Position				



Graphical Line-ups
阵容图 / Alignments

DEN - CZE

Referees

18 FURBERG Maria (SWE) , 9 SENUK Lacey (CAN)

Linespersons

7 CLARKE Alex (CAN) , 88 STRONG Sara (USA)

Team: DEN - Denmark (White)

Head Coach: ELANDER Peter

S1 72 REPSTOCK-ROMME Cassandra		
30 JENSEN Lisa		
S2 19 ASPERUP Josephine	S3 89 FRANDBEN Malene +A	
S5 8 PERSSON Josefine	S6 63 JAKOBSEN Josefine +C	S4 4 GLUD Silke
87 JACQUET Simone +A		2 MELBERG Kristine
21 WEIS Michelle	14 JENSEN Noline	50 BAU Mia
11 ANDERSEN Amalie		15 REFSGAARD Amanda
18 PETERS Maria	80 OSTERGAARD Julie	27 FRIIS-HANSEN Lilli
22 SKOTT Sofie		68 RUSSELL Emma
17 SKRIVER Sofia	13 BRIX Michele	23 OKSBJERG Julie

Team: CZE - Czech Republic (Red)

Head Coach: PACINA Tomas

S1 1 SVEJDOVA Viktorie		
29 PESLAROVA Klara		
4 PEJSOVA Daniela		14 LASKOVA Dominika
19 MLYNKOVA Natalie	16 MRAZOVA Katerina +A	21 VANISOVA Tereza
24 CAJANOVA Sara		5 KOLOWRATOVA Samantha Ahn +A
10 KRIZOVA Denisa	18 PEJZLOVA Michaela	28 NEUBAUEROVA Noemi
S2 2 TEJRALOVA Aneta	S3 17 HORALKOVA Pavlina	
S5 12 HYMLAROVA Klara	S4 9 MILLS Alena +C	S6 26 PRIBYLOVA Vendula
27 RADOVA Tereza		25 PATKOVA Kristyna
23 BUKOLSKA Katerina	7 SERDAR Lenka	15 LEDLOVA Aneta

Legend:

+A Assistant Captain **+C** Captain **Sn** Starting position


Game Summary

比赛总结 / Résumé du match

DEN - CZE 3 - 2 (1 - 1, 1 - 1, 1 - 0)

Spectators	Referees	Linespersons
637	18 FURBERG Maria (SWE) , 9 SENUK Lacey (CAN)	7 CLARKE Alex (CAN) , 88 STRONG Sara (USA)

Team Statistics

Period	Score	SVS	SOG	PIM	TPP	PPG	SHG
1	1 : 1	11 : 5	6 : 12	4 : 4	03:49 : 03:49	0 : 0	0 : 0
2	1 : 1	12 : 6	7 : 13	6 : 4	03:01 : 06:00	0 : 0	0 : 0
3	1 : 0	7 : 3	4 : 7	2 : 0	00:49 : 00:09	1 : 0	0 : 0
Total	3 : 2	30 : 14	17 : 32	12 : 8	07:39 : 09:58	1 : 0	0 : 0

1st Period

Action	Time	ET/Res	Team	Type	No.	Name	(G)	Name of Assistant(s) / Action Description
GK	00:00		CZE		1	SVEJDOVA V	-	Goalkeeper in
GK	00:00		DEN		72	REPSTOCK-ROMME C	-	Goalkeeper in
Goal	05:48	0 : 1	CZE	EQ	2	TEJRALOVA A	(1)	10 KRIZOVA D On Ice DEN 72 4 8 11 14 15 CZE 1 2 10 18 27 28
Goal	09:14	1 : 1	DEN	EQ	63	JAKOBSEN J	(2)	On Ice DEN 72 4 8 11 63 87 CZE 1 2 10 17 18 28
Penalty	09:55	11:55	DEN	2 min.	19	ASPERUP J	-	Interference
Penalty	11:44	13:44	CZE	2 min.	16	MRAZOVA K	-	Interference
Penalty	14:38	16:38	CZE	2 min.	-	Team penalty	-	Too Many Players / Served by: 25 PATKOVA K
Penalty	17:53	19:53	DEN	2 min.	18	PETERS M	-	Hooking

2nd Period

Action	Time	ET/Res	Team	Type	No.	Name	(G)	Name of Assistant(s) / Action Description
Goal	23:01	1 : 2	CZE	EQ	16	MRAZOVA K	(1)	27 RADOVA T On Ice DEN 72 13 17 19 23 89 21 VANISOVA T CZE 1 2 16 19 21 27
Goal	24:28	2 : 2	DEN	EQ	21	WEIS M	(1)	On Ice DEN 72 11 14 15 21 27 CZE 1 5 7 15 23 24
Penalty	25:50	27:50	DEN	2 min.	4	GLUD S	-	Tripping
Penalty	31:02	33:02	DEN	2 min.	89	FRANDBSEN M	-	Illegal Hit
Penalty	33:36	35:36	DEN	2 min.	11	ANDERSEN A	-	Hooking
Penalty	36:55	38:55	CZE	2 min.	5	KOLOWRATOVA SA	-	Tripping
Penalty	38:59	40:49	CZE	2 min.	27	RADOVA T	-	Delaying the Game

3rd Period

Action	Time	ET/Res	Team	Type	No.	Name	(G)	Name of Assistant(s) / Action Description
Goal	40:49	3 : 2	DEN	PP1	4	GLUD S	(1)	63 JAKOBSEN J On Ice DEN 72 4 8 14 21 63 * 14 JENSEN N CZE 1 4 14 19 21
GK	40:49		CZE		29	PESLAROVA K	-	Goalkeeper in
GK	58:40		CZE				-	1 SVEJDOVA V - Goalkeeper out 29 PESLAROVA K - Goalkeeper out
Time-out	59:15		CZE					
Penalty	59:51	60:00	DEN	2 min.	-	Team penalty	-	Too Many Players / Served by: 4 GLUD S
GK	60:00		DEN				-	72 REPSTOCK-ROMME C - Goalkeeper out

Goalkeeper Records
Team : DEN - Denmark

No.	Name	SOG	SVS	MIP
72	REPSTOCK-ROMME Cassandra	32	30	60:00
30	JENSEN Lisa			

Team : CZE - Czech Republic

No.	Name	SOG	SVS	MIP
1	SVEJDOVA Viktorie	14	11	40:49
29	PESLAROVA Klara	3	3	17:51

Game Statistics
Team : DEN (White)



Head Coach : ELANDER Peter													Shots on Goal				Time on Ice						
No.	Pos.	Name	G	A	P	PIM	FO+	FO-	FO+/-	FO%	1	2	3	OT	TS	+/-	1	2	3	OT	TOT	SHF	AVG
4	F	GLUD Silke	1	0	1	2	0	0	0	0.00	0	1	1	2	0	0	5:02	6:16	6:04	17:22	24	0:43	
8	F	PERSSON Josefine	0	0	0	0	0	0	0	0.00	0	2	0	2	0	0	7:23	7:27	8:22	23:12	32	0:43	
19	D	ASPERUP Josephine	0	0	0	2	0	0	0	0.00	0	1	1	2	-1	0	5:54	6:03	7:07	19:04	30	0:38	
63	F	JAKOBSEN Josefine +C	1	1	2	0	7	9	-2	43.75	2	1	0	3	+1	0	8:36	8:14	9:37	26:27	34	0:46	
89	D	FRANSEN Malene +A	0	0	0	2	0	0	0	0.00	0	0	0	0	-1	0	6:16	5:55	6:35	18:46	29	0:38	
2	D	MELBERG Kristine	0	0	0	0	0	0	0	0.00	0	0	1	1	0	0	4:37	6:57	5:25	16:59	27	0:37	
14	F	JENSEN Nicoline	0	1	1	0	4	7	-3	36.36	1	0	0	1	0	0	8:28	7:09	7:16	22:53	36	0:38	
21	F	WEIS Michelle	1	0	1	0	3	4	-1	42.86	1	1	0	2	+1	0	7:24	7:25	8:17	23:06	35	0:39	
50	F	BAU Mia	0	0	0	0	0	0	0	0.00	0	0	0	0	0	0	3:19	1:47	6:14	11:20	17	0:40	
87	D	JACQUET Simone +A	0	0	0	0	0	0	0	0.00	0	0	0	0	+1	0	6:14	6:36	5:24	18:14	26	0:42	
11	D	ANDERSEN Amalie	0	0	0	2	0	0	0	0.00	0	0	0	0	+1	0	4:55	5:36	6:29	17:00	27	0:37	
15	D	REFSGAARD Amanda	0	0	0	0	0	0	0	0.00	0	0	0	0	0	0	5:45	5:06	6:43	17:34	26	0:40	
18	F	PETERS Maria	0	0	0	2	0	0	0	0.00	0	0	0	0	0	0	2:24	1:40	0:00	4:04	7	0:34	
27	F	FRIIS-HANSEN Lilli	0	0	0	0	0	0	0	0.00	0	0	1	1	+1	0	2:26	2:07	4:27	9:00	17	0:31	
80	F	OSTERGAARD Julie	0	0	0	0	6	7	-1	46.15	0	1	0	1	0	0	6:57	6:09	5:16	18:22	28	0:39	
13	F	BRIX Michele	0	0	0	0	0	1	-1	0.00	0	0	0	0	-1	0	4:30	3:00	0:36	8:06	13	0:37	
17	F	SKRIVER Sofia	0	0	0	0	0	0	0	0.00	0	0	0	0	-1	0	0:52	1:00	0:00	1:52	4	0:28	
22	D	SKOTT Sofie	0	0	0	0	0	0	0	0.00	0	0	0	0	0	0	0:00	0:00	0:00	0:00	0	0:00	
23	F	OKSBJERG Julie	0	0	0	0	0	0	0	0.00	1	0	0	1	-1	0	2:50	3:14	5:31	11:35	19	0:36	
68	F	RUSSELL Emma	0	0	0	0	0	0	0	0.00	1	0	0	1	0	0	1:25	1:23	0:00	2:48	5	0:33	
30	GK	JENSEN Lisa	0	0	0	0					0	0	0	0									
72	GK	REPSTOCK-ROMME Cassandra	0	0	0	0					0	0	0	0									
Total			3	2	5	10	20	28	-8	41.67	6	7	4	17									

Team : CZE (Red)

Head Coach : PACINA Tomas													Shots on Goal				Time on Ice						
No.	Pos.	Name	G	A	P	PIM	FO+	FO-	FO+/-	FO%	1	2	3	OT	TS	+/-	1	2	3	OT	TOT	SHF	AVG
4	D	PEJSOVA Daniela	0	0	0	0	0	0	0	0.00	1	0	0	1	0	0	7:11	7:11	7:33	21:55	26	0:50	
14	D	LASKOVA Dominika	0	0	0	0	0	0	0	0.00	0	0	2	2	0	0	7:47	3:20	8:32	19:39	24	0:49	
16	F	MRAZOVA Katerina +A	1	0	1	2	10	5	5	66.67	2	2	0	4	+1	0	6:20	4:58	7:55	19:13	25	0:46	
19	F	MLYNKOVA Natalie	0	0	0	0	0	0	0	0.00	0	0	1	1	+1	0	7:16	6:46	8:23	22:25	30	0:44	
21	F	VANISOVA Tereza	0	1	1	0	2	0	2	100.00	1	1	0	2	+1	0	7:20	6:19	8:59	22:38	29	0:46	
5	D	KOLOWRATOVA Samantha Ahn +A	0	0	0	2	0	0	0	0.00	1	0	0	1	-1	0	5:02	3:56	4:19	13:17	21	0:37	
10	F	KRIZOVA Denisa	0	1	1	0	0	0	0	0.00	0	0	0	0	0	0	3:43	5:55	4:33	14:11	20	0:42	
18	F	PEJZLOVA Michaela	0	0	0	0	3	4	-1	42.86	1	1	0	2	0	0	3:02	3:53	4:45	11:40	16	0:43	
24	D	CAJANOVA Sara	0	0	0	0	0	0	0	0.00	0	0	0	0	-1	0	4:33	6:31	4:25	15:29	21	0:44	
28	F	NEUBAUEROVA Noemi	0	0	0	0	2	1	1	66.67	0	0	0	0	0	0	3:56	3:21	3:10	10:27	16	0:39	
2	D	TEJRALOVA Aneta	1	0	1	0	0	0	0	0.00	2	4	1	7	+1	0	6:12	7:30	7:57	21:39	30	0:43	
9	F	MILLS Alena +C	0	0	0	0	6	6	0	50.00	0	1	1	2	0	0	4:53	6:04	4:59	15:56	23	0:41	
12	F	HYMLAROVA Klara	0	0	0	0	1	1	0	50.00	2	0	0	2	0	0	5:30	4:41	4:18	14:29	21	0:41	
17	D	HORALKOVA Pavlina	0	0	0	0	0	0	0	0.00	0	1	1	2	-1	0	6:28	5:49	6:58	19:15	28	0:41	
26	F	PRIBYLOVA Vendula	0	0	0	0	0	1	-1	0.00	0	1	1	2	0	0	5:21	4:43	3:52	13:56	21	0:39	
7	F	SERDAR Lenka	0	0	0	0	4	2	2	66.67	1	0	0	1	-1	0	3:45	3:00	1:35	8:20	13	0:38	
15	F	LEDLOVA Aneta	0	0	0	0	0	0	0	0.00	1	2	0	3	-1	0	2:18	2:56	4:05	9:19	11	0:50	
23	F	BUKOLSKA Katerina	0	0	0	0	0	0	0	0.00	0	0	0	0	-1	0	2:43	3:45	2:03	8:31	10	0:51	
25	F	PATKOVA Kristyna	0	0	0	0	0	0	0	0.00	0	0	0	0	0	0	0:05	2:12	2:12	4:29	6	0:44	
27	D	RADOVA Tereza	0	1	1	2	0	0	0	0.00	0	0	0	0	+2	0	2:47	3:55	0:00	6:42	7	0:57	
1	GK	SVEJDOVA Viktorie	0	0	0	0					0	0	0	0									
29	GK	PESLAROVA Klara	0	0	0	0					0	0	0	0									
Total			2	3	5	6	28	20	8	58.33	12	13	7	32									



Group B

R	Team	GP	W	OTW	OTL	L	GDF	GF : GA	PTS
1	JPN	3	2	0	1	0	+5	10 : 5	7
2	CZE	3	2	0	0	1	+3	8 : 5	6
3	CHN	3	1	1	0	1	+1	6 : 5	5
4	DEN	3	1	0	0	2	-5	6 : 11	3
5	SWE	2	0	0	0	2	-4	2 : 6	0


	CHN	CZE	DEN	JPN	SWE
CHN	*****	1:3	3:1	2:1	MON 07 FEB 21:10
CZE	3:1	*****	2:3	TUE 08 FEB 16:40	3:1
DEN	1:3	3:2	*****	2:6	TUE 08 FEB 21:10
JPN	1:2	TUE 08 FEB 16:40	6:2	*****	3:1
SWE	MON 07 FEB 21:10	1:3	TUE 08 FEB 21:10	1:3	*****

Legend:

(G) Goals in tournament	*	Does not count for Plus/minus	+/- Plus/minus net	+A Assistant Captain
+C Captain	A	Assists	AVG Average time on ice / shift	D Defender
EQ Equal strength	ET/Res	Penalty end time/Result of game	F Forward	FO% Face-offs won as percentage
FO+ Face-offs won	FO-	Face-offs lost	FO+/- Face-offs net	G Goals
GA Goals against	GDF	Goal difference	GF Goals for	GK Goalkeeper
GP Games played	L	Losses	MIP Minutes in play (GK)	No. Jersey number
OT Overtime	OTL	Overtime losses	OTW Overtime wins	P Points
PIM Penalties in minutes	Pos.	Position	PP1 Power play - 1 player	PPG Power play goals
PTS Points	R	Rank	SHF Number of shifts	SHG Shorthanded goals
SOG Shots on goal	SVS	Saves	TOT Total	TPP Time on power play
TS Total shots	W	Wins		



Wukesong Sports Centre
 五棵松体育中心
 Centre sportif de Wukesong
MON 7 FEB 2022
 Start Time 16:40



Ice Hockey
 冰球 / Hockey sur glace
Women
 女子 / Femmes
Preliminary round - Group B, Game 14
 小组赛轮次 - B组, 比赛 14 / Tour préliminaire - Groupe B, Match 14

Shots by CZE
 Goals (0): 1
 SSP (-): 5
 SSG (+): 12
 SPG (-): 2

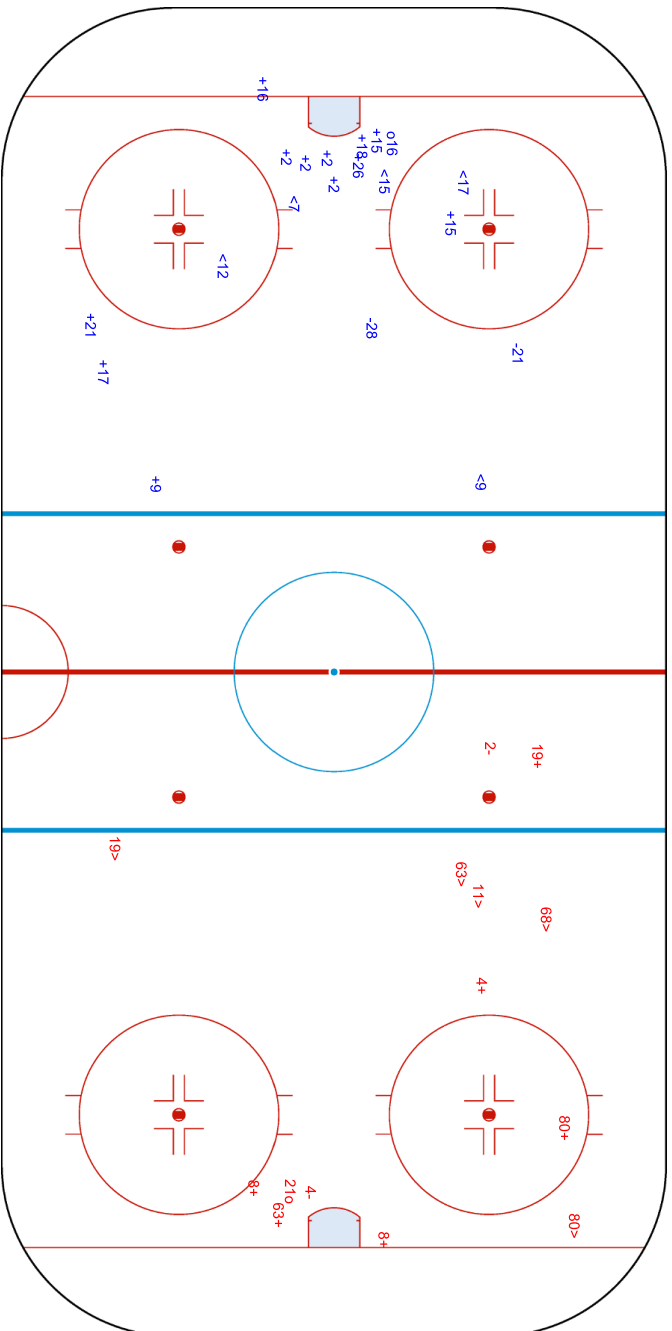
Shots by DEN
 Goals (0): 1
 SSP (-): 5
 SSG (+): 6
 SPG (-): 2

GK 72 of DEN

016

GK 1 of CZE

021





Wukesong Sports Centre
 五棵松体育中心
 Centre sportif de Wukesong
MON 7 FEB 2022
 Start Time 16:40



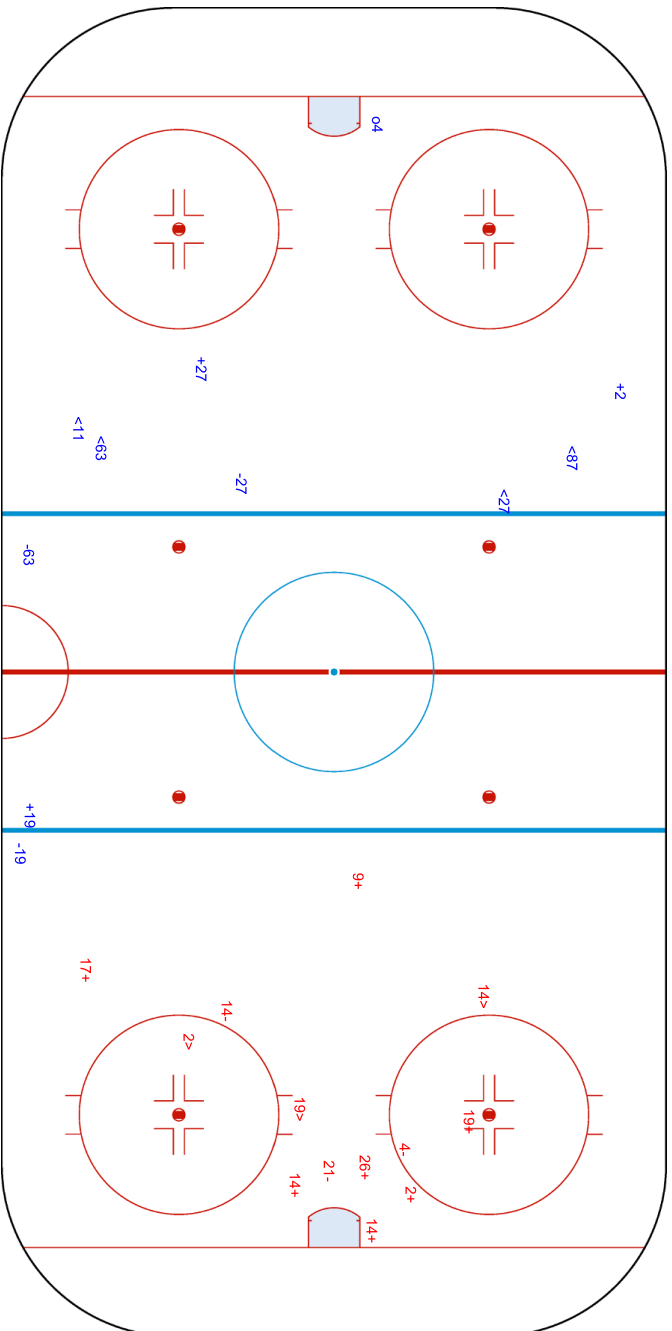
Ice Hockey
 冰球 / Hockey sur glace
Women
 女子 / Femmes
Preliminary round - Group B, Game 14
 小组赛轮次 - B组, 比赛 14 / Tour préliminaire - Groupe B, Match 14

Shots by DEN
 Goals (0): 1
 SSP (-): 4
 SSG (+): 3
 SPG (-): 3

Shots by CZE
 Goals (0): 0
 SSP (-): 3
 SSG (+): 7
 SPG (-): 3

GK 1 of CZE

GK 72 of DEN



Legend:	Goalkeeper	SPG	Shots past goal	SSG	Shots saved by goalkeeper	SSP	Shots saved by player
GK							



Face-off Chart

争球表 / Statistiques des mises en jeu

DEN - CZE

1st PERIOD

	DEN		CZE		Neutral zone		DEN		CZE		Total wins all zones				
	Def. zone	Att. zone	Def. zone	Att. zone	Def. zone	Att. zone	Att. zone	Def. zone	Att. zone	Def. zone					
	+ 14	- 16	- 63	+ 9	+ 14	- 9					<table border="1"> <thead> <tr> <th>DEN</th> <th>CZE</th> </tr> </thead> <tbody> <tr> <td>7 / 50%</td> <td>7 / 50%</td> </tr> </tbody> </table>	DEN	CZE	7 / 50%	7 / 50%
DEN	CZE														
7 / 50%	7 / 50%														
	+ 63	- 12	- 14	+ 7	+ 63	- 18									
	- 80	+ 16	- 80	+ 7	- 63	+ 9									
	+ 80	- 7	+ 21	- 26	- 21	+ 28									
	- 63	+ 18			+ 21	- 28									
Total wins / period	3 / 60%	2 / 40%	1 / 25%	3 / 75%	3 / 60%	2 / 40%									

2nd PERIOD

	DEN		CZE		Neutral zone		DEN		CZE		Total wins all zones				
	Def. zone	Att. zone	Def. zone	Att. zone	Def. zone	Att. zone	Att. zone	Def. zone	Att. zone	Def. zone					
	- 14	+ 7	- 63	+ 7	+ 80	- 9					<table border="1"> <thead> <tr> <th>DEN</th> <th>CZE</th> </tr> </thead> <tbody> <tr> <td>6 / 32%</td> <td>13 / 68%</td> </tr> </tbody> </table>	DEN	CZE	6 / 32%	13 / 68%
DEN	CZE														
6 / 32%	13 / 68%														
	- 14	+ 16	- 63	+ 18	- 80	+ 16									
	+ 14	- 18	+ 80	- 9	- 80	+ 16									
	+ 80	- 9	+ 63	- 9	- 13	+ 16									
	- 14	+ 12			+ 21	- 16									
	- 14	+ 16			- 80	+ 9									
	- 63	+ 16			- 21	+ 21									
					- 21	+ 28									
Total wins / period	2 / 29%	5 / 71%	2 / 50%	2 / 50%	2 / 25%	6 / 75%									

3rd PERIOD

	DEN		CZE		Neutral zone		DEN		CZE		Total wins all zones				
	Def. zone	Att. zone	Def. zone	Att. zone	Def. zone	Att. zone	Att. zone	Def. zone	Att. zone	Def. zone					
	- 80	+ 16	- 21	+ 21	- 63	+ 9					<table border="1"> <thead> <tr> <th>DEN</th> <th>CZE</th> </tr> </thead> <tbody> <tr> <td>7 / 47%</td> <td>8 / 53%</td> </tr> </tbody> </table>	DEN	CZE	7 / 47%	8 / 53%
DEN	CZE														
7 / 47%	8 / 53%														
	+ 80	- 18	- 80	+ 18	- 14	+ 9									
	- 63	+ 16	+ 63	- 16	- 14	+ 9									
	+ 63	- 18													
	+ 14	- 9													
	+ 80	- 7													
	+ 63	- 16													
	+ 63	- 16													
	- 63	+ 16													
Total wins / period	6 / 67%	3 / 33%	1 / 33%	2 / 67%	0 / 0%	3 / 100%									

TOTAL

	DEN		CZE		Neutral zone		DEN		CZE		Total wins all zones				
	Def. zone	Att. zone	Def. zone	Att. zone	Def. zone	Att. zone	Att. zone	Def. zone	Att. zone	Def. zone					
Total wins / game	11 / 52%	10 / 48%	4 / 36%	7 / 64%	5 / 31%	11 / 69%					<table border="1"> <thead> <tr> <th>DEN</th> <th>CZE</th> </tr> </thead> <tbody> <tr> <td>20 / 42%</td> <td>28 / 58%</td> </tr> </tbody> </table>	DEN	CZE	20 / 42%	28 / 58%
DEN	CZE														
20 / 42%	28 / 58%														



HEAD TO HEAD

		CZE							Tot.	wins DEN	Dz	Nz	Az	
No.		7	9	12	16	18	21	26						28
DEN	13				0 - 1					1	0 0%			0 0%
	14	0 - 2	2 - 2	0 - 1	1 - 2	1 - 0				11	4 36%	3 43%	0 0%	1 33%
	21				1 - 0		0 - 2	1 - 0	1 - 2	7	3 43%		1 50%	2 40%
	63	0 - 1	1 - 3	1 - 0	3 - 3	2 - 2				16	7 44%	4 50%	2 40%	1 33%
	80	2 - 1	3 - 1		0 - 4	1 - 1				13	6 46%	4 67%	1 33%	1 25%
	Tot.	6	12	2	15	7	2	1	3	48	20 42%	11 52%	4 36%	5 31%
wins CZE	4 67%	6 50%	1 50%	10 67%	3 43%	2 100%	0 0%	2 67%	28 58%					
Dz		5 71%		3 75%	0 0%	1 100%		2 67%	11 69%					
Nz	3 100%	1 33%		0 0%	2 100%	1 100%	0 0%		7 64%					
Az	1 33%	0 0%	1 50%	7 70%	1 25%				10 48%					

Legend:

Az Attacking zone **Dz** Defending zone **No.** Jersey number **Nz** Neutral zone **Tot.** Total face-offs played



Line-Ups

阵容 / Composition des équipes

CHN - SWE

Referees

10 NURMI Anniina (FIN) , 4 WIEGAND Anna (SUI)

Linespersons

64 HEIKKINEN Jenni (FIN) , 27 KAINBERGER Julia (AUT)

Goalkeepers

Team: CHN

No.	Name
33	ZHOU Jiaying
88	CHEN Tiya

Team Line-ups

Team: CHN (Red)

No.	Pos.	Name
5	D	HUANG Hui'er
49	D	WANG Yuting +A
8	F	LIN Qiqi +A
34	F	MI Le
91	F	LIN Ni
<hr/>		
2	D	YU Baiwei +C
93	D	LIU Zhixin
15	F	HU Baozhen
23	F	FANG Xin
44	F	LI Beika
<hr/>		
28	D	FEI Anna
97	D	ZHAO Qinan
17	F	KANG Mulan
19	F	LIN Jiaxin
51	F	ZHANG Xifang
<hr/>		
66	D	LI Qianhua
10	F	HE Xin
26	F	GUAN Yingying
98	F	ZHU Rui

Head Coach: IDALSKI Brian

NOT DRESSED:

7 F ZHANG Mengying

24 GK WANG Yuqing

Team: SWE

No.	Name
30	SODERBERG Emma
35	BOMAN Ida

Team: SWE (Yellow)

No.	Pos.	Name
12	D	NYLEN-PERSSON Maja +A
20	D	BERGSTROM Paula
11	F	BOUVENG Josefin
25	F	LJUNGBLOM Lina
28	F	LOWENHIELM Michelle +C
<hr/>		
3	D	KJELLBIN Anna +A
10	D	WAXIN Mina
13	F	MUREN Emma
16	F	JOHANSSON Linnea
29	F	CARLSSON Olivia
<hr/>		
5	D	FALLMAN Johanna
9	D	ADOLFSSON Jessica
17	F	LUNDIN Sofie
24	F	WIKNER-ZIENKIEWICZ Felizia
27	F	NORDIN Emma
<hr/>		
4	D	ANDERSSON Linnea
8	D	BERGLUND Ebba
15	F	JOHANSSON Lisa
19	F	HJALMARSSON Sara
22	F	PETERSON Linn

Head Coach: LUNDBERG Ulf

NOT DRESSED:

1 GK AKER Agnes

Legend:

+A Assistant Captain

No. Jersey number

+C

Pos.

Captain

Position

D

Defender

F

Forward



Graphical Line-ups
阵容图 / Alignments

CHN - SWE

Referees

10 NURMI Anniina (FIN) , 4 WIEGAND Anna (SUI)

Linespersons

64 HEIKKINEN Jenni (FIN) , 27 KAINBERGER Julia (AUT)

Team: CHN - China (Red)

Head Coach: IDALSKI Brian

S1 33 ZHOU Jiaying		
88 CHEN Tiya		
S3 49 WANG Yuting +A	S2 5 HUANG Huier	
S4 8 LIN Qiqi +A	S5 34 MI Le	S6 91 LIN Ni
93 LIU Zhixin		2 YU Baiwei +C
23 FANG Xin	44 LI Beika	15 HU Baozhen
97 ZHAO Qinan		28 FEI Anna
51 ZHANG Xifang	19 LIN Jiaxin	17 KANG Mulan
66 LI Qianhua		
10 HE Xin	98 ZHU Rui	26 GUAN Yingying

Team: SWE - Sweden (Yellow)

Head Coach: LUNDBERG Ulf

S1 30 SODERBERG Emma		
35 BOMAN Ida		
20 BERGSTROM Paula		12 NYLEN-PERSSON Maja +A
11 BOUVENG Josefin	28 LOWENHJELM Michelle +C	25 LJUNGBLOM Lina
10 WAXIN Mina		3 KJELLBIN Anna +A
S4 13 MUREN Emma	S5 16 JOHANSSON Linnea	S6 29 CARLSSON Olivia
S3 9 ADOLFSSON Jessica	S2 5 FALLMAN Johanna	
17 LUNDIN Sofie	27 NORDIN Emma	24 WIKNER-ZIENKIEWICZ Felizia
8 BERGLUND Ebba		4 ANDERSSON Linnea
15 JOHANSSON Lisa	19 HJALMARSSON Sara	22 PETERSON Linn

Legend:

+A Assistant Captain **+C** Captain **Sn** Starting position



Game Summary
比赛总结 / Résumé du match
CHN - SWE 1 - 2 (1 - 0, 0 - 2, 0 - 0)

Spectators	Referees	Linespersons
588	10 NURMI Anniina (FIN) , 4 WIEGAND Anna (SUI)	64 HEIKKINEN Jenni (FIN) , 27 KAINBERGER Julia (AUT)

Team Statistics

Period	Score	SVS	SOG	PIM	TPP	PPG	SHG
1	1 : 0	9 : 12	13 : 9	0 : 2	02:00 : 00:00	0 : 0	0 : 0
2	0 : 2	13 : 6	6 : 15	0 : 2	02:00 : 00:00	0 : 0	0 : 0
3	0 : 0	9 : 14	14 : 9	2 : 2	00:45 : 00:45	0 : 0	0 : 0
Total	1 : 2	31 : 32	33 : 33	2 : 6	04:45 : 00:45	0 : 0	0 : 0

1st Period

Action	Time	ET/Res	Team	Type	No.	Name	(G)	Name of Assistant(s) / Action Description
GK	00:00		SWE		30	SODERBERG E		- Goalkeeper in
GK	00:00		CHN		33	ZHOU J		- Goalkeeper in
Goal	05:16	1 : 0	CHN	EQ	17	KANG M	(1)	19 LIN J On Ice CHN 33 17 19 49 51 93 SWE 30 3 10 17 24 27
Penalty	17:01	19:01	SWE	2 min.	20	BERGSTROM P		- Tripping

2nd Period

Action	Time	ET/Res	Team	Type	No.	Name	(G)	Name of Assistant(s) / Action Description
Penalty	24:02	26:02	SWE	2 min.	28	LOWENHIELM M		- Tripping
Penalty	25:14		CHN	PS	93	LIU Z		- Tripping
Goal	25:14	1 : 1	SWE	PS	24	WIKNER-ZIENKIEWICZ F	(1)	On Ice CHN 33 SWE 24
Goal	26:39	1 : 2	SWE	EQ	11	BOUVENG J	(1)	12 NYLEN-PERSSON M On Ice CHN 33 8 17 34 49 91 10 WAXIN M SWE 30 10 11 12 25 28

3rd Period

Action	Time	ET/Res	Team	Type	No.	Name	(G)	Name of Assistant(s) / Action Description
Penalty	44:03	46:03	CHN	2 min.	5	HUANG H		- Tripping
Penalty	44:48	46:48	SWE	2 min.	12	NYLEN-PERSSON M		- Holding an opponent
Time-out	53:13		SWE					
GK	57:46		CHN					33 ZHOU J - Goalkeeper out
GK	60:00		SWE					30 SODERBERG E - Goalkeeper out

Goalkeeper Records

Team : CHN - China

No.	Name	SOG	SVS	MIP
33	ZHOU Jiaying	33	31	57:46
88	CHEN Tiya			

Team : SWE - Sweden

No.	Name	SOG	SVS	MIP
30	SODERBERG Emma	33	32	60:00
35	BOMAN Ida			

Game Statistics

Team : CHN (Red)

Head Coach : IDALSKI Brian										Shots on Goal				Time on Ice									
No.	Pos.	Name	G	A	P	PIM	FO+	FO-	FO+/-	FO%	1	2	3	OT	TS	+/-	1	2	3	OT	TOT	SHF	AVG
5	D	HUANG Huier	0	0	0	2	0	0	0	0.00	1	1	0		2	0	6:22	7:53	7:08		21:23	28	0:45
8	F	LIN Qiqi +A	0	0	0	0	0	0	0	0.00	1	0	2		3	-1	9:18	8:13	8:13		25:44	30	0:51
34	F	MI Le	0	0	0	0	13	6	7	68.42	1	1	1		3	-1	7:20	7:54	8:24		23:38	25	0:56
49	D	WANG Yuting +A	0	0	0	0	0	0	0	0.00	2	0	2		4	0	9:23	9:34	12:28		31:25	34	0:55
91	F	LIN Ni	0	0	0	0	1	1	0	50.00	1	0	1		2	-1	7:09	8:02	8:24		23:35	27	0:52
2	D	YU Baiwei +C	0	0	0	0	0	0	0	0.00	1	0	0		1	0	7:02	6:02	7:42		20:46	24	0:51
15	F	HU Baozhen	0	0	0	0	0	0	0	0.00	0	0	1		1	0	6:39	5:51	6:11		18:41	29	0:38
23	F	FANG Xin	0	0	0	0	0	0	0	0.00	0	1	0		1	0	4:30	2:43	0:45		7:58	16	0:29
44	F	LI Beika	0	0	0	0	4	6	-2	40.00	0	1	1		2	0	6:42	5:13	5:39		17:34	25	0:42
93	D	LIU Zhixin	0	0	0	0	0	0	0	0.00	1	0	1		2	+1	8:49	5:11	6:40		20:40	22	0:56



Head Coach : IDALSKI Brian		Shots on Goal										Time on Ice											
No.	Pos.	Name	G	A	P	PIM	FO+	FO-	FO+/-	FO%	1	2	3	OT	TS	+/-	1	2	3	OT	TOT	SHF	AVG
17	F	KANG Mulan	1	0	1	0	0	1	-1	0.00	1	1	1		3	0	6:54	7:09	6:27		20:30	21	0:58
19	F	LIN Jiaxin	0	1	1	0	5	7	-2	41.67	2	1	0		3	+1	5:45	5:28	5:48		17:01	21	0:48
28	D	FEI Anna	0	0	0	0	0	0	0	0.00	0	0	0		0	0	3:21	4:05	1:39		9:05	10	0:54
51	F	ZHANG Xifang	0	0	0	0	0	0	0	0.00	2	0	1		3	+1	5:48	5:24	7:43		18:55	21	0:54
97	D	ZHAO Qinan	0	0	0	0	0	0	0	0.00	0	0	0		0	0	3:48	4:08	1:35		9:31	11	0:51
10	F	HE Xin	0	0	0	0	0	0	0	0.00	0	0	0		0	0	0:00	1:26	0:00		1:26	1	1:26
26	F	GUAN Yingying	0	0	0	0	0	0	0	0.00	0	0	0		0	0	0:00	1:32	0:00		1:32	1	1:32
66	D	LI Qianhua	0	0	0	0	0	0	0	0.00	0	0	0		0	0	0:00	0:00	0:00		0:00	0	0:00
98	F	ZHU Rui	0	0	0	0	1	1	0	50.00	0	0	3		3	0	0:00	3:02	4:37		7:39	10	0:45
33	GK	ZHOU Jiaying	0	0	0	0					0	0	0		0								
88	GK	CHEN Tiya	0	0	0	0					0	0	0		0								
Total			1	1	2	2	24	22	2	52.17	13	6	14		33								

Team : SWE (Yellow)

Head Coach : LUNDBERG Ulf		Shots on Goal										Time on Ice											
No.	Pos.	Name	G	A	P	PIM	FO+	FO-	FO+/-	FO%	1	2	3	OT	TS	+/-	1	2	3	OT	TOT	SHF	AVG
11	F	BOUVENG Josefin	1	0	1	0	0	0	0	0.00	0	1	1		2	+1	4:22	4:08	4:32		13:02	22	0:35
12	D	NYLEN-PERSSON Maja +A	0	1	1	2	0	0	0	0.00	0	0	1		1	+1	6:33	6:11	6:24		19:08	30	0:38
20	D	BERGSTROM Paula	0	0	0	2	0	0	0	0.00	0	0	0		0	0	4:16	5:47	0:00		10:03	19	0:31
25	F	LJUNGBLOM Lina	0	0	0	0	1	0	1	100.00	0	1	1		2	+1	4:50	4:36	4:58		14:24	26	0:33
28	F	LOWENHIELM Michelle +C	0	0	0	2	6	8	-2	42.86	0	0	1		1	+1	4:48	4:39	5:12		14:39	23	0:38
3	D	KJELLBIN Anna +A	0	0	0	0	0	0	0	0.00	0	0	0		0	-1	6:05	6:19	7:39		20:03	30	0:40
10	D	WAXIN Mina	0	1	1	0	0	0	0	0.00	0	0	0		0	0	6:35	7:36	7:49		22:00	32	0:41
13	F	MUREN Emma	0	0	0	0	1	2	-1	33.33	1	0	0		1	0	5:16	6:04	4:54		16:14	23	0:42
16	F	JOHANSSON Linnea	0	0	0	0	3	7	-4	30.00	1	1	1		3	0	3:40	4:42	3:58		12:20	16	0:46
29	F	CARLSSON Olivia	0	0	0	0	0	0	0	0.00	0	2	1		3	0	6:14	5:40	4:47		16:41	22	0:45
5	D	FALLMAN Johanna	0	0	0	0	0	0	0	0.00	0	0	0		0	0	7:28	5:34	6:46		19:48	31	0:38
9	D	ADOLFSSON Jessica	0	0	0	0	0	0	0	0.00	1	0	1		2	0	7:30	7:22	5:39		20:31	30	0:41
17	F	LUNDIN Sofie	0	0	0	0	0	0	0	0.00	0	1	0		1	-1	4:55	4:16	6:34		15:45	20	0:47
24	F	WIKNER-ZIENKIEWICZ Felizia	1	0	1	0	0	0	0	0.00	2	1	0		3	-1	4:04	4:44	6:34		15:22	20	0:46
27	F	NORDIN Emma	0	0	0	0	5	4	1	55.56	2	2	1		5	-1	4:40	4:46	5:58		15:24	20	0:46
4	D	ANDERSSON Linnea	0	0	0	0	0	0	0	0.00	0	0	0		0	0	0:00	0:00	0:00		0:00	0	0:00
8	D	BERGLUND Ebba	0	0	0	0	0	0	0	0.00	0	0	0		0	0	0:53	1:06	5:20		7:19	12	0:36
15	F	JOHANSSON Lisa	0	0	0	0	0	0	0	0.00	1	0	1		2	0	5:09	4:41	3:30		13:20	20	0:40
19	F	HJALMARSSON Sara	0	0	0	0	6	3	3	66.67	0	4	0		4	0	5:19	4:28	4:48		14:35	21	0:41
22	F	PETERSON Linn	0	0	0	0	0	0	0	0.00	1	2	0		3	0	4:45	4:52	2:30		12:07	19	0:38
30	GK	SODERBERG Emma	0	0	0	0					0	0	0		0								
35	GK	BOMAN Ida	0	0	0	0					0	0	0		0								
Total			2	2	4	6	22	24	-2	47.83	9	15	9		33								

Group B

R	Team	GP	W	OTW	OTL	L	GDF	GF : GA	PTS
1	JPN	3	2	0	1	0	+5	10 : 5	7
2	CZE	3	2	0	0	1	+3	8 : 5	6
3	CHN	4	1	1	0	2	0	7 : 7	5
4	SWE	3	1	0	0	2	-3	4 : 7	3
5	DEN	3	1	0	0	2	-5	6 : 11	3

	CHN	CZE	DEN	JPN	SWE
CHN	*****	1:3	3:1	2:1	1:2
CZE	3:1	*****	2:3	TUE 08 FEB 16:40	3:1
DEN	1:3	3:2	*****	2:6	TUE 08 FEB 21:10
JPN	1:2	TUE 08 FEB 16:40	6:2	*****	3:1
SWE	2:1	1:3	TUE 08 FEB 21:10	1:3	*****



Legend:

(G) Goals in tournament	+/- Plus/minus net	+A Assistant Captain	+C Captain
A Assists	AVG Average time on ice / shift	D Defender	EQ Equal strength
ET/Res Penalty end time/Result of game	F Forward	FO% Face-offs won as percentage	FO+ Face-offs won
FO- Face-offs lost	FO+/- Face-offs net	G Goals	GA Goals against
GDF Goal difference	GF Goals for	GK Goalkeeper	GP Games played
L Losses	MIP Minutes in play (GK)	No. Jersey number	OT Overtime
OTL Overtime losses	OTW Overtime wins	P Points	PIM Penalties in minutes
Pos. Position	PPG Power play goals	PS Penalty shot	PTS Points
R Rank	SHF Number of shifts	SHG Shorthanded goals	SOG Shots on goal
SVS Saves	TOT Total	TPP Time on power play	TS Total shots
W Wins			



Wukesong Sports Centre
 五棵松体育中心
 Centre sportif de Wukesong
MON 7 FEB 2022
 Start Time 21:10

Ice Hockey
 冰球 / Hockey sur glace

Women
 女子 / Femmes

Preliminary round - Group B, Game 15
 小组赛轮次 - B组, 比赛 15 / Tour préliminaire - Groupe B, Match 15

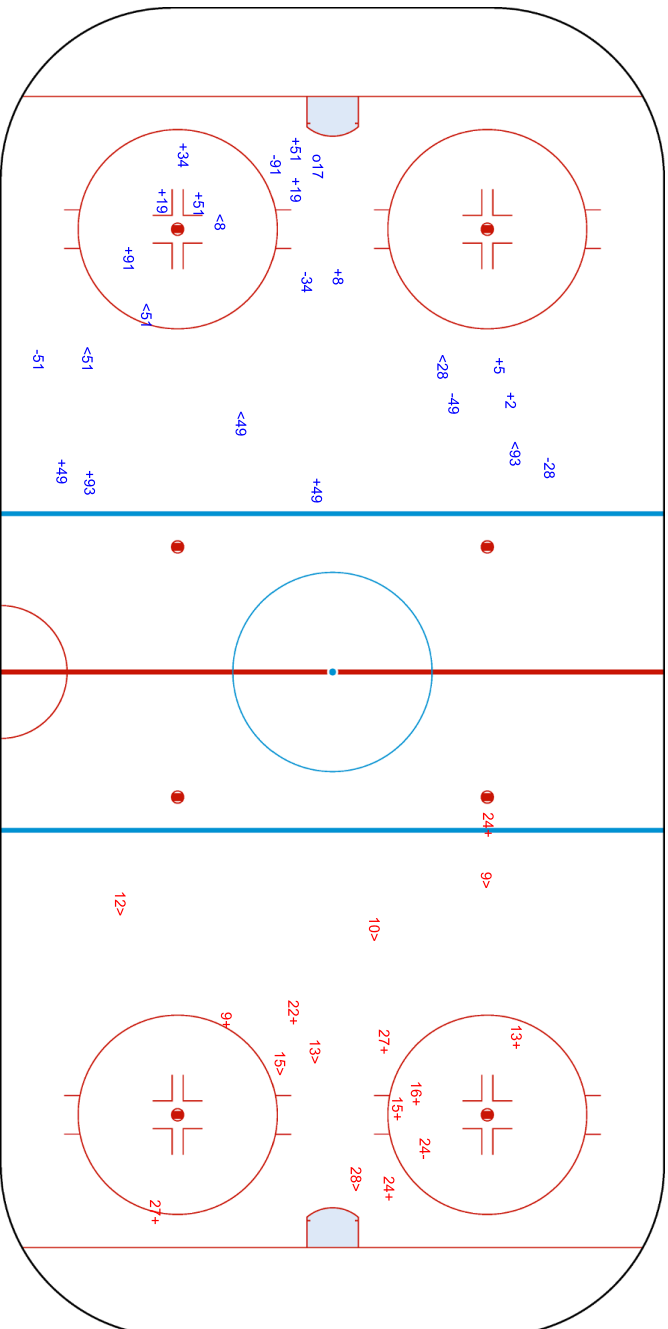
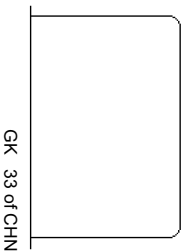
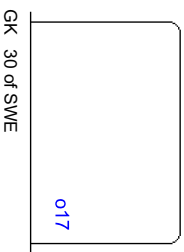


Shot Chart
 射门表 / Analyse des tirs

CHN - SWE

Shots by CHN
 Goals (G): 1
 SSP (-): 6
 SSG (+): 12
 SPG (-): 5

Shots by SWE
 Goals (G): 0
 SSP (-): 6
 SSG (+): 9
 SPG (-): 1





Wukesong Sports Centre
五棵松体育中心
Centre sportif de Wukesong

BEIJING 2022™

MON 7 FEB 2022
Start Time 21:10

Ice Hockey
冰球 / Hockey sur glace

Women
女子 / Femmes

Preliminary round - Group B, Game 15

小组赛轮次 - B组, 比赛 15 / Tour préliminaire - Groupe B, Match 15



Shots by SWE
Goals (0): 2
SSP (-): 5

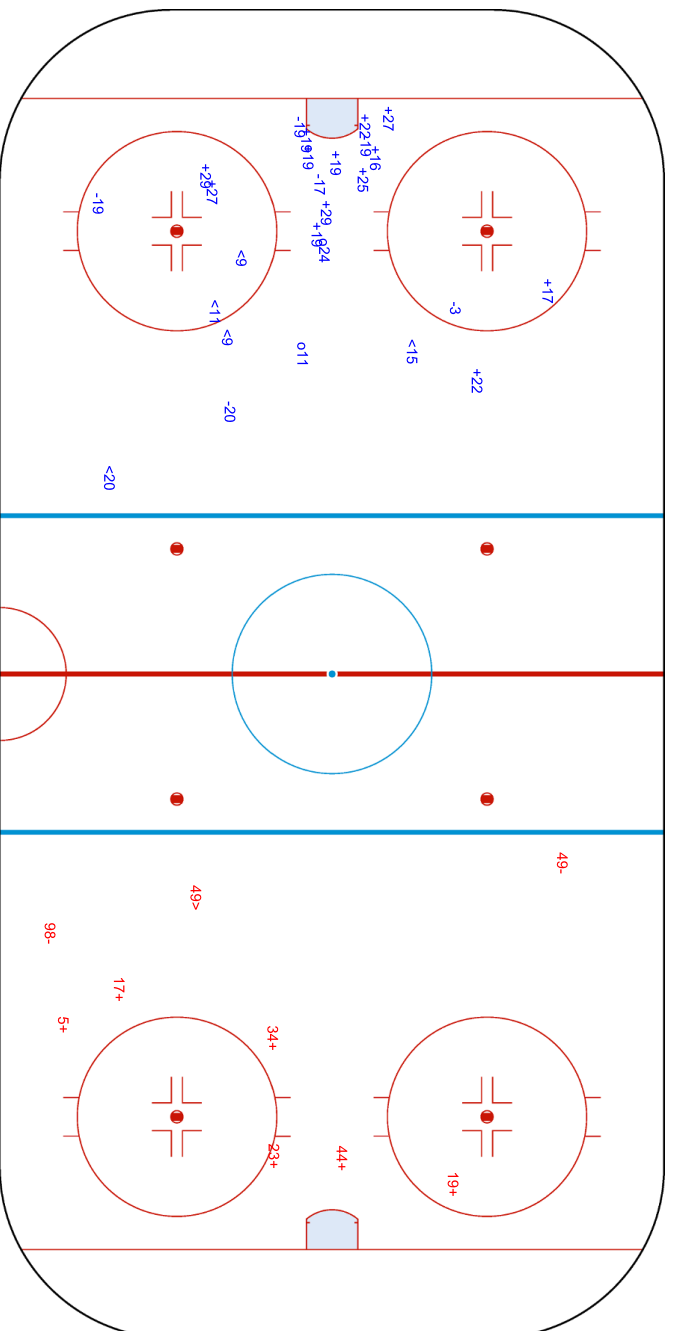
Shots by CHN
Goals (0): 0
SSP (-): 1

SSG (+): 13
SPG (-): 6

SSG (+): 6
SPG (-): 2

GK 33 of CHN

GK 30 of SWE





Wukesong Sports Centre
 五棵松体育中心
 Centre sportif de Wukesong
MON 7 FEB 2022
 Start Time 21:10

Ice Hockey
 冰球 / Hockey sur glace
Women
 女子 / Femmes
Preliminary round - Group B, Game 15
 小组赛轮次 - B组, 比赛 15 / Tour préliminaire - Groupe B, Match 15

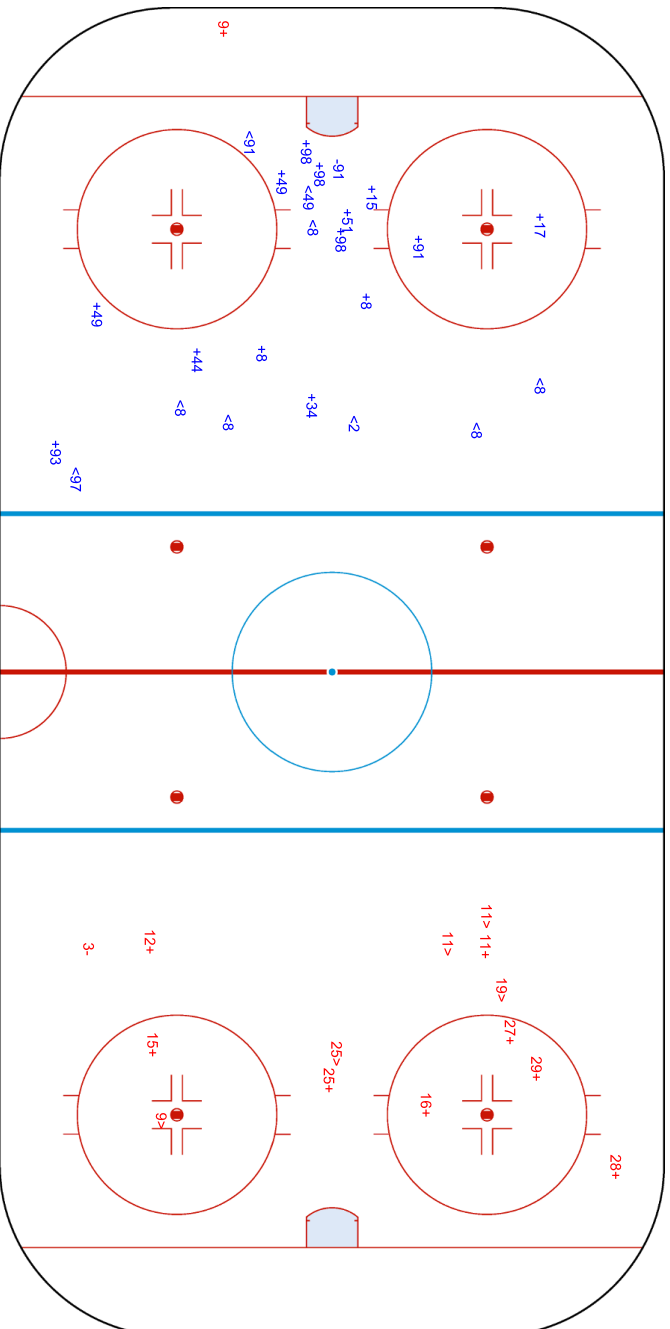


Shots by CHN
 Goals (0): 0
 SSP (-): 9

Shots by SWE
 Goals (0): 0
 SSP (-): 5

SSG (+): 14
 SPG (-): 1

SSG (+): 9
 SPG (-): 1



GK 30 of SWE

GK 33 of CHN

Legend:	GK	Goalkeeper	SPG	Shots past goal	SSG	Shots saved by goalkeeper	SSP	Shots saved by player
---------	----	------------	-----	-----------------	-----	---------------------------	-----	-----------------------





Face-off Chart

争球表 / Statistiques des mises en jeu

CHN - SWE

1st PERIOD

	CHN		SWE		CHN		SWE		CHN		SWE		Total wins all zones	
	Def. zone	Att. zone	Neutral zone	Neutral zone	Att. zone	Def. zone	Att. zone	Def. zone	Att. zone	Def. zone	CHN	SWE		
	- 44	+ 28	+ 34	- 16	+ 34	- 16	+ 34	- 16	+ 34	- 16				
	+ 19	- 16	+ 19	- 28	- 19	+ 27	- 19	+ 27	- 19	+ 27				
	- 19	+ 16	+ 34	- 16	+ 34	- 28	+ 34	- 28	+ 34	- 28				
	- 34	+ 19	+ 44	- 27	+ 19	- 28	+ 19	- 28	- 44	+ 28				
			+ 19	- 27	- 44	+ 28	- 34	+ 27	- 34	+ 27				
			+ 34	- 16	- 91	+ 19	- 91	+ 19	+ 44	- 13				
					+ 34	- 28	+ 34	- 28	+ 34	- 28				
					+ 34	- 28	+ 34	- 28	+ 34	- 28				
Total wins / period	1 / 25%	3 / 75%	6 / 100%	0 / 0%	6 / 60%	4 / 40%	13 / 65%	7 / 35%						

2nd PERIOD

	CHN		SWE		CHN		SWE		CHN		SWE		Total wins all zones	
	Def. zone	Att. zone	Neutral zone	Neutral zone	Att. zone	Def. zone	Att. zone	Def. zone	Att. zone	Def. zone	CHN	SWE		
	+ 34	- 19	+ 34	- 28	+ 91	- 28	+ 34	- 13	+ 91	- 28				
	+ 19	- 19	- 34	+ 13	+ 34	- 13	- 17	+ 27	+ 34	- 13				
	- 19	+ 28	+ 44	- 27	- 17	+ 27	+ 98	- 16	- 17	+ 27				
	+ 44	- 19			+ 98	- 16								
Total wins / period	3 / 75%	1 / 25%	2 / 67%	1 / 33%	3 / 75%	1 / 25%	8 / 73%	3 / 27%						

3rd PERIOD

	CHN		SWE		CHN		SWE		CHN		SWE		Total wins all zones	
	Def. zone	Att. zone	Neutral zone	Neutral zone	Att. zone	Def. zone	Att. zone	Def. zone	Att. zone	Def. zone	CHN	SWE		
	- 44	+ 28	- 44	+ 28	- 19	+ 19	- 44	+ 28	- 19	+ 19				
	- 34	+ 27	+ 34	- 28	- 98	+ 28	- 34	+ 19	- 98	+ 28				
	- 44	+ 25	- 19	+ 19	- 34	+ 19			- 34	+ 19				
	- 19	+ 27												
	- 34	+ 16												
	- 44	+ 16												
	+ 34	- 16												
	- 19	+ 19												
	+ 34	- 27												
Total wins / period	2 / 22%	7 / 78%	1 / 33%	2 / 67%	0 / 0%	3 / 100%	3 / 20%	12 / 80%						

TOTAL

	CHN		SWE		CHN		SWE		CHN		SWE		Total wins all zones	
	Def. zone	Att. zone	Neutral zone	Neutral zone	Att. zone	Def. zone	Att. zone	Def. zone	Att. zone	Def. zone	CHN	SWE		
Total wins / game	6 / 35%	11 / 65%	9 / 75%	3 / 25%	9 / 53%	8 / 47%	24 / 52%	22 / 48%						



HEAD TO HEAD

		SWE										
No.		13	16	19	25	27	28	Tot.	wins CHN	Dz	Nz	Az
CHN	17					0 - 1		1	0 0%			0 0%
	19		1 - 1	1 - 3		1 - 2	2 - 1	12	5 42%	2 33%	2 67%	1 33%
	34	1 - 1	5 - 1	1 - 2		1 - 2	5 - 0	19	13 68%	3 50%	5 83%	5 71%
	44	1 - 0	0 - 1	1 - 0	0 - 1	2 - 0	0 - 4	10	4 40%	1 20%	2 67%	1 50%
	91			0 - 1			1 - 0	2	1 50%			1 50%
	98		1 - 0				0 - 1	2	1 50%			1 50%
Tot.		3	10	9	1	9	14	46	24 52%	6 35%	9 75%	9 53%
wins SWE		1 33%	3 30%	6 67%	1 100%	5 56%	6 43%	22 48%				
Dz		0 0%	0 0%	3 100%		3 100%	2 29%	8 47%				
Nz		1 100%	0 0%	1 100%		0 0%	1 25%	3 25%				
Az			3 60%	2 40%	1 100%	2 67%	3 100%	11 65%				

Legend:

Az Attacking zone **Dz** Defending zone **No.** Jersey number **Nz** Neutral zone **Tot.** Total face-offs played


Line-Ups

阵容 / Composition des équipes

SUI - FIN
Referees

3 LIEFFERS Cianna (CAN) , 22 MANTHA Elizabeth (CAN)

Linespersons

69 HANLEY Kendall (USA) , 61 MOKHOVA Diana (RUS)

Goalkeepers
Team: SUI
No. Name

 20 BRAENDLI Andrea
29 MAURER Saskia

Team Line-ups
Team: SUI (Red)
No. Pos. Name

17	D	CHRISTEN Lara
22	D	LEEMANN Sinja
7	F	STALDER Lara +C
25	F	MULLER Alina +A
88	F	STAENZ Phoebe
16	D	VALLARIO Nicole
23	D	BULLO Nicole
14	F	RASELLI Evelina +A
24	F	RYHNER Noemi
98	F	MOY Keely
9	D	SIGRIST Shannon
18	D	WETLI Stefanie
12	F	RUEDI Lisa
21	F	ENZLER Rahel
26	F	RUEGG Dominique
3	D	FORSTER Sarah
28	D	MARTI Alina
8	F	QUENNEC Kaleigh
15	F	ZIMMERMANN Laura
71	F	LUTZ Lena Marie

Head Coach: MULLER Colin

NOT DRESSED:

39 GK SPIES Caroline

Team: FIN
No. Name

 18 RAISANEN Meeri
36 KEISALA Anni

Team: FIN (White)
No. Pos. Name

6	D	HIIRIKOSKI Jenni +C
88	D	SAVOLAINEN Ronja
16	F	NIEMINEN Petra +A
33	F	KARVINEN Michelle +A
77	F	TAPANI Susanna
8	D	VIITASUO Ella
15	D	TUOMINEN Minnamari
10	F	HOLOPAINEN Elisa
24	F	VAINIKKA Viivi
40	F	TULUS Noora
7	D	RANTALA Sanni
9	D	LAITINEN Nelli
23	F	HAKALA Sanni
34	F	SUNDELIN Sofianna
61	F	NISKANEN Tanja
2	D	KARJALAINEN Sini
12	F	VANHANEN Sanni
27	F	LIIKALA Julia
28	F	NYLUND Jenniina
32	F	VESA Emilia

Head Coach: TOIVOLA Juuso

NOT DRESSED:

1 GK MAKINEN Eveliina

Legend:

+A	Assistant Captain	+C	Captain	D	Defender	F	Forward
No.	Jersey number	Pos.	Position				


Graphical Line-ups

阵容图 / Alignments

SUI - FIN
Referees

3 LIEFFERS Cianna (CAN) , 22 MANTHA Elizabeth (CAN)

Linespersons

69 HANLEY Kendall (USA) , 61 MOKHOVA Diana (RUS)

Team: SUI - Switzerland (Red)

Head Coach: MULLER Colin

S1 20 BRAENDLI Andrea		
29 MAURER Saskia		
S2 17 CHRISTEN Lara	S3 22 LEEMANN Sinja	
88 STAENZ Phoebe	25 MULLER Alina +A	7 STALDER Lara +C
16 VALLARIO Nicole	23 BULLO Nicole	
S5 24 RYHNER Noemi	S4 14 RASELLI Evelina +A	S6 98 MOY Keely
18 WETLI Stefanie	9 SIGRIST Shannon	
21 ENZLER Rahel	12 RUEDI Lisa	26 RUEGG Dominique
3 FORSTER Sarah	8 QUENNEC Kaleigh	
15 ZIMMERMANN Laura	28 MARTI Alina	71 LUTZ Lena Marie

Team: FIN - Finland (White)

Head Coach: TOIVOLA Juuso

S1 36 KEISALA Anni		
18 RAISANEN Meeri		
S2 6 HIIRIKOSKI Jenni +C	S3 88 SAVOLAINEN Ronja	
S5 33 KARVINEN Michelle +A	S6 77 TAPANI Susanna	S4 16 NIEMINEN Petra +A
8 VIITASUO Ella	15 TUOMINEN Minnamari	
24 VAINIKKA Viivi	40 TULUS Noora	10 HOLOPAINEN Elisa
9 LAITINEN Nelli	7 RANTALA Sanni	
23 HAKALA Sanni	61 NISKANEN Tanja	34 SUNDELIN Sofianna
2 KARJALAINEN Sini	32 VESA Emilia	
28 NYLUND Jenniina	12 VANHANEN Sanni	27 LIIKALA Julia

Legend:

+A Assistant Captain +C Captain Sn Starting position



Game Summary

比赛总结 / Résumé du match

SUI - FIN 3 - 2 (1 - 0, 1 - 1, 1 - 1)

Spectators	Referees	Linespersons
742	3 LIEFFERS Cianna (CAN), 22 MANTHA Elizabeth (CAN)	69 HANLEY Kendall (USA), 61 MOKHOVA Diana (RUS)

Team Statistics

Period	Score	SVS	SOG	PIM	TPP	PPG	SHG
1	1 : 0	13 : 2	3 : 13	0 : 4	02:43 : 00:00	1 : 0	0 : 0
2	1 : 1	13 : 13	14 : 14	4 : 8	05:53 : 00:49	1 : 1	0 : 0
3	1 : 1	12 : 6	7 : 13	2 : 2	02:00 : 02:00	0 : 0	0 : 0
Total	3 : 2	38 : 21	24 : 40	6 : 14	10:36 : 02:49	2 : 1	0 : 0

1st Period

Action	Time	ET/Res	Team	Type	No.	Name	(G)	Name of Assistant(s) / Action Description
GK	00:00		FIN		36	KEISALA A		- Goalkeeper in
GK	00:00		SUI		20	BRAENDLI A		- Goalkeeper in
Penalty	11:00	11:52	FIN	2 min.	10	HOLOPAINEN E		- Tripping
Penalty	11:43	13:43	FIN	2 min.	88	SAVOLAINEN R		- Boarding
Goal	11:52	1 : 0	SUI	PP2	17	CHRISTEN L	(1)	25 MULLER A On Ice SUI 20 7 17 25 88 98 * 7 STALDER L FIN 36 6 9 77

2nd Period

Action	Time	ET/Res	Team	Type	No.	Name	(G)	Name of Assistant(s) / Action Description
Penalty	22:34	24:34	FIN	2 min.	2	KARJALAINEN S		- Interference
Penalty	25:05	27:05	FIN	2 min.	9	LAITINEN N		- Tripping
Penalty	27:16	27:49	SUI	2 min.	98	MOY K		- Interference on a Goalkeeper
Goal	27:49	1 : 1	FIN	PP1	9	LAITINEN N	(1)	88 SAVOLAINEN R On Ice SUI 20 3 12 18 71 * 15 TUOMINEN M FIN 36 9 10 15 24 88
Penalty	28:23	30:00	FIN	2 min.	-	Team penalty		- Too Many Players / Served by: 34 SUNDELIN S
Goal	30:00	2 : 1	SUI	PP1	26	RUEGG D	(1)	25 MULLER A On Ice SUI 14 16 21 22 25 26 * 22 LEEMANN S FIN 36 2 6 33 77
Penalty	30:00	32:00	FIN	2 min.	6	HIIRIKOSKI J		- Roughing
Penalty	30:16	32:16	SUI	2 min.	25	MULLER A		- Hooking

3rd Period

Action	Time	ET/Res	Team	Type	No.	Name	(G)	Name of Assistant(s) / Action Description
Goal	41:21	3 : 1	SUI	EQ	7	STALDER L	(3)	25 MULLER A On Ice SUI 20 7 9 17 25 88 9 SIGRIST S FIN 36 8 10 15 24 40
Goal	50:11	3 : 2	FIN	EQ	10	HOLOPAINEN E	(1)	24 VAINIKKA V On Ice SUI 20 3 14 21 22 26 40 TULUS N FIN 36 8 10 15 24 40
Penalty	51:15	53:15	SUI	2 min.	-	Team penalty		- Too Many Players / Served by: 28 MARTI A
Penalty	57:21	59:21	FIN	2 min.	-	Team penalty		- Too Many Players / Served by: 34 SUNDELIN S
GK	58:34		FIN					36 KEISALA A - Goalkeeper out
GK	58:58		FIN		36	KEISALA A		- Goalkeeper in
GK	59:40		FIN					36 KEISALA A - Goalkeeper out
Time-out	59:53		FIN					
GK	60:00		SUI					20 BRAENDLI A - Goalkeeper out

Goalkeeper Records

Team : SUI - Switzerland

No.	Name	SOG	SVS	MIP
20	BRAENDLI Andrea	40	38	60:00
29	MAURER Saskia			

Team : FIN - Finland

No.	Name	SOG	SVS	MIP
36	KEISALA Anni	24	21	59:16
18	RAISANEN Meeri			

Game Statistics

Team : SUI (Red)



Head Coach : MULLER Colin										Shots on Goal				Time on Ice									
No.	Pos.	Name	G	A	P	PIM	FO+	FO-	FO+/-	FO%	1	2	3	OT	TS	+/-	1	2	3	OT	TOT	SHF	AVG
7	F	STALDER Lara +C	1	1	2	0	0	1	-1	0.00	0	1	2	3	+1	8:22	7:07	7:56	23:25	27	0:52		
17	D	CHRISTEN Lara	1	0	1	0	0	0	0	0.00	1	1	0	2	+1	6:40	8:57	9:35	25:12	37	0:40		
22	D	LEEMANN Sinja	0	1	1	0	0	0	0	0.00	0	0	0	0	-1	6:09	7:26	7:20	20:55	29	0:43		
25	F	MULLER Alina +A	0	3	3	2	12	8	4	60.00	0	1	1	2	+1	7:13	6:43	8:08	22:04	28	0:47		
88	F	STAENZ Phoebe	0	0	0	0	0	1	-1	0.00	1	2	4	7	+1	7:42	7:32	8:35	23:49	34	0:42		
14	F	RASELLI Evelina +A	0	0	0	0	14	7	7	66.67	0	1	0	1	-1	5:26	6:39	6:04	18:09	26	0:41		
16	D	VALLARIO Nicole	0	0	0	0	0	0	0	0.00	0	1	0	1	0	6:17	6:13	4:34	17:04	29	0:35		
23	D	BULLO Nicole	0	0	0	0	0	0	0	0.00	0	0	0	0	0	5:01	3:02	4:21	12:24	23	0:32		
24	F	RYHNER Noemi	0	0	0	0	0	0	0	0.00	0	0	0	0	0	3:56	3:35	2:31	10:02	15	0:40		
98	F	MOY Keely	0	0	0	2	1	0	1	100.00	0	0	0	0	0	5:29	4:19	1:33	11:21	15	0:45		
9	D	SIGRIST Shannon	0	1	1	0	0	0	0	0.00	0	0	0	0	+1	4:35	3:34	5:30	13:39	19	0:43		
12	F	RUEDI Lisa	0	0	0	0	3	4	-1	42.86	0	0	0	0	0	5:03	3:54	3:15	12:12	15	0:48		
18	D	WETLI Stefanie	0	0	0	0	0	0	0	0.00	1	0	0	1	0	3:31	3:55	3:47	11:13	17	0:39		
21	F	ENZLER Rahel	0	0	0	0	0	0	0	0.00	0	2	0	2	-1	4:40	7:22	3:56	15:58	25	0:38		
26	F	RUEGG Dominique	1	0	1	0	0	0	0	0.00	0	3	0	3	-1	5:10	7:17	4:47	17:14	25	0:41		
3	D	FORSTER Sarah	0	0	0	0	0	0	0	0.00	0	2	0	2	-1	4:06	2:14	3:23	9:43	15	0:38		
8	F	QUENNEC Kaleigh	0	0	0	0	0	0	0	0.00	0	0	0	0	0	1:43	0:47	2:37	5:07	9	0:34		
15	F	ZIMMERMANN Laura	0	0	0	0	0	0	0	0.00	0	0	0	0	0	2:18	1:34	3:30	7:22	15	0:29		
28	D	MARTI Alina	0	0	0	0	2	2	0	50.00	0	0	0	0	0	1:56	2:41	2:17	6:54	14	0:29		
71	F	LUTZ Lena Marie	0	0	0	0	2	0	2	100.00	0	0	0	0	0	2:19	2:41	3:42	8:42	18	0:29		
20	GK	BRAENDLI Andrea	0	0	0	0					0	0	0	0									
29	GK	MAURER Saskia	0	0	0	0					0	0	0	0									
Total			3	6	9	4	34	23	11	59.65	3	14	7	24									

Team : FIN (White)

Head Coach : TOIVOLA Juuso										Shots on Goal				Time on Ice									
No.	Pos.	Name	G	A	P	PIM	FO+	FO-	FO+/-	FO%	1	2	3	OT	TS	+/-	1	2	3	OT	TOT	SHF	AVG
6	D	HIIRIKOSKI Jenni +C	0	0	0	2	0	0	0	0.00	0	1	4	5	0	7:53	9:53	10:37	28:23	37	0:46		
16	F	NIEMINEN Petra +A	0	0	0	0	0	3	-3	0.00	2	2	0	4	0	6:27	6:28	8:43	21:38	29	0:44		
33	F	KARVINEN Michelle +A	0	0	0	0	0	0	0	0.00	1	1	1	3	0	5:47	6:47	9:51	22:25	31	0:43		
77	F	TAPANI Susanna	0	0	0	0	11	14	-3	44.00	1	0	2	3	0	3:20	6:50	9:34	19:44	29	0:40		
88	D	SAVOLAINEN Ronja	0	1	1	2	0	0	0	0.00	0	1	1	2	0	5:33	8:51	7:23	21:47	32	0:40		
8	D	VIITASUO Ella	0	0	0	0	0	0	0	0.00	1	1	0	2	0	3:22	2:34	2:08	8:04	13	0:37		
10	F	HOLOPAINEN Elisa	1	0	1	2	0	0	0	0.00	0	1	1	2	0	4:30	4:10	5:11	13:51	22	0:37		
15	D	TUOMINEN Minnamari	0	1	1	0	0	0	0	0.00	1	0	1	2	0	4:36	6:18	5:31	16:25	23	0:42		
24	F	VAINIKKA Viivi	0	1	1	0	3	3	0	50.00	1	0	0	1	0	5:05	3:47	4:10	13:02	20	0:39		
40	F	TULUS Noora	0	1	1	0	4	7	-3	36.36	1	1	1	3	0	6:56	6:05	5:05	18:06	30	0:36		
7	D	RANTALA Sanni	0	0	0	0	0	0	0	0.00	0	0	0	0	0	5:55	2:18	3:52	12:05	19	0:38		
9	D	LAITINEN Nelli	1	0	1	2	0	0	0	0.00	1	3	0	4	0	8:01	6:28	7:04	21:33	28	0:46		
23	F	HAKALA Sanni	0	0	0	0	0	0	0	0.00	1	0	1	2	0	4:50	2:37	2:10	9:37	14	0:41		
34	F	SUNDELIN Sofianna	0	0	0	0	0	0	0	0.00	0	0	0	0	0	3:05	2:31	1:45	7:21	13	0:33		
61	F	NISKANEN Tanja	0	0	0	0	2	3	-1	40.00	1	0	1	2	0	2:47	2:22	2:17	7:26	17	0:26		
2	D	KARJALAINEN Sini	0	0	0	2	0	0	0	0.00	0	0	0	0	0	4:16	3:14	2:49	10:19	14	0:44		
12	F	VANHANEN Sanni	0	0	0	0	3	2	1	60.00	0	1	0	1	0	4:44	3:04	3:08	10:56	11	0:59		
27	F	LIKALA Julia	0	0	0	0	0	1	-1	0.00	1	1	0	2	0	3:35	3:35	3:18	10:28	11	0:57		
28	F	NYLUND Jenniina	0	0	0	0	0	1	-1	0.00	1	1	0	2	0	3:10	4:09	3:56	11:15	13	0:51		
32	F	VESA Emilia	0	0	0	0	0	0	0	0.00	0	0	0	0	0	0:00	0:00	0:00	0:00	0	0:00		
18	GK	RAISANEN Meeri	0	0	0	0					0	0	0	0									
36	GK	KEISALA Anni	0	0	0	0					0	0	0	0									
Total			2	4	6	10	23	34	-11	40.35	13	14	13	40									



Group A

R	Team	GP	W	OTW	OTL	L	GDF	GF:GA	PTS
1	CAN	3	3	0	0	0	+26	29 : 3	9
2	USA	3	3	0	0	0	+16	18 : 2	9
3	ROC	3	1	0	0	2	-7	6 : 13	3
4	SUI	4	1	0	0	3	-21	6 : 27	3
5	FIN	3	0	0	0	3	-14	5 : 19	0

	CAN	FIN	ROC	SUI	USA
CAN	*****	11:1	6:1	12:1	TUE 08 FEB 12:10
FIN	1:11	*****	TUE 08 FEB 21:10	2:3	2:5
ROC	1:6	TUE 08 FEB 21:10	*****	5:2	0:5
SUI	1:12	3:2	2:5	*****	0:8
USA	TUE 08 FEB 12:10	5:2	5:0	8:0	*****

Legend:

(G) Goals in tournament	* Does not count for Plus/minus	+/- Plus/minus net	+A Assistant Captain
+C Captain	A Assists	AVG Average time on ice / shift	D Defender
EA Extra attacker	EQ Equal strength	ET/Res Penalty end time/Result of game	F Forward
FO% Face-offs won as percentage	FO+ Face-offs won	FO- Face-offs lost	FO+/- Face-offs net
G Goals	GA Goals against	GDF Goal difference	GF Goals for
GK Goalkeeper	GP Games played	L Losses	MIP Minutes in play (GK)
No. Jersey number	OT Overtime	OTL Overtime losses	OTW Overtime wins
P Points	PIM Penalties in minutes	Pos. Position	PP1 Power play - 1 player
PP2 Power play - 2 players	PPG Power play goals	PTS Points	R Rank
SHF Number of shifts	SHG Shorthanded goals	SOG Shots on goal	SVS Saves
TOT Total	TPP Time on power play	TS Total shots	W Wins



National Indoor Stadium
 国家体育馆
 Palais national omnisports

MON 7 FEB 2022
 Start Time 21:10

Ice Hockey
 冰球 / Hockey sur glace

Women
 女子 / Femmes

Preliminary round - Group A, Game 16
 小组赛轮次 - A组 比赛 16 / Tour préliminaire - Groupe A, Match 16



Shot Chart
 射门表 / Analyse des tirs

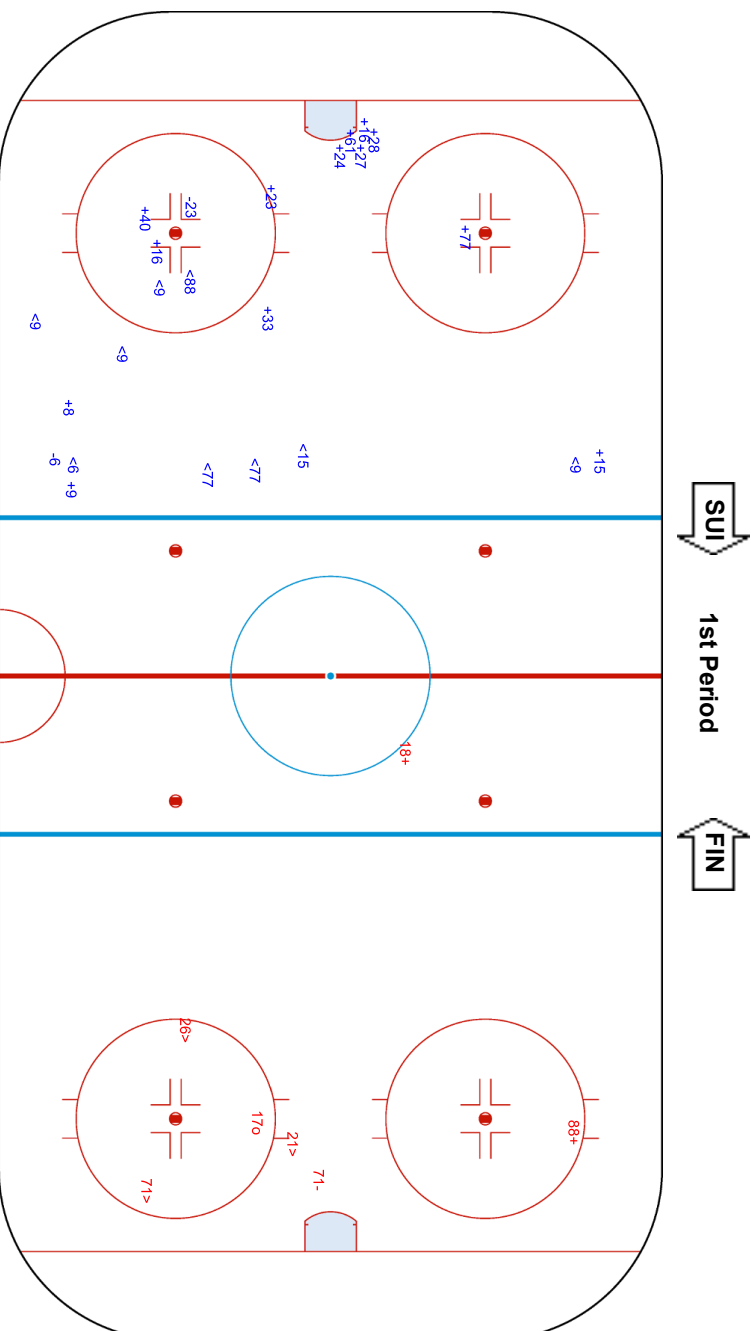
SUI - FIN

Shots by FIN
 Goals (G): 0
 SSP (-): 9
 SSG (+): 13
 SPG (-): 2

Shots by SUI
 Goals (G): 1
 SSP (-): 3
 SSG (+): 2
 SPG (-): 1

GK 20 of SUI

GK 36 of FIN





National Indoor Stadium
 国家体育馆
 Palais national omnisports

MON 7 FEB 2022
 Start Time 21:10

Ice Hockey
 冰球 / Hockey sur glace

Women

女子 / Femmes

Preliminary round - Group A, Game 16

小组赛轮次 - A组, 比赛 16 / Tour préliminaire - Groupe A, Match 16



Shots by SUI

Goals (G): 1
 SSP (-): 10
 SSG (+): 13
 SPG (-): 3

FIN

2nd Period

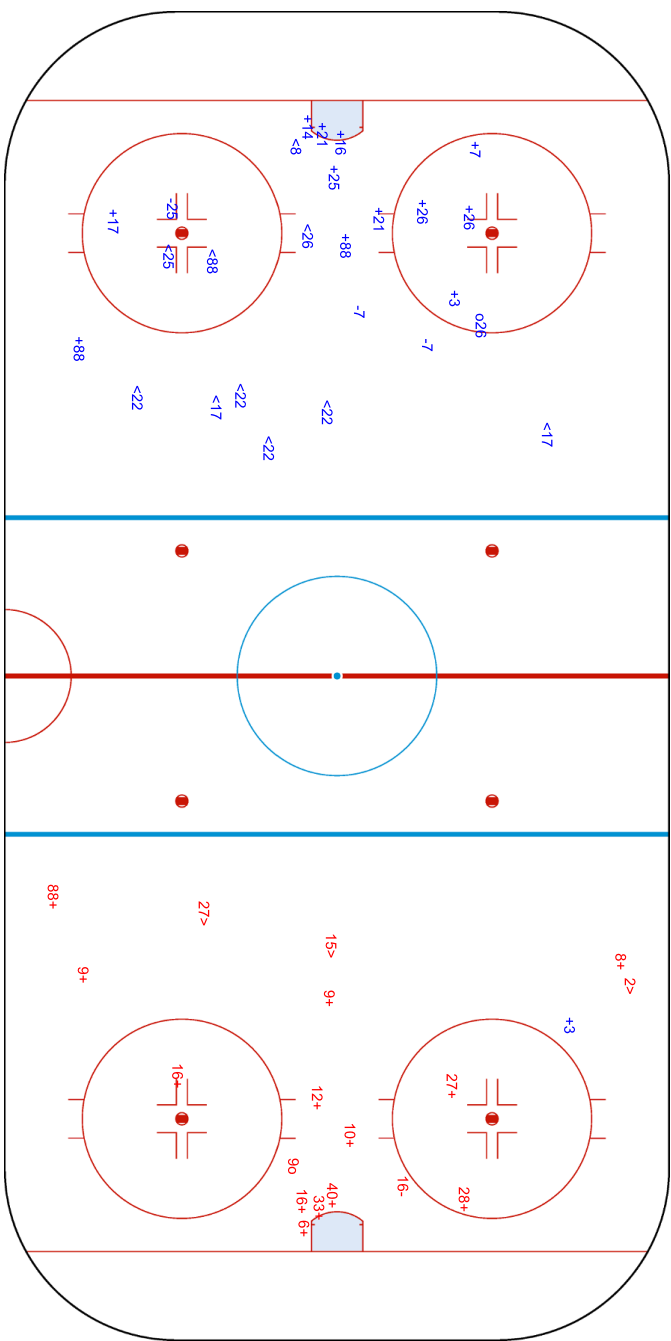
SUI

Shots by FIN

Goals (G): 1
 SSP (-): 3
 SSG (+): 13
 SPG (-): 1

026
 GK 36 of FIN

09
 GK 20 of SUI





National Indoor Stadium
 国家体育馆
 Palais national omnisports

MON 7 FEB 2022
 Start Time 21:10

Ice Hockey
 冰球 / Hockey sur glace

Women
 女子 / Femmes

Preliminary round - Group A, Game 16
 小组赛轮次 - A组 比赛 16 / Tour préliminaire - Groupe A, Match 16

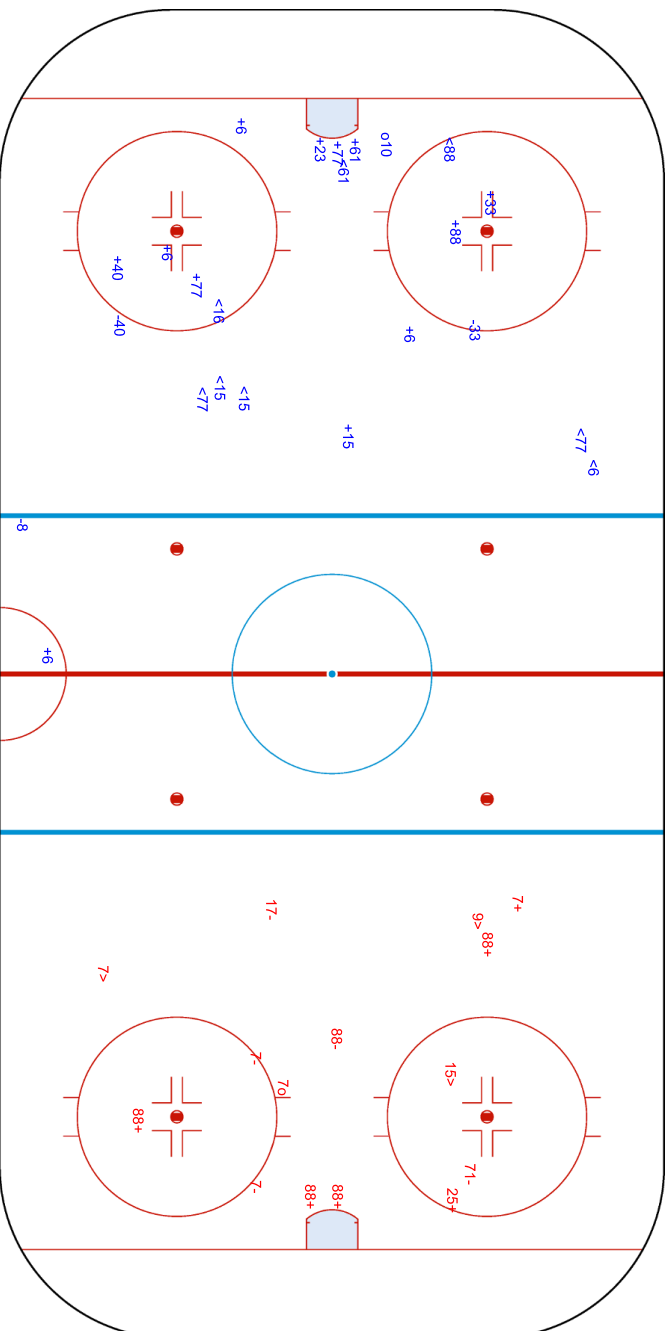


Shots by FIN
 Goals (0): 1
 SSP (-): 8
 SSG (+): 12
 SPG (-): 3

Shots by SUI
 Goals (0): 1
 SSP (-): 3
 SSG (+): 6
 SPG (-): 5

GK 20 of SUI
 010

GK 36 of FIN
 07



Legend:	GK	Goalkeeper	SPG	Shots past goal	SSG	Shots saved by goalkeeper	SSP	Shots saved by player
---------	----	------------	-----	-----------------	-----	---------------------------	-----	-----------------------





Face-off Chart

争球表 / Statistiques des mises en jeu

SUI - FIN

1st PERIOD

	SUI		FIN		SUI		FIN		SUI		FIN	
	Def. zone	Att. zone	Neutral zone	Neutral zone	Att. zone	Def. zone	Att. zone	Def. zone	Total wins	Total wins	all zones	
	+ 25	- 77	+ 14	- 77	+ 12	- 12						
	+ 14	- 40	+ 12	- 61	- 25	+ 77						
	- 14	+ 77	- 12	+ 12	- 88	+ 77						
	+ 25	- 40	+ 14	- 40	+ 98	- 77						
	+ 14	- 40										
	- 25	+ 77										
Total wins / period	4 / 67%	2 / 33%	3 / 75%	1 / 25%	2 / 50%	2 / 50%			9 / 64%	5 / 36%		

2nd PERIOD

	SUI		FIN		SUI		FIN		SUI		FIN	
	Def. zone	Att. zone	Neutral zone	Neutral zone	Att. zone	Def. zone	Att. zone	Def. zone	Total wins	Total wins	all zones	
	+ 14	- 77	+ 14	- 77	- 12	+ 61						
	- 25	+ 40	+ 28	- 77	+ 25	- 77						
	- 12	+ 24	- 25	+ 77	+ 25	- 77						
	- 14	+ 77	- 12	+ 24	+ 14	- 40						
	- 14	+ 77	+ 14	- 77	- 25	+ 40						
	- 14	+ 77	- 25	+ 40	- 14	+ 77						
	+ 71	- 28	- 7	+ 24	+ 28	- 61						
	+ 71	- 27	+ 14	- 40								
	+ 14	- 40										
	- 28	+ 12										
	- 25	+ 77										
	+ 14	- 61										
Total wins / period	5 / 42%	7 / 58%	4 / 50%	4 / 50%	4 / 57%	3 / 43%			13 / 48%	14 / 52%		

3rd PERIOD

	SUI		FIN		SUI		FIN		SUI		FIN	
	Def. zone	Att. zone	Neutral zone	Neutral zone	Att. zone	Def. zone	Att. zone	Def. zone	Total wins	Total wins	all zones	
	+ 25	- 24	+ 14	- 77	- 14	+ 12						
	- 14	+ 77	- 28	+ 61	+ 12	- 77						
	+ 25	- 12	+ 25	- 16	+ 25	- 24						
	+ 14	- 24			+ 25	- 77						
	+ 14	- 16			+ 25	- 77						
	- 25	+ 40			+ 25	- 77						
	+ 25	- 16			+ 25	- 77						
Total wins / period	5 / 71%	2 / 29%	2 / 67%	1 / 33%	5 / 83%	1 / 17%			12 / 75%	4 / 25%		

TOTAL

	SUI		FIN		SUI		FIN		SUI		FIN	
	Def. zone	Att. zone	Neutral zone	Neutral zone	Att. zone	Def. zone	Att. zone	Def. zone	Total wins	Total wins	all zones	
Total wins / game	14 / 56%	11 / 44%	9 / 60%	6 / 40%	11 / 65%	6 / 35%			34 / 60%	23 / 40%		



HEAD TO HEAD

		FIN							Tot.	wins SUI	Dz	Nz	Az	
No.	12	16	24	27	28	40	61	77						
SUI	7			0 - 1					1	0 0%		0 0%		
	12	1 - 1		0 - 2			1 - 1	1 - 0	7	3 43%	0 0%	1 33%	2 67%	
	14	0 - 1	1 - 0	1 - 0			6 - 0	1 - 0	5 - 6	21	14 67%	7 58%	6 100%	1 33%
	25	1 - 0	2 - 0	2 - 0			1 - 4		6 - 4	20	12 60%	5 56%	1 33%	6 75%
	28	0 - 1						1 - 1	1 - 0	4	2 50%	0 0%	1 50%	1 100%
	71				1 - 0	1 - 0				2	2 100%	2 100%		
	88								0 - 1	1	0 0%			0 0%
	98								1 - 0	1	1 100%			1 100%
Tot.	5	3	6	1	1	11	5	25	57	34 60%	14 56%	9 60%	11 65%	
wins FIN	3 60%	0 0%	3 50%	0 0%	0 0%	4 36%	2 40%	11 44%	23 40%					
Dz	1 50%		0 0%			1 50%	1 50%	3 30%	6 35%					
Nz	1 100%	0 0%	2 100%			1 33%	1 50%	1 17%	6 40%					
Az	1 50%	0 0%	1 33%	0 0%	0 0%	2 33%	0 0%	7 78%	11 44%					

Legend:

Az Attacking zone **Dz** Defending zone **No.** Jersey number **Nz** Neutral zone **Tot.** Total face-offs played



Line-Ups

阵容 / Composition des équipes

USA - CAN

Referees

3 LIEFFERS Cianna (CAN) , 22 MANTHA Elizabeth (CAN)

Linespersons

69 HANLEY Kendall (USA) , 30 SPRESSER Jackie (USA)

Goalkeepers

Team: USA

No. Name

33 CAVALLINI Alex
35 ROONEY Maddie

Team: CAN

No. Name

35 DESBIENS Ann-Renee
38 MASCHMEYER Emerance

Team Line-ups

Team: USA (Blue)

No. Pos. Name

2 D STECKLEIN Lee +A
3 D BARNES Cayla
20 F BRANDT Hannah
21 F KNIGHT Hilary +A
26 F COYNE SCHOFIELD Kendall +C

5 D KELLER Megan
15 D HARMON Savannah
11 F ROQUE Abby
25 F CARPENTER Alex
28 F KESSEL Amanda

9 D BOZEK Megan
19 D DUNNE Jincy
12 F PANNEK Kelly
13 F ZUMWINKLE Grace
24 F CAMERANESI Dani

4 D HARVEY Caroline
16 F SCAMURRA Hayley
18 F COMPER Jesse
37 F MURPHY Abbey

Head Coach: JOHNSON Joel

NOT DRESSED:

14 F DECKER Brianna
29 GK HENSLEY Nicole

Team: CAN (White)

No. Pos. Name

3 D LAROCQUE Jocelyne +A
14 D FAST Renata
19 F JENNER Brianne
20 F NURSE Sarah
29 F POULIN Marie-Philip +C

23 D AMBROSE Erin
42 D THOMPSON Claire
10 F FILLIER Sarah
24 F SPOONER Natalie
47 F RATTRAY Jamie Lee

21 D BELL Ashton
28 D ZANDEE-HART Micah
6 F JOHNSTON Rebecca
26 F CLARK Emily
40 F TURNBULL Blayre +A

17 D SHELTON Ella
7 F STACEY Laura
11 F SAULNIER Jill
27 F MALTAIS Emma

Head Coach: RYAN Troy

NOT DRESSED:

15 F DAOUST Melodie
50 GK CAMPBELL Kristen

Legend:

+A	Assistant Captain	+C	Captain	D	Defender	F	Forward
No.	Jersey number	Pos.	Position				



Graphical Line-ups
阵容图 / Alignments

USA - CAN

Referees

3 LIEFFERS Cianna (CAN) , 22 MANTHA Elizabeth (CAN)

Linespersons

69 HANLEY Kendall (USA) , 30 SPRESSER Jackie (USA)

Team: USA - United States (Blue)

Head Coach: JOHNSON Joel

S1 35 ROONEY Maddie		
33 CAVALLINI Alex		
S2 2 STECKLEIN Lee +A	S3 3 BARNES Cayla	
S6 26 COYNE SCHOFIELD Kendall +C	S4 20 BRANDT Hannah	S5 21 KNIGHT Hilary +A
5 KELLER Megan		15 HARMON Savannah
25 CARPENTER Alex	11 ROQUE Abby	28 KESSEL Amanda
19 DUNNE Jincy		9 BOZEK Megan
24 CAMERANESI Dani	12 PANNEK Kelly	13 ZUMWINKLE Grace
4 HARVEY Caroline		
16 SCAMURRA Hayley	18 COMPHER Jesse	37 MURPHY Abbey

Team: CAN - Canada (White)

Head Coach: RYAN Troy

S1 35 DESBIENS Ann-Renee		
38 MASCHMEYER Emerance		
S2 3 LAROCQUE Jocelyne +A	S3 14 FAST Renata	
S5 20 NURSE Sarah	S6 29 POULIN Marie-Philip +C	S4 19 JENNER Brianne
42 THOMPSON Claire		23 AMBROSE Erin
47 RATTRAY Jamie Lee	10 FILLIER Sarah	24 SPOONER Natalie
28 ZANDEE-HART Micah		21 BELL Ashton
26 CLARK Emily	40 TURNBULL Blayre +A	6 JOHNSTON Rebecca
17 SHELTON Ella		
11 SAULNIER Jill	27 MALTAIS Emma	7 STACEY Laura

Legend:

+A Assistant Captain **+C** Captain **Sn** Starting position



Game Summary
比赛总结 / Résumé du match
USA - CAN 2 - 4 (0 - 1, 2 - 3, 0 - 0)

Spectators	Referees	Linespersons
591	3 LIEFFERS Cianna (CAN) , 22 MANTHA Elizabeth (CAN) , 9 SENUK Lacey (CAN)	69 HANLEY Kendall (USA) , 30 SPRESSER Jackie (USA)

Team Statistics

Period	Score	SVS	SOG	PIM	TPP	PPG	SHG
1	0 : 1	4 : 16	16 : 5	2 : 2	02:00 : 00:36	0 : 1	0 : 0
2	2 : 3	13 : 14	16 : 16	0 : 6	05:47 : 00:00	1 : 0	0 : 0
3	0 : 0	6 : 21	21 : 6	0 : 4	04:00 : 00:00	0 : 0	0 : 0
Total	2 : 4	23 : 51	53 : 27	2 : 12	11:47 : 00:36	1 : 1	0 : 0

1st Period

Action	Time	ET/Res	Team	Type	No.	Name	(G)	Name of Assistant(s) / Action Description
GK	00:00		CAN		35	DESBIENS AR		- Goalkeeper in
GK	00:00		USA		35	ROONEY M		- Goalkeeper in
Penalty	13:34	14:10	USA	2 min.	4	HARVEY C		- Cross-Checking
Goal	14:10	0 : 1	CAN	PP1	19	JENNER B	(4)	10 FILLIER S 29 POULIN MP On Ice USA 35 2 5 25 28 CAN 35 6 10 19 23 29 *
Penalty	16:24	18:24	CAN	2 min.	7	STACEY L		- Hooking

2nd Period

Action	Time	ET/Res	Team	Type	No.	Name	(G)	Name of Assistant(s) / Action Description
Penalty	23:29	25:29	CAN	2 min.	42	THOMPSON C		- Hooking
Goal	29:17	1 : 1	USA	EQ	24	CAMERANESI D	(2)	12 PANNEK K 3 BARNES C On Ice USA 35 3 12 13 19 24 CAN 35 10 24 28 42 47
Penalty	29:47	31:34	CAN	2 min.	26	CLARK E		- Boarding
Goal	31:34	2 : 1	USA	PP1	25	CARPENTER A	(4)	28 KESSEL A 5 KELLER M On Ice USA 35 5 11 19 25 28 CAN 35 3 21 27 47 *
Goal	32:00	2 : 2	CAN	EQ	19	JENNER B	(5)	20 NURSE S On Ice USA 35 2 9 12 13 24 CAN 35 14 19 20 29 42
Goal	34:25	2 : 3	CAN	EQ	47	RATTRAY JL	(3)	24 SPOONER N 28 ZANDEE-HART M On Ice USA 35 9 12 13 19 24 CAN 35 10 17 24 28 47
Penalty	35:28	37:28	CAN	2 min.	3	LAROCQUE J		- Interference
Penalty	37:25		USA	PS	3	BARNES C		- Hooking
Goal	37:25	2 : 4	CAN	PS	29	POULIN MP	(2)	On Ice USA 35 CAN 29

3rd Period

Action	Time	ET/Res	Team	Type	No.	Name	(G)	Name of Assistant(s) / Action Description
Penalty	50:00	52:00	CAN	2 min.	6	JOHNSTON R		- Unsportsmanlike Conduct
Penalty	57:23	59:23	CAN	2 min.	40	TURNBULL B		- Tripping
GK	57:23		USA					35 ROONEY M - Goalkeeper out
GK	60:00		CAN					35 DESBIENS AR - Goalkeeper out

Goalkeeper Records

Team : USA - United States

No.	Name	SOG	SVS	MIP
35	ROONEY Maddie	27	23	57:23
33	CAVALLINI Alex			

Team : CAN - Canada

No.	Name	SOG	SVS	MIP
35	DESBIENS Ann-Renee	53	51	60:00
38	MASCHMEYER Emerance			

Game Statistics

Team : USA (Blue)

Head Coach : JOHNSON Joel

No.	Pos.	Name	Shots on Goal							Time on Ice												
			G	A	P	PIM	FO+	FO-	FO+/-	FO%	1	2	3	OT	TS	+/-	1	2	3	OT	TOT	SHF
2	D	STECKLEIN Lee +A	0	0	0	0	0	0	0	0.00	1	0	0	1	-1	8:18	4:19	6:52		19:29	27	0:43
3	D	BARNES Cayla	0	1	1	0	0	0	0	0.00	2	3	2	7	+1	8:54	7:44	8:07		24:45	30	0:49



Head Coach : JOHNSON Joel		Shots on Goal										Time on Ice											
No.	Pos.	Name	G	A	P	PIM	FO+	FO-	FO+/-	FO%	1	2	3	OT	TS	+/-	1	2	3	OT	TOT	SHF	AVG
20	F	BRANDT Hannah	0	0	0	0	8	14	-6	36.36	0	0	1	1	0	0	6:13	7:48	7:10	21:11	23	0:55	
21	F	KNIGHT Hilary +A	0	0	0	0	0	0	0	0.00	1	1	2	4	0	0	5:17	9:01	6:40	20:58	22	0:57	
26	F	COYNE SCHOFIELD Kendall +C	0	0	0	0	0	0	0	0.00	1	0	1	2	0	0	5:43	8:15	7:28	21:26	23	0:55	
5	D	KELLER Megan	0	1	1	0	0	0	0	0.00	0	0	0	0	0	0	8:49	9:39	9:40	28:08	29	0:58	
11	F	ROQUE Abby	0	0	0	0	12	1	11	92.31	4	1	1	6	0	0	4:55	4:54	7:29	17:18	22	0:47	
15	D	HARMON Savannah	0	0	0	0	0	0	0	0.00	0	0	1	1	0	0	6:15	9:12	9:11	24:38	25	0:59	
25	F	CARPENTER Alex	1	0	1	0	1	1	0	50.00	1	4	3	8	0	0	5:02	4:49	7:13	17:04	22	0:46	
28	F	KESSEL Amanda	0	1	1	0	0	0	0	0.00	1	0	1	2	0	0	5:01	4:02	6:52	15:55	22	0:43	
9	D	BOZEK Megan	0	0	0	0	0	0	0	0.00	0	0	1	1	-2	0	4:36	2:21	4:36	11:33	19	0:36	
12	F	PANNEK Kelly	0	1	1	0	2	9	-7	18.18	2	2	0	4	-1	0	5:06	3:47	4:10	13:03	18	0:43	
13	F	ZUMWINKLE Grace	0	0	0	0	0	0	0	0.00	1	0	2	3	-1	0	4:09	3:16	2:58	10:23	14	0:44	
19	D	DUNNE Jincy	0	0	0	0	0	0	0	0.00	0	2	0	2	0	0	0:46	5:40	0:26	6:52	9	0:45	
24	F	CAMERANESI Dani	1	0	1	0	0	0	0	0.00	1	3	2	6	-1	0	4:42	3:11	5:50	13:43	15	0:54	
4	D	HARVEY Caroline	0	0	0	2	0	0	0	0.00	0	0	0	0	0	0	0:44	0:00	0:00	0:44	1	0:44	
16	F	SCAMURRA Hayley	0	0	0	0	0	0	0	0.00	0	0	2	2	0	0	4:26	3:43	2:27	10:36	14	0:45	
18	F	COMPHER Jesse	0	0	0	0	6	7	-1	46.15	0	0	1	1	0	0	4:16	4:14	2:28	10:58	14	0:47	
37	F	MURPHY Abbey	0	0	0	0	0	0	0	0.00	1	0	1	2	0	0	5:21	3:35	2:32	11:28	15	0:45	
33	GK	CAVALLINI Alex	0	0	0	0					0	0	0	0	0	0							
35	GK	ROONEY Maddie	0	0	0	0					0	0	0	0	0	0							
Total			2	4	6	2	29	32	-3	47.54	16	16	21	53									

Team : CAN (White)

Head Coach : RYAN Troy		Shots on Goal										Time on Ice											
No.	Pos.	Name	G	A	P	PIM	FO+	FO-	FO+/-	FO%	1	2	3	OT	TS	+/-	1	2	3	OT	TOT	SHF	AVG
3	D	LAROCQUE Jocelyne +A	0	0	0	2	0	0	0	0.00	2	1	0	3	0	0	9:27	9:07	7:27	26:01	40	0:39	
14	D	FAST Renata	0	0	0	0	0	0	0	0.00	0	0	0	0	+1	0	10:13	9:14	9:52	29:19	44	0:39	
19	F	JENNER Brianne	2	0	2	0	4	1	3	80.00	1	1	0	2	+1	0	6:57	6:03	6:39	19:39	38	0:31	
20	F	NURSE Sarah	0	1	1	0	0	1	-1	0.00	1	0	1	2	+1	0	5:50	6:10	5:46	17:46	34	0:31	
29	F	POULIN Marie-Philip +C	1	1	2	0	13	8	5	61.90	0	5	0	5	+1	0	7:13	6:05	6:12	19:30	40	0:29	
10	F	FILLIER Sarah	0	1	1	0	4	7	-3	36.36	0	1	0	1	0	0	4:53	4:08	4:01	13:02	24	0:32	
23	D	AMBROSE Erin	0	0	0	0	0	0	0	0.00	0	0	1	1	0	0	5:20	4:33	8:19	18:12	34	0:32	
24	F	SPOONER Natalie	0	1	1	0	0	0	0	0.00	0	1	1	2	0	0	3:41	3:13	4:11	11:05	23	0:28	
42	D	THOMPSON Claire	0	0	0	2	0	0	0	0.00	0	1	2	3	0	0	3:42	6:48	4:39	15:09	29	0:31	
47	F	RATTRAY Jamie Lee	1	0	1	0	0	0	0	0.00	0	5	0	5	0	0	4:56	3:49	4:06	12:51	25	0:30	
6	F	JOHNSTON Rebecca	0	0	0	2	0	0	0	0.00	1	0	0	1	0	0	6:38	5:10	4:32	16:20	29	0:33	
21	D	BELL Ashton	0	0	0	0	0	0	0	0.00	0	0	0	0	0	0	4:00	4:10	3:52	12:02	21	0:34	
26	F	CLARK Emily	0	0	0	2	0	0	0	0.00	0	0	0	0	0	0	5:09	7:38	6:52	19:39	34	0:34	
28	D	ZANDEE-HART Micah	0	1	1	0	0	0	0	0.00	0	0	0	0	0	0	5:05	6:13	5:42	17:00	28	0:36	
40	F	TURNBULL Blayne +A	0	0	0	2	10	12	-2	45.45	0	0	1	1	0	0	7:36	7:36	6:33	21:45	37	0:35	
7	F	STACEY Laura	0	0	0	2	0	0	0	0.00	0	0	0	0	0	0	1:46	1:25	1:42	4:53	10	0:29	
11	F	SAULNIER Jill	0	0	0	0	0	0	0	0.00	0	0	0	0	0	0	2:44	0:00	1:05	3:49	5	0:45	
17	D	SHELTON Ella	0	0	0	0	0	0	0	0.00	0	1	0	1	+1	0	1:28	0:39	0:00	2:07	4	0:31	
27	F	MALTAIS Emma	0	0	0	0	1	0	1	100.00	0	0	0	0	0	0	0:58	1:46	3:42	6:26	8	0:48	
35	GK	DESBIENS Ann-Renee	0	0	0	0					0	0	0	0	0	0							
38	GK	MASCHMEYER Emerance	0	0	0	0					0	0	0	0	0	0							
Total			4	5	9	12	32	29	3	52.46	5	16	6	27									

Group A

R	Team	GP	W	OTW	OTL	L	GDF	GF : GA	PTS
1	CAN	4	4	0	0	0	+28	33 : 5	12
2	USA	4	3	0	0	1	+14	20 : 6	9
3	ROC	3	1	0	0	2	-7	6 : 13	3
4	SUI	4	1	0	0	3	-21	6 : 27	3
5	FIN	3	0	0	0	3	-14	5 : 19	0

	CAN	FIN	ROC	SUI	USA
CAN	*****	11:1	6:1	12:1	4:2
FIN	1:11	*****	TUE 08 FEB 21:10	2:3	2:5
ROC	1:6	TUE 08 FEB 21:10	*****	5:2	0:5
SUI	1:12	3:2	2:5	*****	0:8
USA	2:4	5:2	5:0	8:0	*****



Legend:

(G) Goals in tournament	*	Does not count for Plus/minus	+/-	Plus/minus net	+A	Assistant Captain
+C Captain	A	Assists	AVG	Average time on ice / shift	D	Defender
EQ Equal strength	ET/Res	Penalty end time/Result of game	F	Forward	FO%	Face-offs won as percentage
FO+ Face-offs won	FO-	Face-offs lost	FO+/-	Face-offs net	G	Goals
GA Goals against	GDF	Goal difference	GF	Goals for	GK	Goalkeeper
GP Games played	L	Losses	MIP	Minutes in play (GK)	No.	Jersey number
OT Overtime	OTL	Overtime losses	OTW	Overtime wins	P	Points
PIM Penalties in minutes	Pos.	Position	PP1	Power play - 1 player	PPG	Power play goals
PS Penalty shot	PTS	Points	R	Rank	SHF	Number of shifts
SHG Shorthanded goals	SOG	Shots on goal	SVS	Saves	TOT	Total
TPP Time on power play	TS	Total shots	W	Wins		

Referee injury at 21:35 LIEFFERS Cianna (CAN), replaced temporarily by SENUK Lacey (CAN) between 29:13 and 31:34.



Wukesong Sports Centre
五棵松体育中心
Centre sportif de Wukesong

TUE 8 FEB 2022
Start Time 12:10

Ice Hockey
冰球 / Hockey sur glace

Women
女子 / Femmes

Preliminary round - Group A, Game 17
小组赛轮次 - A组, 比赛 17 / Tour préliminaire - Groupe A, Match 17



Shot Chart
射门表 / Analyse des tirs

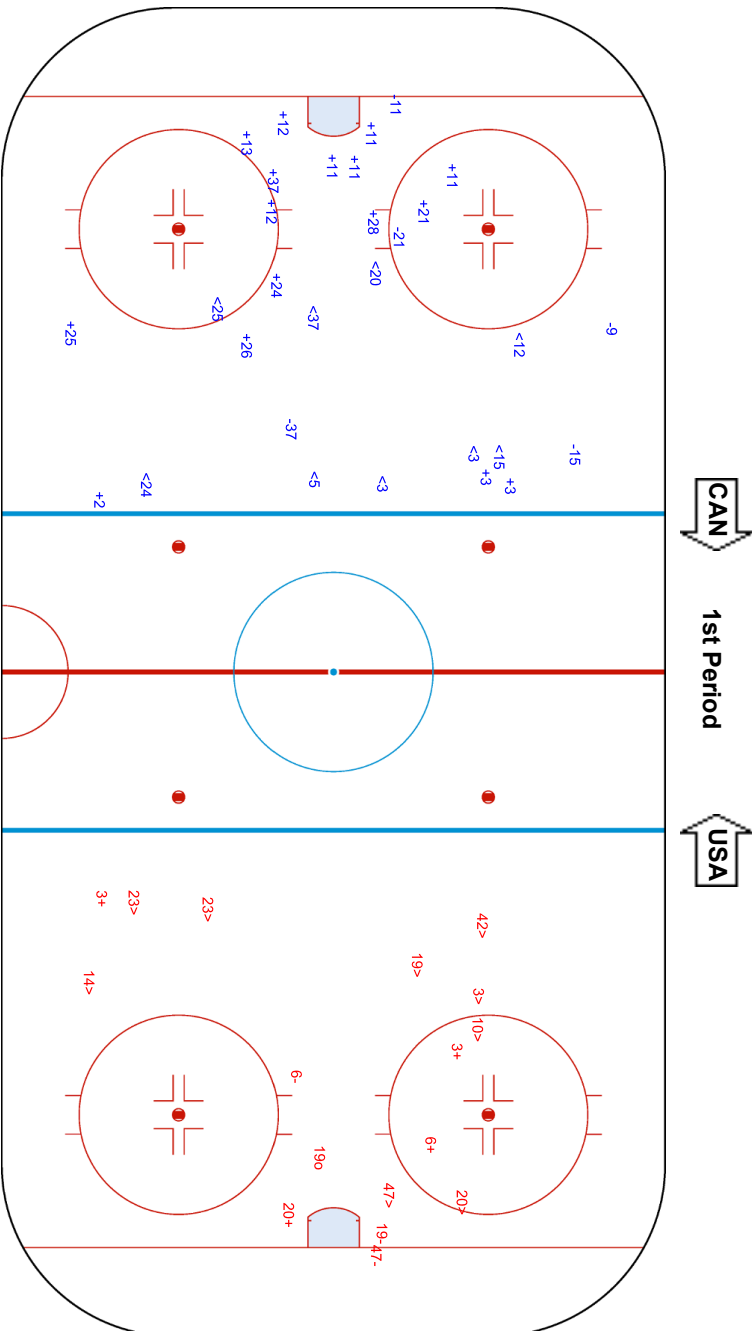
USA - CAN

Shots by USA
Goals (G): 0
SSP (-): 9
SSG (+): 16
SPG (-): 5

Shots by CAN
Goals (G): 1
SSP (-): 9
SSG (+): 4
SPG (-): 3

GK 35 of CAN

GK 35 of USA





BEIJING 2022™

TUE 8 FEB 2022
Start Time 12:10

Wukesong Sports Centre
五棵松体育中心
Centre sportif de Wukesong

Ice Hockey
Hockey sur glace
Women
女子 / Femmes
Preliminary round - Group A, Game 17
小组赛轮次 - A组, 比赛 17 / Tour préliminaire - Groupe A, Match 17

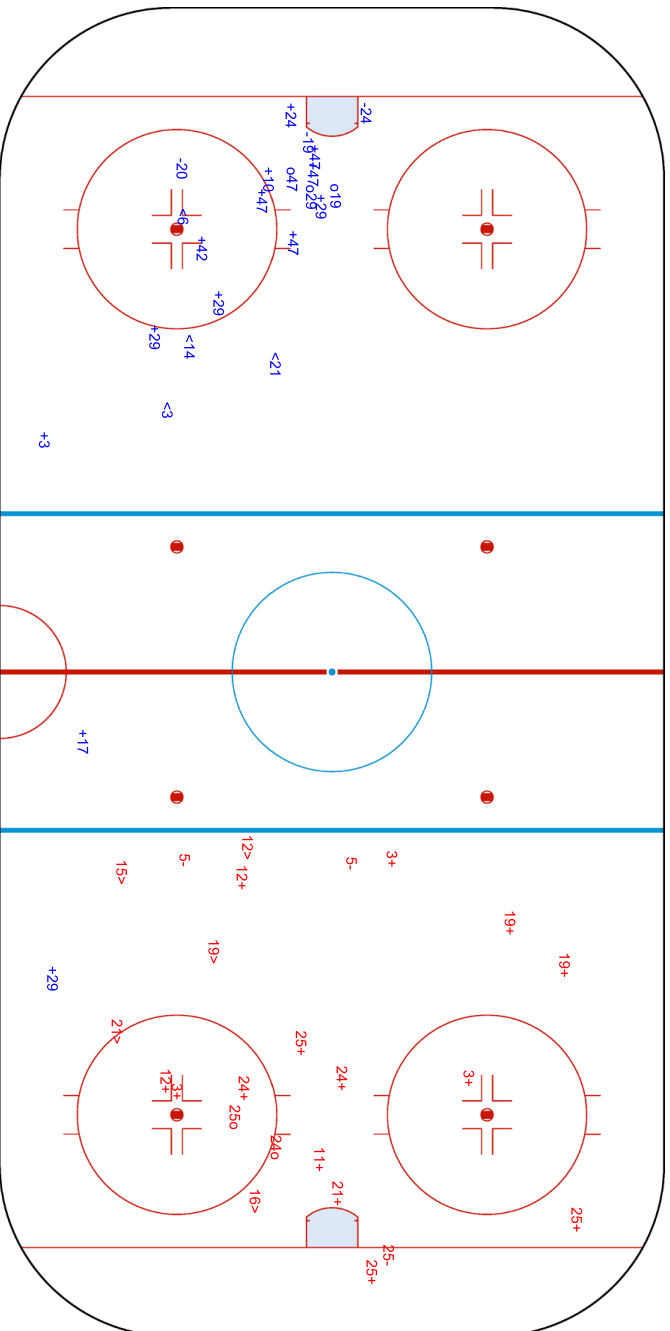


Shots by CAN
Goals (0): 3
SSP (-): 4
SSG (+): 13
SPG (-): 3

Shots by USA
Goals (0): 2
SSP (-): 5
SSG (+): 14
SPG (-): 3

029
047019
GK 35 of USA

025
024
GK 35 of CAN



HOWTEAM6-----GPA-000900--_77A V3.0
OMEGA

Report Created TUE 8 FEB 2022 14:21
ATOS



Wukesong Sports Centre
 五棵松体育中心
 Centre sportif de Wukesong

TUE 8 FEB 2022
 Start Time 12:10



Ice Hockey
 冰球 / Hockey sur glace
Women
 女子 / Femmes

Preliminary round - Group A, Game 17

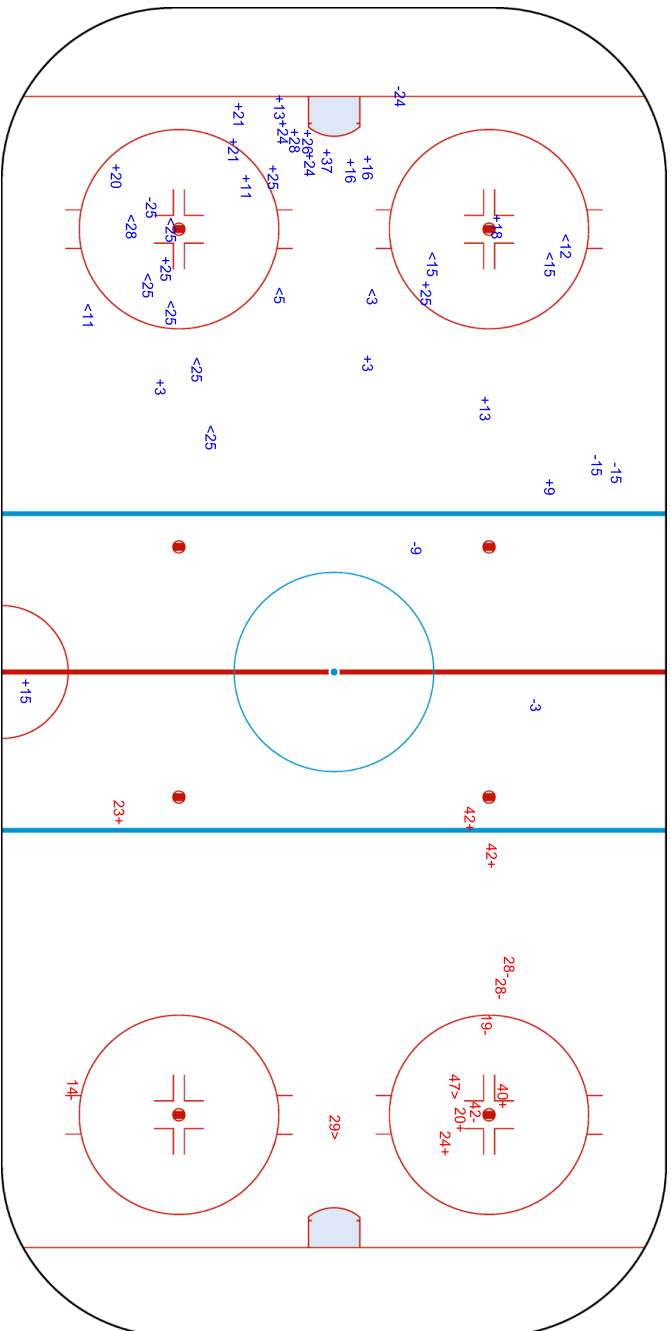
小组赛轮次 - A组, 比赛 17 / Tour préliminaire - Groupe A, Match 17

Shots by USA
 Goals (0): 0
 SSP (-): 12
 SSG (+): 21
 SPG (-): 6

Shots by CAN
 Goals (0): 0
 SSP (-): 2
 SSG (+): 6
 SPG (-): 5

GK 35 of CAN

GK 35 of USA



Legend:	Goalkeeper	SPG	Shots past goal	SSG	Shots saved by goalkeeper	SSP	Shots saved by player
GK							





Face-off Chart

争球表 / Statistiques des mises en jeu

USA - CAN

1st PERIOD

	USA		CAN		USA		CAN		USA		CAN	
	Def. zone	Att. zone	Neutral zone	Neutral zone	Att. zone	Def. zone	Att. zone	Def. zone	Att. zone	Def. zone	Att. zone	
	- 18	+ 10	- 20	+ 29	- 12	+ 29						
	- 20	+ 19	+ 11	- 40	- 12	+ 29						
	+ 11	- 10	+ 11	- 10	- 20	+ 29						
	+ 25	- 29	+ 20	- 29	+ 11	- 40						
	+ 18	- 29	- 18	+ 29	- 12	+ 40						
			- 12	+ 40	+ 11	- 29						
					+ 18	- 19						
					+ 11	- 40						
					+ 12	- 10						
					+ 12	- 40						
Total wins / period	3 / 60%	2 / 40%	3 / 50%	3 / 50%	6 / 60%	4 / 40%	Total wins all zones		12 / 57%	9 / 43%		

2nd PERIOD

	USA		CAN		USA		CAN		USA		CAN	
	Def. zone	Att. zone	Neutral zone	Neutral zone	Att. zone	Def. zone	Att. zone	Def. zone	Att. zone	Def. zone	Att. zone	
	+ 11	- 10	- 20	+ 29	- 12	+ 40						
	- 20	+ 29	- 18	+ 40	+ 20	- 40						
	- 18	+ 10	- 12	+ 29	- 20	+ 19						
	+ 18	- 40	- 20	+ 40	- 20	+ 40						
	+ 20	- 20	+ 20	- 40	+ 11	- 40						
			+ 18	- 40	- 20	+ 29						
			+ 20	- 40	- 18	+ 40						
Total wins / period	3 / 60%	2 / 40%	3 / 43%	4 / 57%	2 / 29%	5 / 71%	Total wins all zones		8 / 42%	11 / 58%		

3rd PERIOD

	USA		CAN		USA		CAN		USA		CAN	
	Def. zone	Att. zone	Neutral zone	Neutral zone	Att. zone	Def. zone	Att. zone	Def. zone	Att. zone	Def. zone	Att. zone	
	- 20	+ 29	+ 20	- 29	- 18	+ 40						
	+ 18	- 29	+ 11	- 10	+ 18	- 10						
	- 12	+ 10	- 12	+ 10	- 20	+ 40						
	+ 11	- 29			- 25	+ 29						
	+ 20	- 40			+ 11	- 29						
	+ 11	- 10			+ 20	- 40						
	- 20	+ 29			- 18	+ 19						
					- 12	+ 40						
					- 20	+ 19						
					- 11	+ 27						
					- 20	+ 29						
Total wins / period	4 / 57%	3 / 43%	2 / 67%	1 / 33%	3 / 27%	8 / 73%	Total wins all zones		9 / 43%	12 / 57%		

TOTAL



Total wins / game	USA	CAN	USA	CAN	USA	CAN	Total wins all zones	
	Def. zone	Att. zone	Neutral zone		Att. zone	Def. zone	USA	CAN
	10 / 59%	7 / 41%	8 / 50%	8 / 50%	11 / 39%	17 / 61%	29 / 48%	32 / 52%

HEAD TO HEAD

No.	CAN						Tot.	wins USA	Dz	Nz	Az		
	10	19	20	27	29	40							
USA	11	5 - 0			0 - 1	3 - 0	4 - 0	13	12 92%	4 100%	3 100%	5 83%	
	12	1 - 2				0 - 3	1 - 4	11	2 18%	0 0%	0 0%	2 29%	
	18	1 - 2	1 - 1			2 - 1	2 - 3	13	6 46%	3 60%	1 33%	2 40%	
	20		0 - 3	1 - 0			2 - 8	5 - 3	22	8 36%	2 33%	4 57%	2 22%
	25					1 - 1			2	1 50%	1 100%		0 0%
Tot.	11	5	1	1	21	22	61	29 48%	10 59%	8 50%	11 39%		
wins CAN	4 36%	4 80%	0 0%	1 100%	13 62%	10 45%	32 52%						
Dz	0 0%	3 75%		1 100%	6 75%	7 54%	17 61%						
Nz	1 33%				4 67%	3 43%	8 50%						
Az	3 50%	1 100%	0 0%		3 43%	0 0%	7 41%						

Legend:

Az Attacking zone **Dz** Defending zone **No.** Jersey number **Nz** Neutral zone **Tot.** Total face-offs played



Line-Ups

阵容 / Composition des équipes

JPN - CZE

Referees

99 ABROSIMOVA Daria (RUS) , 84 ERMAK Daria (RUS)

Linespersons

68 LINNEK Lisa (GER) , 52 SAINIO Linnea (FIN)

Goalkeepers

Team: JPN

No. Name

1 FUJIMOTO Nana
30 KONISHI Akane

Team Line-ups

Team: JPN (Black)

No. Pos. Name

3 D	SHIGA Aoi
4 D	TOKO Ayaka +A
14 F	TOKO Haruka
15 F	UKITA Rui
16 F	SHIGA Akane

2 D	KOIKE Shiori
8 D	HOSOYAMADA Akane +A
10 F	YONEYAMA Haruna
21 F	KUBO Hanae
23 F	YAMASHITA Hikaru

6 D	SUZUKI Sena
7 D	KAWASHIMA Yukiko
12 F	OSAWA Chiho +C
18 F	TAKA Suzuka
27 F	KOYAMA Remi

28 D	YAMASHITA Shiori
11 F	MIURA Mei
13 F	FUJIMOTO Moeko
19 F	OTAKI Chika
22 F	SHISHIUCHI Miho

Head Coach: IIZUKA Yuji

NOT DRESSED:

20 GK MASUHARA Miyuu

Team: CZE

No. Name

1 SVEJDOVA Viktorie
29 PESLAROVA Klara

Team: CZE (White)

No. Pos. Name

2 D	TEJRALOVA Aneta
17 D	HORALKOVA Pavlina
9 F	MILLS Alena +C
12 F	HYMLAROVA Klara
26 F	PRIBYLOVA Vendula

5 D	KOLOWRATOVA Samantha Ahn +A
24 D	CAJANOVA Sara
16 F	MRAZOVA Katerina +A
19 F	MLYNKOVA Natalie
28 F	NEUBAUEROVA Noemi

4 D	PEJSOVA Daniela
14 D	LASKOVA Dominika
10 F	KRIZOVA Denisa
18 F	PEJZLOVA Michaela
21 F	VANISOVA Tereza

27 D	RADOVA Tereza
7 F	SERDAR Lenka
15 F	LEDLOVA Aneta
23 F	BUKOLSKA Katerina
25 F	PATKOVA Kristyna

Head Coach: PACINA Tomas

NOT DRESSED:

30 GK ZECHOVSKA Katerina

Legend:

+A	Assistant Captain	+C	Captain	D	Defender	F	Forward
No.	Jersey number	Pos.	Position				



Graphical Line-ups
阵容图 / Alignments

JPN - CZE

Referees

99 ABROSIMOVA Daria (RUS) , 84 ERMAK Daria (RUS)

Linespersons

68 LINNEK Lisa (GER) , 52 SAINIO Linnea (FIN)

Team: JPN - Japan (Black)

Head Coach: IIZUKA Yuji

S1 1 FUJIMOTO Nana		
30 KONISHI Akane		
S2 3 SHIGA Aoi	S3 4 TOKO Ayaka +A	
S5 15 UKITA Rui	S4 14 TOKO Haruka	S6 16 SHIGA Akane
2 KOIKE Shiori		8 HOSOYAMADA Akane +A
23 YAMASHITA Hikaru	10 YONEYAMA Haruna	21 KUBO Hanae
7 KAWASHIMA Yukiko		6 SUZUKI Sena
27 KOYAMA Remi	18 TAKA Suzuka	12 OSAWA Chiho +C
28 YAMASHITA Shiori		19 OTAKI Chika
22 SHISHIUCHI Miho	13 FUJIMOTO Moeko	11 MIURA Mei

Team: CZE - Czech Republic (White)

Head Coach: PACINA Tomas

S1 29 PESLAROVA Klara		
1 SVEJDOVA Viktorie		
S2 2 TEJRALOVA Aneta	S3 17 HORALKOVA Pavlina	
S6 26 PRIBYLOVA Vendula	S4 9 MILLS Alena +C	S5 12 HYMLAROVA Klara
24 CAJANOVA Sara		5 KOLOWRATOVA Samantha Ahn +A
19 MLYNKOVA Natalie	16 MRAZOVA Katerina +A	28 NEUBAUEROVA Noemi
4 PEJSOVA Daniela		14 LASKOVA Dominika
10 KRIZOVA Denisa	18 PEJZLOVA Michaela	21 VANISOVA Tereza
27 RADOVA Tereza		25 PATKOVA Kristyna
23 BUKOLSKA Katerina	7 SERDAR Lenka	15 LEDLOVA Aneta

Legend:

+A Assistant Captain **+C** Captain **Sn** Starting position



Game Summary

比赛总结 / Résumé du match

REVISED
8 FEB 19:05

JPN - CZE 3 - 2 (1 - 0, 0 - 1, 1 - 1, 0 - 0, 1 - 0)

Spectators	Referees	Linespersons
638	99 ABROSIMOVA Daria (RUS) , 84 ERMAK Daria (RUS)	68 LINNEK Lisa (GER) , 52 SAINIO Linnea (FIN)

Team Statistics

Period	Score	SVS	SOG	PIM	TPP	PPG	SHG
1	1 : 0	12 : 9	10 : 12	2 : 2	00:26 : 02:00	1 : 0	0 : 0
2	0 : 1	8 : 7	7 : 9	2 : 6	03:38 : 02:00	0 : 0	0 : 0
3	1 : 1	11 : 4	5 : 12	2 : 2	02:23 : 02:00	1 : 0	0 : 0
OT	0 : 0	5 : 2	2 : 5	0 : 0	00:00 : 00:00	0 : 0	0 : 0
PSS	1 : 0	0 : 0	1 : 0	0 : 0	00:00 : 00:00	0 : 0	0 : 0
Total	3 : 2	36 : 22	25 : 38	6 : 10	06:27 : 06:00	2 : 0	0 : 0

1st Period

Action	Time	ET/Res	Team	Type	No.	Name	(G)	Name of Assistant(s) / Action Description
GK	00:00		CZE		29	PESLAROVA K		- Goalkeeper in
GK	00:00		JPN		1	FUJIMOTO N		- Goalkeeper in
Penalty	03:34	04:00	CZE	2 min.	16	MRAZOVA K		- Interference
Goal	04:00	1 : 0	JPN	PP1	14	TOKO H	(2)	3 SHIGA A On Ice JPN 1 3 4 14 16 21 4 TOKO A CZE 29 2 17 19 28 *
Penalty	16:55	18:55	JPN	2 min.	12	OSAWA C		- Cross-Checking

2nd Period

Action	Time	ET/Res	Team	Type	No.	Name	(G)	Name of Assistant(s) / Action Description
Penalty	21:42	23:42	JPN	2 min.	21	KUBO H		- Tripping
Goal	26:09	1 : 1	CZE	EQ	10	KRIZOVA D	(2)	21 VANISOVA T On Ice JPN 1 6 7 12 18 27 CZE 29 10 16 18 21 24
Penalty	32:36	34:36	CZE	2 min.	28	NEUBAUEROVA N		- Slashing
Penalty	38:22	40:22	CZE	2 min.	14	LASKOVA D		- Closing hand on puck
Penalty	39:05	40:23	CZE	2 min.	2	TEJRALOVA A		- Illegal Hit

3rd Period

Action	Time	ET/Res	Team	Type	No.	Name	(G)	Name of Assistant(s) / Action Description
Goal	40:23	2 : 1	JPN	PP1	14	TOKO H	(3)	21 KUBO H On Ice JPN 1 3 4 14 16 21 4 TOKO A CZE 29 9 14 24 26 *
Goal	45:53	2 : 2	CZE	EQ	19	MLYNKOVA N	(1)	On Ice JPN 1 2 8 12 18 27 CZE 29 4 14 16 19 28
Penalty	50:25	52:25	JPN	2 min.	4	TOKO A		- Tripping
Penalty	52:28	54:28	CZE	2 min.	21	VANISOVA T		- Tripping

Overtime

No game actions in this period

Action	Time	ET/Res	Team	Type	No.	Name	(G)	Name of Assistant(s) / Action Description
GK	65:00		JPN					1 FUJIMOTO N - Goalkeeper out
GK	65:00		CZE					29 PESLAROVA K - Goalkeeper out

Penalty-Shot Shootout

Action	Time	Result	Team	No.	Name	(G)	Action Description	Goalkeeper
		0 : 0	JPN	15	UKITA R		- Saved by the goalkeeper	29 PESLAROVA K (CZE)
		0 : 0	CZE	25	PATKOVA K		- Saved by the goalkeeper	1 FUJIMOTO N (JPN)
		1 : 0	JPN	21	KUBO H		- Scored	29 PESLAROVA K (CZE)
		1 : 0	CZE	10	KRIZOVA D		- Missed (left)	1 FUJIMOTO N (JPN)
		1 : 0	JPN	27	KOYAMA R		- Saved by the goalkeeper	29 PESLAROVA K (CZE)
		1 : 0	CZE	18	PEJZLOVA M		- Saved by the goalkeeper	1 FUJIMOTO N (JPN)
		1 : 0	JPN	14	TOKO H		- Saved by the goalkeeper	29 PESLAROVA K (CZE)
		1 : 0	CZE	16	MRAZOVA K		- Saved by the goalkeeper	1 FUJIMOTO N (JPN)
		1 : 0	JPN	16	SHIGA A		- Saved by the goalkeeper	29 PESLAROVA K (CZE)



Action	Time	Result	Team	No.	Name	(G)	Action Description	Goalkeeper
		1 : 0	CZE	9	MILLS A		- Saved by the goalkeeper	1 FUJIMOTO N (JPN)
GWG	65:00	1 : 0	JPN	21	KUBO H			

Goalkeeper Records

Team : JPN - Japan

Team : CZE - Czech Republic

No.	Name	SOG	SVS	MIP
1	FUJIMOTO Nana	38	36	65:00
30	KONISHI Akane			

No.	Name	SOG	SVS	MIP
29	PESLAROVA Klara	24	22	65:00
1	SVEJDOVA Viktorie			

Game Statistics

Team : JPN (Black)

Head Coach : IIZUKA Yuji

No.	Pos.	Name	G	A	P	PIM	FO+	FO-	FO+/-	FO%	Shots on Goal				+/-	Time on Ice							
											1	2	3	OT		TS	1	2	3	OT	TOT	SHF	AVG
3	D	SHIGA Aoi	0	1	1	0	0	0	0	0.00	2	1	0	0	3	0	9:10	9:48	10:44	0:27	30:09	37	0:48
4	D	TOKO Ayaka +A	0	2	2	2	0	0	0	0.00	0	0	0	0	0	0	9:03	12:29	10:12	2:22	34:06	38	0:53
14	F	TOKO Haruka	2	0	2	0	14	9	5	60.87	2	0	3	0	5	0	7:56	8:13	8:06	2:19	26:34	31	0:51
15	F	UKITA Rui	0	0	0	0	0	0	0	0.00	0	0	0	0	0	0	7:58	6:45	9:29	2:16	26:28	30	0:52
16	F	SHIGA Akane	0	0	0	0	0	0	0	0.00	2	2	0	0	4	0	8:09	9:47	6:44	1:26	26:06	31	0:50
2	D	KOIKE Shiori	0	0	0	0	0	0	0	0.00	0	0	0	1	1	-1	6:15	6:07	9:25	0:49	22:36	32	0:42
8	D	HOSYOYAMADA Akane +A	0	0	0	0	0	0	0	0.00	1	0	0	1	2	-1	5:09	8:54	8:29	1:16	23:48	30	0:47
10	F	YONEYAMA Haruna	0	0	0	0	7	9	-2	43.75	1	0	0	0	1	0	5:39	7:25	6:10	1:24	20:38	28	0:44
21	F	KUBO Hanae	0	1	1	2	0	0	0	0.00	0	2	0	0	2	0	4:26	4:37	3:59	0:00	13:02	17	0:46
23	F	YAMASHITA Hikaru	0	0	0	0	0	0	0	0.00	0	1	0	0	1	0	4:35	6:05	5:37	0:00	16:17	22	0:44
6	D	SUZUKI Sena	0	0	0	0	0	0	0	0.00	0	0	0	0	0	-1	5:04	1:15	0:08	0:00	6:27	9	0:43
7	D	KAWASHIMA Yukiko	0	0	0	0	0	0	0	0.00	0	0	0	0	0	-1	4:43	1:07	0:31	0:00	6:21	10	0:38
12	F	OSAWA Chiho +C	0	0	0	2	0	0	0	0.00	0	0	1	0	1	-2	6:08	4:49	6:02	1:14	18:13	23	0:47
18	F	TAKA Suzuka	0	0	0	0	5	4	1	55.56	2	0	1	0	3	-2	6:02	4:37	5:33	1:12	17:24	23	0:45
27	F	KOYAMA Remi	0	0	0	0	0	0	0	0.00	0	0	0	0	0	-2	5:32	3:23	3:28	0:00	12:23	17	0:43
11	F	MIURA Mei	0	0	0	0	0	0	0	0.00	0	0	0	0	0	0	0:00	0:00	0:00	0:00	0:00	0	0:00
13	F	FUJIMOTO Moeko	0	0	0	0	0	0	0	0.00	0	0	0	0	0	0	0:00	0:00	0:00	0:00	0:00	0	0:00
19	F	OTAKI Chika	0	0	0	0	0	0	0	0.00	0	1	0	0	1	0	0:51	2:11	2:18	0:00	5:20	7	0:45
22	F	SHISHIUCHI Miho	0	0	0	0	0	0	0	0.00	0	0	0	0	0	0	0:00	0:00	0:00	0:00	0:00	0	0:00
28	D	YAMASHITA Shiori	0	0	0	0	0	0	0	0.00	0	0	0	0	0	0	0:00	0:00	0:00	0:00	0:00	0	0:00
1	GK	FUJIMOTO Nana	0	0	0	0					0	0	0	0	0								
30	GK	KONISHI Akane	0	0	0	0					0	0	0	0	0								
Total			2	4	6	6	26	22	4	54.17	10	7	5	2	24								

Team : CZE (White)

Head Coach : PACINA Tomas

No.	Pos.	Name	G	A	P	PIM	FO+	FO-	FO+/-	FO%	Shots on Goal				+/-	Time on Ice							
											1	2	3	OT		TS	1	2	3	OT	TOT	SHF	AVG
2	D	TEJRALOVA Aneta	0	0	0	2	0	0	0	0.00	0	0	1	2	3	0	7:43	6:55	7:23	2:01	24:02	26	0:55
9	F	MILLS Alena +C	0	0	0	0	4	4	0	50.00	0	0	0	1	1	0	5:54	3:51	4:06	0:51	14:42	18	0:49
12	F	HYMLAROVA Klara	0	0	0	0	1	1	0	50.00	1	0	0	0	1	0	3:53	0:00	0:00	0:00	3:53	5	0:46
17	D	HORALKOVA Pavlina	0	0	0	0	0	0	0	0.00	2	0	2	0	4	0	7:33	6:55	5:39	0:00	20:07	24	0:50
26	F	PRIBYLOVA Vendula	0	0	0	0	3	2	1	60.00	0	0	1	0	1	0	4:44	3:50	5:14	0:36	14:24	17	0:50
5	D	KOLOWRATOVA Samantha Ahn +A	0	0	0	0	0	0	0	0.00	0	0	0	0	0	0	3:16	3:29	2:59	0:00	9:44	14	0:41
16	F	MRAZOVA Katerina +A	0	0	0	2	6	7	-1	46.15	0	1	0	1	2	+2	4:04	5:45	7:58	1:56	19:43	25	0:47
19	F	MLYNKOVA Natalie	1	0	1	0	0	0	0	0.00	0	0	2	0	2	+1	5:02	6:11	7:27	2:05	20:45	24	0:51
24	D	CAJANOVA Sara	0	0	0	0	0	0	0	0.00	0	1	2	1	4	+1	5:26	7:27	6:34	1:25	20:52	23	0:54
28	F	NEUBAUEROVA Noemi	0	0	0	2	0	1	-1	0.00	1	1	0	0	2	+1	4:21	3:40	5:24	0:32	13:57	19	0:44
4	D	PEJSOVA Daniela	0	0	0	0	0	0	0	0.00	0	1	0	0	1	+1	6:31	5:22	5:30	0:54	18:17	21	0:52
10	F	KRIZOVA Denisa	1	0	1	0	0	0	0	0.00	1	2	3	0	6	+1	5:23	6:16	7:46	1:38	21:03	24	0:52
14	D	LASKOVA Dominika	0	0	0	2	0	0	0	0.00	1	1	0	0	2	+1	6:38	5:53	6:45	0:29	19:45	24	0:49
18	F	PEJZLOVA Michaela	0	0	0	0	4	6	-2	40.00	0	0	0	0	0	+1	4:38	5:59	5:27	0:32	16:36	19	0:52
21	F	VANISOVA Tereza	0	1	1	2	1	3	-2	25.00	0	1	1	0	2	+1	5:40	7:18	9:12	1:45	23:55	25	0:57



Head Coach : PACINA Tomas										Shots on Goal				Time on Ice									
No.	Pos.	Name	G	A	P	PIM	FO+	FO-	FO+/-	FO%	1	2	3	OT	TS	+/-	1	2	3	OT	TOT	SHF	AVG
7	F	SERDAR Lenka	0	0	0	0	3	2	1	60.00	3	0	0	0	3	0	4:52	2:38	1:04	0:00	8:34	11	0:46
15	F	LEDLOVA Aneta	0	0	0	0	0	0	0	0.00	2	0	0	0	2	0	4:15	3:03	1:12	0:00	8:30	11	0:46
23	F	BUKOLSKA Katerina	0	0	0	0	0	0	0	0.00	1	0	0	0	1	0	4:37	3:42	1:23	0:00	9:42	11	0:52
25	F	PATKOVA Kristyna	0	0	0	0	0	0	0	0.00	0	0	0	0	0	0	1:33	3:43	2:26	0:00	7:42	8	0:57
27	D	RADOVA Tereza	0	0	0	0	0	0	0	0.00	0	1	0	0	1	0	2:18	2:42	2:13	0:00	7:13	11	0:39
1	GK	SVEJDOVA Viktorie	0	0	0	0					0	0	0	0	0								
29	GK	PESLAROVA Klara	0	0	0	0					0	0	0	0	0								
Total			2	1	3	10	22	26	-4	45.83	12	9	12	5	38								

Group B

R	Team	GP	W	OTW	OTL	L	GDF	GF:GA	PTS
1	JPN	4	2	1	1	0	+6	13 : 7	9
2	CZE	4	2	0	1	1	+2	10 : 8	7
3	CHN	4	1	1	0	2	0	7 : 7	5
4	SWE	3	1	0	0	2	-3	4 : 7	3
5	DEN	3	1	0	0	2	-5	6 : 11	3

	CHN	CZE	DEN	JPN	SWE
CHN	*****	1:3	3:1	2:1	1:2
CZE	3:1	*****	2:3	2:3	3:1
DEN	1:3	3:2	*****	2:6	TUE 08 FEB 21:10
JPN	1:2	3:2	6:2	*****	3:1
SWE	2:1	1:3	TUE 08 FEB 21:10	1:3	*****

Legend:

(G) Goals in tournament	* Does not count for Plus/minus	+/- Plus/minus net	+A Assistant Captain
+C Captain	A Assists	AVG Average time on ice / shift	D Defender
EQ Equal strength	ET/Res Penalty end time/Result of game	F Forward	FO% Face-offs won as percentage
FO+ Face-offs won	FO- Face-offs lost	FO+/- Face-offs net	G Goals
GA Goals against	GDF Goal difference	GF Goals for	GK Goalkeeper
GP Games played	GWG Game winning goal	L Losses	MIP Minutes in play (GK)
No. Jersey number	OT Overtime	OTL Overtime losses	OTW Overtime wins
P Points	PIM Penalties in minutes	Pos. Position	PP1 Power play - 1 player
PPG Power play goals	PSS Penalty-Shot Shootout	PTS Points	R Rank
SHF Number of shifts	SHG Shorthanded goals	SOG Shots on goal	SVS Saves
TOT Total	TPP Time on power play	TS Total shots	W Wins

REVISED

Revised to add number of attendance.



Wukesong Sports Centre
五棵松体育中心
Centre sportif de Wukesong

TUE 8 FEB 2022
Start Time 16:40

Ice Hockey
冰球 / Hockey sur glace

Women

女子 / Femmes

Preliminary round - Group B, Game 18

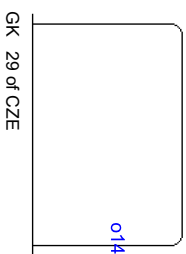
小组赛轮次 - B组, 比赛 18 / Tour préliminaire - Groupe B, Match 18



Shot Chart
射门表 / Analyse des tirs
JPN - CZE

Shots by JPN
Goals (G): 1
SSP (<): 1

SSG (+): 9
SPG (-): 0

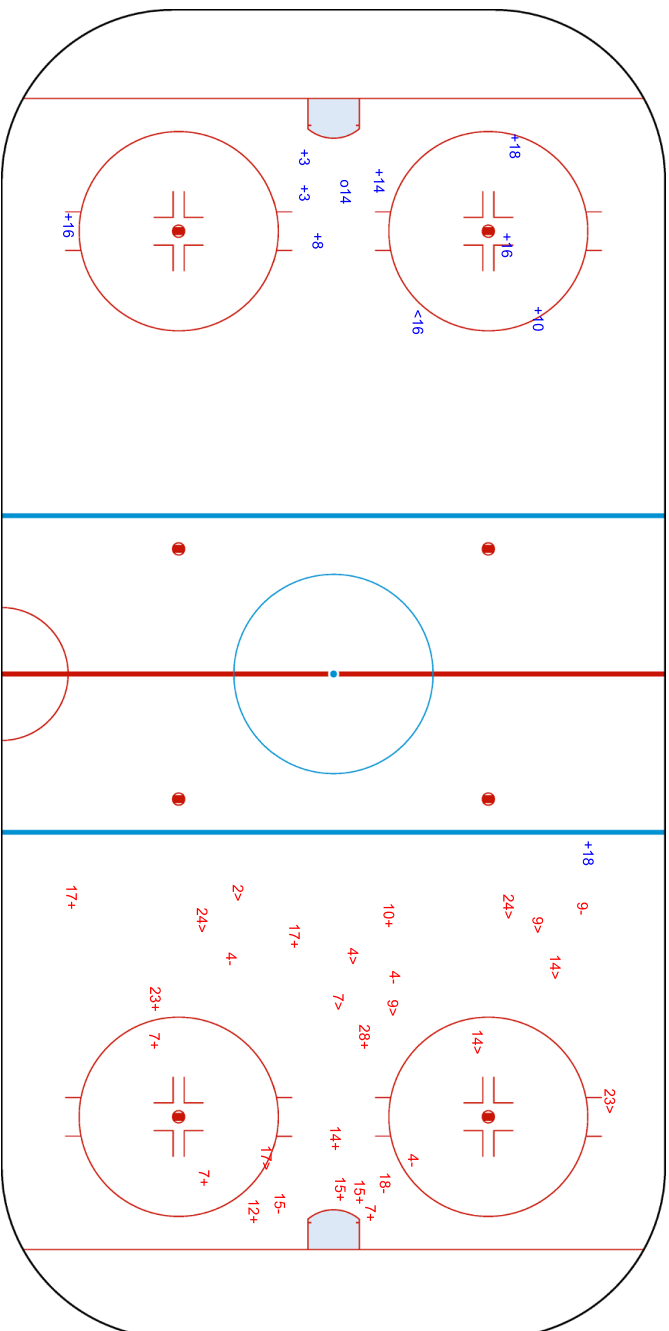
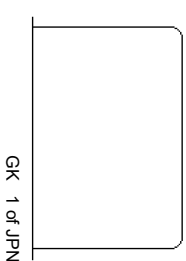


1st Period



Shots by CZE
Goals (G): 0
SSP (>): 11

SSG (+): 12
SPG (-): 6





Wukesong Sports Centre
 五棵松体育中心
 Centre sportif de Wukesong
TUE 8 FEB 2022
 Start Time 16:40



Ice Hockey
 冰球 / Hockey sur glace
Women
 女子 / Femmes
Preliminary round - Group B, Game 18
 小组赛轮次 - B组, 比赛 18 / Tour préliminaire - Groupe B, Match 18

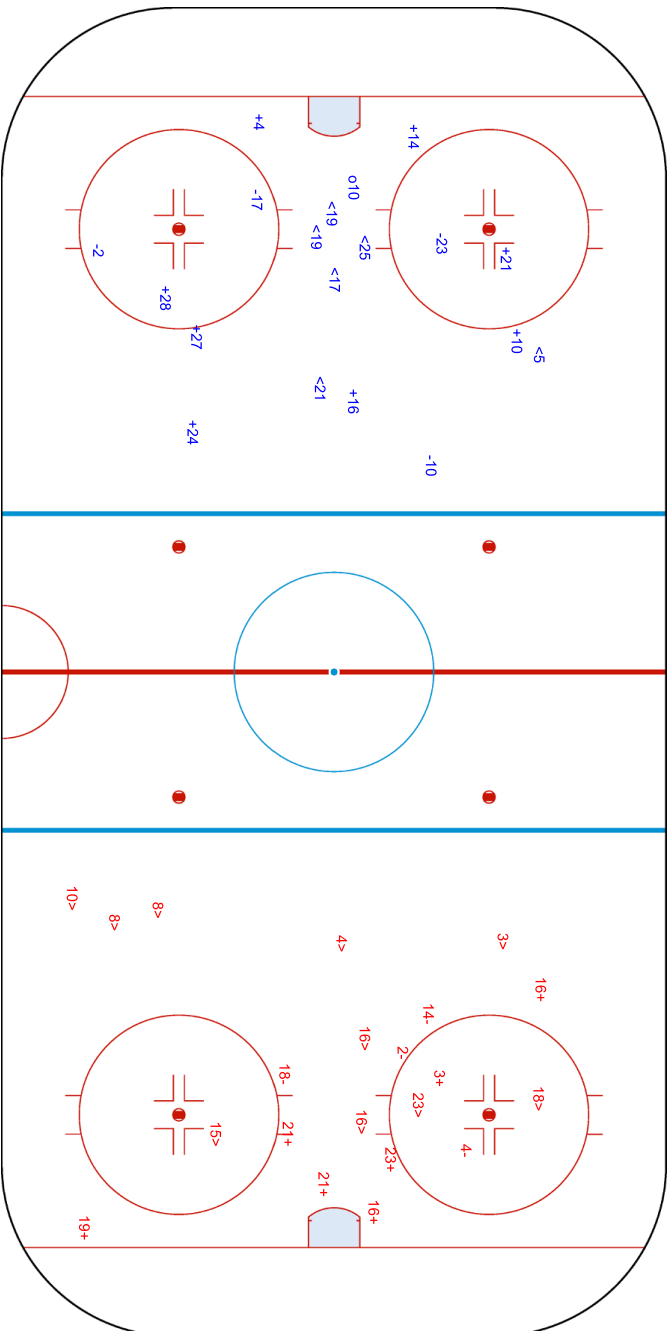
Shots by CZE
 Goals (0): 1
 SSP (-): 6
 SSG (+): 8
 SPG (-): 4

Shots by JPN
 Goals (0): 0
 SSP (-): 10
 SSG (+): 7
 SPG (-): 4

GK 1 of JPN

010

GK 29 of CZE





Wukesong Sports Centre
 五棵松体育中心
 Centre sportif de Wukesong

BEIJING 2022
TUE 8 FEB 2022
 Start Time 16:40

Ice Hockey
 冰球 / Hockey sur glace

Women
 女子 / Femmes

Preliminary round - Group B, Game 18

小组赛轮次 - B组, 比赛 18 / Tour préliminaire - Groupe B, Match 18

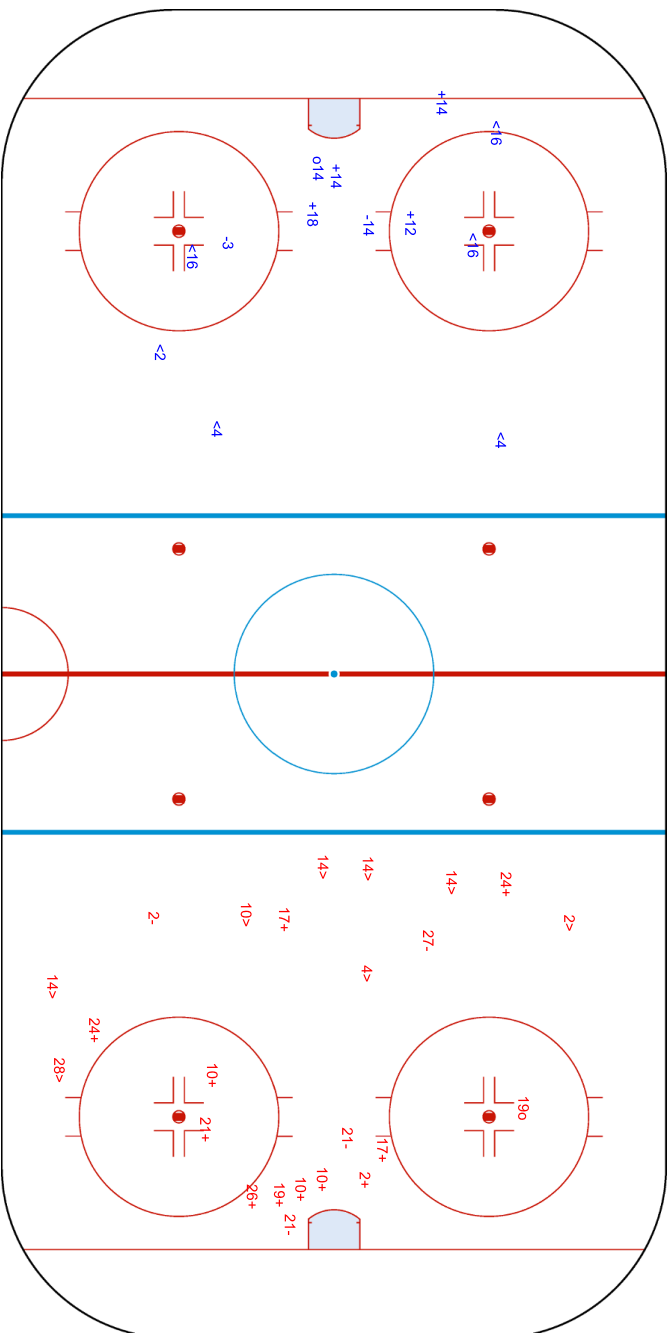


Shots by JPN
 Goals (0): 1
 SSP (-): 6
 SSG (+): 4
 SPG (-): 2

Shots by CZE
 Goals (0): 1
 SSP (-): 8
 SSG (+): 11
 SPG (-): 4

GK 29 of CZE

GK 1 of JPN





BEIJING 2022™

TUE 8 FEB 2022
Start Time 16:40

Wukesong Sports Centre
五棵松体育中心
Centre sportif de Wukesong

Ice Hockey
冰球 / Hockey sur glace

Women

女子 / Femmes

Preliminary round - Group B, Game 18

小组赛轮次 - B组, 比赛 18 / Tour préliminaire - Groupe B, Match 18



Shots by JPN
Goals (G): 0
SSP (-): 0

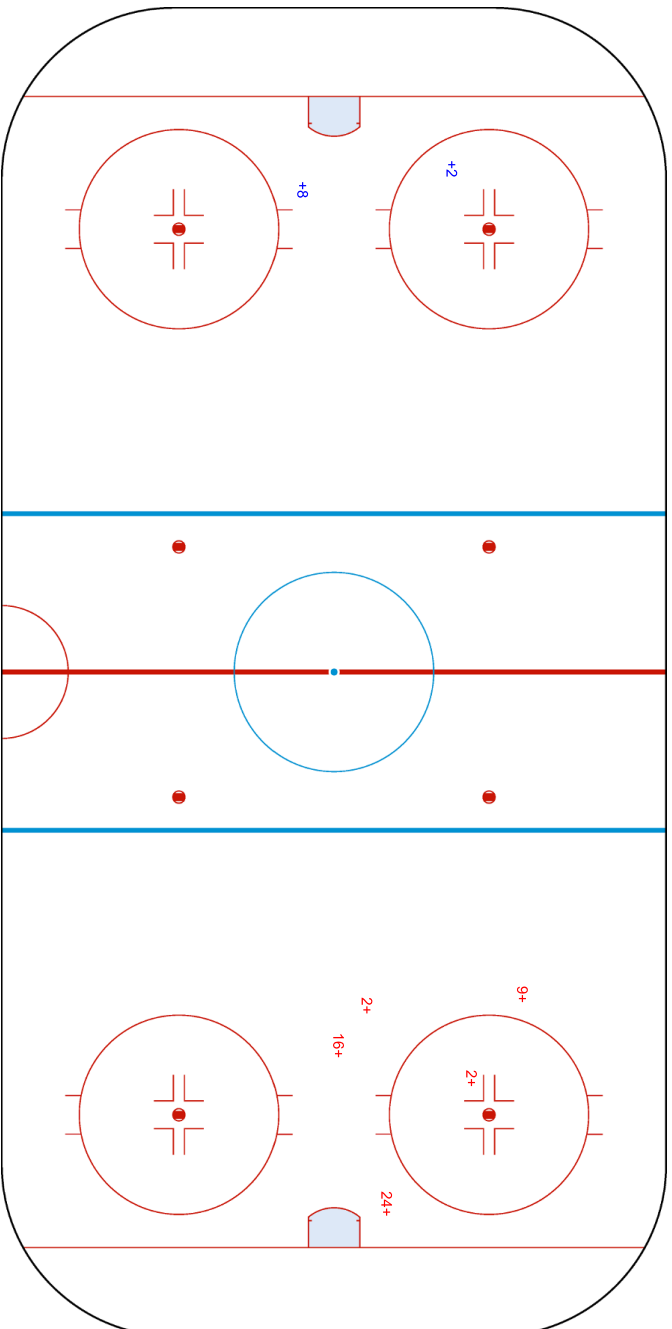
Shots by CZE
Goals (G): 0
SSP (-): 0

SSG (+): 2
SPG (-): 0

SSG (+): 5
SPG (-): 0

GK 29 of CZE

GK 1 of JPN



Legend:	GK	Goalkeeper	SPG	Shots past goal	SSG	Shots saved by goalkeeper	SSP	Shots saved by player
---------	----	------------	-----	-----------------	-----	---------------------------	-----	-----------------------

IHOWTEAM6-----GPB-000900--_77A v5.0

Report Created TUE 8 FEB 2022 19:01





Face-off Chart

争球表 / Statistiques des mises en jeu

JPN - CZE

1st PERIOD

	JPN		CZE		JPN		CZE		JPN		CZE		Total wins all zones
	Def. zone	Att. zone	Neutral zone	Neutral zone	Att. zone	Def. zone	Att. zone	Def. zone	Att. zone	Def. zone			
	- 14	+ 16	+ 14	- 9	+ 14	- 28			+ 14	- 16			
	- 14	+ 12	- 10	+ 16	+ 14	- 16							
	- 10	+ 7	- 10	+ 18									
	+ 18	- 9	+ 10	- 18									
	+ 18	- 12											
	- 18	+ 7											
	+ 18	- 26											
	+ 14	- 26											
	- 14	+ 7											
Total wins / period	4 / 44%	5 / 56%	2 / 50%	2 / 50%	2 / 100%	0 / 0%	Total wins all zones		8 / 53%	7 / 47%			

2nd PERIOD

	JPN		CZE		JPN		CZE		JPN		CZE		Total wins all zones
	Def. zone	Att. zone	Neutral zone	Neutral zone	Att. zone	Def. zone	Att. zone	Def. zone	Att. zone	Def. zone			
	- 18	+ 26	+ 14	- 16	- 10	+ 18			+ 18	- 18			
	+ 14	- 7	+ 14	- 7	+ 18	- 18			- 14	+ 18			
	- 18	+ 9	+ 10	- 16	- 14	+ 18			- 10	+ 26			
	+ 10	- 18	- 10	+ 18	+ 14	- 21			+ 14	- 9			
	+ 14	- 18	+ 18	- 9	+ 14	- 9			+ 14	- 16			
			- 14	+ 9	+ 10	- 16							
Total wins / period	3 / 60%	2 / 40%	4 / 67%	2 / 33%	4 / 57%	3 / 43%	Total wins all zones		11 / 61%	7 / 39%			

3rd PERIOD

	JPN		CZE		JPN		CZE		JPN		CZE		Total wins all zones
	Def. zone	Att. zone	Neutral zone	Neutral zone	Att. zone	Def. zone	Att. zone	Def. zone	Att. zone	Def. zone			
	+ 10	- 18	- 14	+ 9	- 10	+ 16							
	- 18	+ 16	- 14	+ 16	- 14	+ 9							
	+ 10	- 16	+ 14	- 18	+ 14	- 16							
	+ 14	- 16											
	- 10	+ 26											
Total wins / period	3 / 60%	2 / 40%	1 / 33%	2 / 67%	1 / 33%	2 / 67%	Total wins all zones		5 / 45%	6 / 55%			

OVERTIME

	JPN		CZE		JPN		CZE		JPN		CZE		Total wins all zones
	Def. zone	Att. zone	Neutral zone	Neutral zone	Att. zone	Def. zone	Att. zone	Def. zone	Att. zone	Def. zone			
	- 14	+ 21	+ 14	- 21									
	- 10	+ 16	+ 10	- 21									
Total wins / period	0 / 0%	2 / 100%	2 / 100%	0 / 0%	Total wins all zones		2 / 50%	2 / 50%					



TOTAL

	JPN		CZE		JPN		CZE		Total wins all zones	
	Def. zone	Att. zone	Neutral zone		Att. zone	Def. zone	JPN	CZE		
Total wins / game	10 / 48%	11 / 52%	9 / 60%	6 / 40%	7 / 58%	5 / 42%	26 / 54%	22 / 46%		

HEAD TO HEAD

	No.	CZE								Tot.	wins JPN	Dz	Nz	Az
		7	9	12	16	18	21	26	28					
JPN	10	0 - 1			3 - 3	3 - 3	1 - 0	0 - 2		16	7 44%	3 50%	3 50%	1 25%
	14	2 - 1	2 - 3	0 - 1	4 - 2	2 - 1	2 - 1	1 - 0	1 - 0	23	14 61%	4 50%	5 63%	5 71%
	18	0 - 1	2 - 1	1 - 0	0 - 1	1 - 0		1 - 1		9	5 56%	3 43%	1 100%	1 100%
	Tot.	5	8	2	13	10	4	5	1	48	26 54%	10 48%	9 60%	7 58%
	wins CZE	3 60%	4 50%	1 50%	6 46%	4 40%	1 25%	3 60%	0 0%	22 46%				
	Dz		1 50%		1 25%	2 67%	0 0%	1 100%	0 0%	5 42%				
	Nz	0 0%	2 50%		2 50%	2 50%	0 0%			6 40%				
	Az	3 75%	1 50%	1 50%	3 60%	0 0%	1 100%	2 50%		11 52%				

Legend:

Az Attacking zone **Dz** Defending zone **No.** Jersey number **Nz** Neutral zone **Tot.** Total face-offs played



Line-Ups

阵容 / Composition des équipes

SWE - DEN

Referees

10 NURMI Anniina (FIN) , 8 RAPIN Chelsea (USA)

Linespersons

95 HAMMAR Anna (SWE) , 64 HEIKKINEN Jenni (FIN)

Goalkeepers

Team: SWE

No. Name

30 SODERBERG Emma
35 BOMAN Ida

Team Line-ups

Team: SWE (Yellow)

No. Pos. Name

10 D WAXIN Mina
12 D NYLEN-PERSSON Maja +A
11 F BOUVENG Josefin
25 F LJUNGBLOM Lina
28 F LOWENHIELM Michelle +C

5 D FALLMAN Johanna
9 D ADOLFSSON Jessica
17 F LUNDIN Sofie
24 F WIKNER-ZIENKIEWICZ Felizia
27 F NORDIN Emma

3 D KJELLBIN Anna +A
8 D BERGLUND Ebba
13 F MUREN Emma
16 F JOHANSSON Linnea
29 F CARLSSON Olivia

4 D ANDERSSON Linnea
15 F JOHANSSON Lisa
19 F HJALMARSSON Sara
22 F PETERSON Linn

Head Coach: LUNDBERG Uif

NOT DRESSED:

1 GK AKER Agnes
20 D BERGSTROM Paula

Team: DEN

No. Name

30 JENSEN Lisa
72 REPSTOCK-ROMME Cassandra

Team: DEN (Red)

No. Pos. Name

19 D ASPERUP Josephine
89 D FRANDBEN Malene +A
4 F GLUD Silke
8 F PERSSON Josefine
63 F JAKOBSEN Josefine +C

2 D MELBERG Kristine
87 D JACQUET Simone +A
14 F JENSEN Nicoline
21 F WEIS Michelle
50 F BAU Mia

11 D ANDERSEN Amalie
15 D REFSGAARD Amanda
18 F PETERS Maria
27 F FRIIS-HANSEN Lilli
80 F OSTERGAARD Julie

22 D SKOTT Sofie
13 F BRIX Michele
17 F SKRIVER Sofia
23 F OKSBJERG Julie
68 F RUSSELL Emma

Head Coach: ELANDER Peter

NOT DRESSED:

33 GK NORDSTROM Emma-Sofie

Legend:

+A	Assistant Captain	+C	Captain	D	Defender	F	Forward
No.	Jersey number	Pos.	Position				



Graphical Line-ups
阵容图 / Alignments

SWE - DEN

Referees

10 NURMI Anniina (FIN) , 8 RAPIN Chelsea (USA)

Linespersons

95 HAMMAR Anna (SWE) , 64 HEIKKINEN Jenni (FIN)

Team: SWE - Sweden (Yellow)

Head Coach: LUNDBERG Ulf

S1 30 SODERBERG Emma		
35 BOMAN Ida		
S2 10 WAXIN Mina	S3 12 NYLEN-PERSSON Maja +A	
S4 11 BOUVENG Josefin	S6 28 LOWENHJELM Michelle +C	S5 25 LJUNGBLOM Lina
9 ADOLFSSON Jessica		5 FALLMAN Johanna
17 LUNDIN Sofie	27 NORDIN Emma	24 WIKNER-ZIENKIEWICZ Felizia
8 BERGLUND Ebba		3 KJELLBIN Anna +A
13 MUREN Emma	16 JOHANSSON Linnea	29 CARLSSON Olivia
		4 ANDERSSON Linnea
15 JOHANSSON Lisa	19 HJALMARSSON Sara	22 PETERSON Linn

Team: DEN - Denmark (Red)

Head Coach: ELANDER Peter

S1 72 REPSTOCK-ROMME Cassandra		
30 JENSEN Lisa		
S2 19 ASPERUP Josephine	S3 89 FRANSEN Malene +A	
S5 8 PERSSON Josefine	S6 63 JAKOBSEN Josefine +C	S4 4 GLUD Silke
87 JACQUET Simone +A		2 MELBERG Kristine
21 WEIS Michelle	14 JENSEN Nicoline	50 BAU Mia
11 ANDERSEN Amalie		15 REFSGAARD Amanda
18 PETERS Maria	80 OSTERGAARD Julie	27 FRIIS-HANSEN Lilli
22 SKOTT Sofie		68 RUSSELL Emma
17 SKRIVER Sofia	13 BRIX Michele	23 OKSBJERG Julie

Legend:

+A Assistant Captain **+C** Captain **Sn** Starting position



Game Summary

比赛总结 / Résumé du match

SWE - DEN 3 - 1 (1 - 0, 1 - 1, 1 - 0)

Spectators	Referees	Linespersons
696	10 NURMI Anniina (FIN) , 8 RAPIN Chelsea (USA)	95 HAMMAR Anna (SWE) , 64 HEIKKINEN Jenni (FIN)

Team Statistics

Period	Score	SVS	SOG	PIM	TPP	PPG	SHG
1	1 : 0	12 : 5	6 : 12	8 : 0	00:00 : 08:00	0 : 0	0 : 0
2	1 : 1	6 : 9	10 : 7	4 : 6	02:08 : 00:36	1 : 0	0 : 0
3	1 : 0	7 : 4	5 : 7	2 : 4	02:11 : 02:19	1 : 0	0 : 0
Total	3 : 1	25 : 18	21 : 26	14 : 10	04:19 : 10:55	2 : 0	0 : 0

1st Period

Action	Time	ET/Res	Team	Type	No.	Name	(G)	Name of Assistant(s) / Action Description
GK	00:00		SWE		30	SODERBERG E		- Goalkeeper in
GK	00:00		DEN		72	REPSTOCK-ROMME C		- Goalkeeper in
Penalty	00:51	02:51	SWE	2 min.	9	ADOLFSSON J		- Delaying the Game
Goal	03:02	1 : 0	SWE	EQ	27	NORDIN E	(1)	17 LUNDIN S On Ice SWE 30 10 12 17 24 27 DEN 72 11 14 15 21 68
Penalty	03:41	05:41	SWE	2 min.	5	FALLMAN J		- High Sticking
Penalty	07:44	09:44	SWE	2 min.	24	WIKNER-ZIENKIEWICZ F		- Tripping
Penalty	10:01	12:01	SWE	2 min.	24	WIKNER-ZIENKIEWICZ F		- Tripping

2nd Period

Action	Time	ET/Res	Team	Type	No.	Name	(G)	Name of Assistant(s) / Action Description
Penalty	31:40	33:40	DEN	2 min.	15	REFSGAARD A		- Illegal Hit
Goal	34:04	1 : 1	DEN	EQ	23	OKSBJERG J	(1)	63 JAKOBSEN J On Ice SWE 30 5 9 13 15 17 27 FRIIS-HANSEN L DEN 72 11 15 23 27 63
Penalty	35:52	36:00	DEN	2 min.	80	OSTERGAARD J		- Holding an opponent
Goal	36:00	2 : 1	SWE	PP1	15	JOHANSSON L	(1)	17 LUNDIN S On Ice SWE 30 10 15 17 24 28 10 WAXIN M DEN 72 8 19 63 89 *
Penalty	36:35	38:35	SWE	2 min.	10	WAXIN M		- Roughing
Penalty	36:35	38:35	DEN	2 min.	8	PERSSON J		- Roughing
Penalty	39:24	41:24	SWE	2 min.	19	HJALMARSSON S		- Hooking

3rd Period

Action	Time	ET/Res	Team	Type	No.	Name	(G)	Name of Assistant(s) / Action Description
Penalty	54:19	56:19	DEN	2 min.	8	PERSSON J		- Tripping
GK	56:40		DEN					72 REPSTOCK-ROMME C - Goalkeeper out
GK	56:45		DEN		72	REPSTOCK-ROMME C		- Goalkeeper in
Penalty	57:32	59:32	SWE	2 min.	8	BERGLUND E		- Illegal Hit
Time-out	57:32		DEN					72 REPSTOCK-ROMME C - Goalkeeper out
GK	57:32		DEN					72 REPSTOCK-ROMME C - Goalkeeper out
Penalty	58:27	59:43	DEN	2 min.	21	WEIS M		- Interference
GK	58:27		DEN		72	REPSTOCK-ROMME C		- Goalkeeper in
GK	58:43		DEN					72 REPSTOCK-ROMME C - Goalkeeper out
Goal	59:43	3 : 1	SWE	PP1 ENG	8	BERGLUND E	(1)	25 LJUNGBLOM L On Ice SWE 30 8 10 12 25 28 DEN 4 8 14 19 63 *
GK	59:43		DEN		72	REPSTOCK-ROMME C		- Goalkeeper in
GK	60:00		SWE					30 SODERBERG E - Goalkeeper out
GK	60:00		DEN					72 REPSTOCK-ROMME C - Goalkeeper out



Goalkeeper Records

Team : SWE - Sweden

Team : DEN - Denmark

No.	Name	SOG	SVS	MIP
30	SODERBERG Emma	26	25	60:00
35	BOMAN Ida			

No.	Name	SOG	SVS	MIP
72	REPSTOCK-ROMME Cassandra	20	18	58:00
30	JENSEN Lisa			

Game Statistics

Team : SWE (Yellow)

Head Coach : LUNDBERG Ulf

No.	Pos.	Name	G	A	P	PIM	FO+	FO-	FO+/-	FO%	Shots on Goal				+/-	Time on Ice							
											1	2	3	OT		TS	1	2	3	OT	TOT	SHF	AVG
10	D	WAXIN Mina	0	1	1	2	0	0	0	0.00	0	0	0	0	+1	6:29	6:31	7:27		20:27	32	0:38	
11	F	BOUVENG Josefin	0	0	0	0	0	0	0	0.00	0	1	2	3	0	3:20	5:38	5:21		14:19	22	0:39	
12	D	NYLEN-PERSSON Maja +A	0	0	0	0	0	0	0	0.00	0	0	0	0	+1	6:18	8:27	5:42		20:27	32	0:38	
25	F	LJUNGBLOM Lina	0	1	1	0	2	0	2	100.00	1	1	1	3	0	4:10	5:17	7:56		17:23	22	0:47	
28	F	LOWENHIELM Michelle +C	0	0	0	0	11	9	2	55.00	1	1	0	2	0	4:49	5:39	7:50		18:18	26	0:42	
5	D	FALLMAN Johanna	0	0	0	2	0	0	0	0.00	0	0	0	0	-1	6:30	3:22	4:51		14:43	23	0:38	
9	D	ADOLFSSON Jessica	0	0	0	2	0	0	0	0.00	1	1	0	2	-1	6:45	6:21	6:36		19:42	27	0:43	
17	F	LUNDIN Sofie	0	2	2	0	0	0	0	0.00	0	0	0	0	0	3:47	7:29	6:55		18:11	25	0:43	
24	F	WIKNER-ZIENKIEWICZ Felizia	0	0	0	4	0	0	0	0.00	0	0	0	0	+1	4:15	7:35	5:38		17:28	27	0:38	
27	F	NORDIN Emma	1	0	1	0	7	7	0	50.00	2	1	0	3	+1	3:00	7:42	6:16		16:58	25	0:40	
3	D	KJELLBIN Anna +A	0	0	0	0	0	0	0	0.00	0	1	0	1	0	6:19	4:06	6:16		16:41	26	0:38	
8	D	BERGLUND Ebba	1	0	1	2	0	0	0	0.00	0	2	1	3	0	6:15	5:50	6:04		18:09	27	0:40	
13	F	MUREN Emma	0	0	0	0	0	5	-5	0.00	1	0	0	1	-1	7:00	2:20	1:47		11:07	17	0:39	
16	F	JOHANSSON Linnea	0	0	0	0	1	2	-1	33.33	0	0	0	0	0	3:06	2:57	2:34		8:37	10	0:51	
29	F	CARLSSON Olivia	0	0	0	0	0	0	0	0.00	0	0	0	0	0	6:10	2:26	2:57		11:33	18	0:38	
4	D	ANDERSSON Linnea	0	0	0	0	0	0	0	0.00	0	1	0	1	0	1:03	3:18	0:57		5:18	7	0:45	
15	F	JOHANSSON Lisa	1	0	1	0	0	0	0	0.00	0	1	0	1	-1	1:41	5:00	4:42		11:23	13	0:52	
19	F	HJALMARSSON Sara	0	0	0	2	4	3	1	57.14	0	0	1	1	0	4:59	3:50	4:00		12:49	17	0:45	
22	F	PETERSON Linn	0	0	0	0	0	0	0	0.00	0	0	0	0	0	4:59	2:47	1:47		9:33	14	0:40	
30	GK	SODERBERG Emma	0	0	0	0					0	0	0	0									
35	GK	BOMAN Ida	0	0	0	0					0	0	0	0									
Total			3	4	7	14	25	26	-1	49.02	6	10	5	21									

Team : DEN (Red)

Head Coach : ELANDER Peter

No.	Pos.	Name	G	A	P	PIM	FO+	FO-	FO+/-	FO%	Shots on Goal				+/-	Time on Ice							
											1	2	3	OT		TS	1	2	3	OT	TOT	SHF	AVG
4	F	GLUD Silke	0	0	0	0	0	0	0	0.00	1	0	0	1	0	9:48	6:36	7:46		24:10	37	0:39	
8	F	PERSSON Josefine	0	0	0	4	0	0	0	0.00	3	1	0	4	0	8:24	6:48	8:45		23:57	39	0:36	
19	D	ASPERUP Josephine	0	0	0	0	0	0	0	0.00	1	0	0	1	0	7:09	6:05	6:32		19:46	34	0:34	
63	F	JAKOBSEN Josefine +C	0	1	1	0	6	12	-6	33.33	3	2	1	6	+1	8:32	7:34	8:42		24:48	42	0:35	
89	D	FRANSEN Malene +A	0	0	0	0	0	0	0	0.00	0	1	1	2	0	6:09	5:50	8:56		20:55	34	0:36	
2	D	MELBERG Kristine	0	0	0	0	0	0	0	0.00	1	0	0	1	0	4:29	6:37	4:36		15:42	31	0:30	
14	F	JENSEN Nicoline	0	0	0	0	5	5	0	50.00	1	1	1	3	-1	9:06	7:58	9:56		27:00	37	0:43	
21	F	WEIS Michelle	0	0	0	2	7	2	5	77.78	1	0	0	1	-1	7:58	7:06	7:49		22:53	37	0:37	
50	F	BAU Mia	0	0	0	0	0	0	0	0.00	0	0	0	0	0	6:52	4:24	4:28		15:44	30	0:31	
87	D	JACQUET Simone +A	0	0	0	0	0	0	0	0.00	1	0	1	2	0	5:12	6:47	6:29		18:28	31	0:35	
11	D	ANDERSEN Amalie	0	0	0	0	0	0	0	0.00	0	0	1	1	0	4:24	6:09	5:31		16:04	25	0:38	
15	D	REFSGAARD Amanda	0	0	0	2	0	0	0	0.00	0	0	0	0	0	4:22	6:34	4:04		15:00	23	0:39	
18	F	PETERS Maria	0	0	0	0	0	0	0	0.00	0	0	0	0	0	2:07	3:12	0:00		5:19	7	0:45	
27	F	FRIIS-HANSEN Lilli	0	1	1	0	0	0	0	0.00	0	0	0	0	+1	2:20	3:58	3:41		9:59	17	0:35	
80	F	OSTERGAARD Julie	0	0	0	2	8	6	2	57.14	0	0	2	2	0	7:16	4:56	5:28		17:40	30	0:35	
13	F	BRIX Michele	0	0	0	0	0	0	0	0.00	0	0	0	0	0	1:55	0:25	1:08		3:28	5	0:41	
17	F	SKRIVER Sofia	0	0	0	0	0	0	0	0.00	0	0	0	0	0	0:31	1:17	0:00		1:48	4	0:27	
22	D	SKOTT Sofie	0	0	0	0	0	0	0	0.00	0	0	0	0	0	0:00	0:00	0:00		0:00	0	0:00	
23	F	OKSBJERG Julie	1	0	1	0	0	0	0	0.00	0	2	0	2	+1	0:48	3:38	4:51		9:17	19	0:29	
68	F	RUSSELL Emma	0	0	0	0	0	0	0	0.00	0	0	0	0	-1	2:11	0:00	0:00		2:11	3	0:43	
30	GK	JENSEN Lisa	0	0	0	0					0	0	0	0									
72	GK	REPSTOCK-ROMME Cassandra	0	0	0	0					0	0	0	0									



Head Coach : ELANDER Peter		Shots on Goal										Time on Ice												
No.	Pos.	Name	G	A	P	PIM	FO+	FO-	FO+/-	FO%	1	2	3	OT	TS	+/-	1	2	3	OT	TOT	SHF	AVG	
Total			1	2	3	10	26	25	1	50.98	12	7	7		26									

Group B

R	Team	GP	W	OTW	OTL	L	GDF	GF:GA	PTS
1	JPN	4	2	1	1	0	+6	13 : 7	9
2	CZE	4	2	0	1	1	+2	10 : 8	7
3	SWE	4	2	0	0	2	-1	7 : 8	6
4	CHN	4	1	1	0	2	0	7 : 7	5
5	DEN	4	1	0	0	3	-7	7 : 14	3

	CHN	CZE	DEN	JPN	SWE
CHN	*****	1:3	3:1	2:1	1:2
CZE	3:1	*****	2:3	2:3	3:1
DEN	1:3	3:2	*****	2:6	1:3
JPN	1:2	3:2	6:2	*****	3:1
SWE	2:1	1:3	3:1	1:3	*****

Legend:			
(G) Goals in tournament	* Does not count for Plus/minus	+/- Plus/minus net	+A Assistant Captain
+C Captain	A Assists	AVG Average time on ice / shift	D Defender
ENG Empty net goal	EQ Equal strength	ET/Res Penalty end time/Result of game	F Forward
FO% Face-offs won as percentage	FO+ Face-offs won	FO- Face-offs lost	FO+/- Face-offs net
G Goals	GA Goals against	GDF Goal difference	GF Goals for
GK Goalkeeper	GP Games played	L Losses	MIP Minutes in play (GK)
No. Jersey number	OT Overtime	OTL Overtime losses	OTW Overtime wins
P Points	PIM Penalties in minutes	Pos. Position	PP1 Power play - 1 player
PPG Power play goals	PTS Points	R Rank	SHF Number of shifts
SHG Shorthanded goals	SOG Shots on goal	SVS Saves	TOT Total
TTP Time on power play	TS Total shots	W Wins	



Shot Chart
射门表 / Analyse des tirs

SWE - DEN

Shots by SWE
Goals (0): 1
SSP (-): 1

Shots by DEN
Goals (0): 0
SSP (-): 3

SSG (+): 5
SPG (-): 3

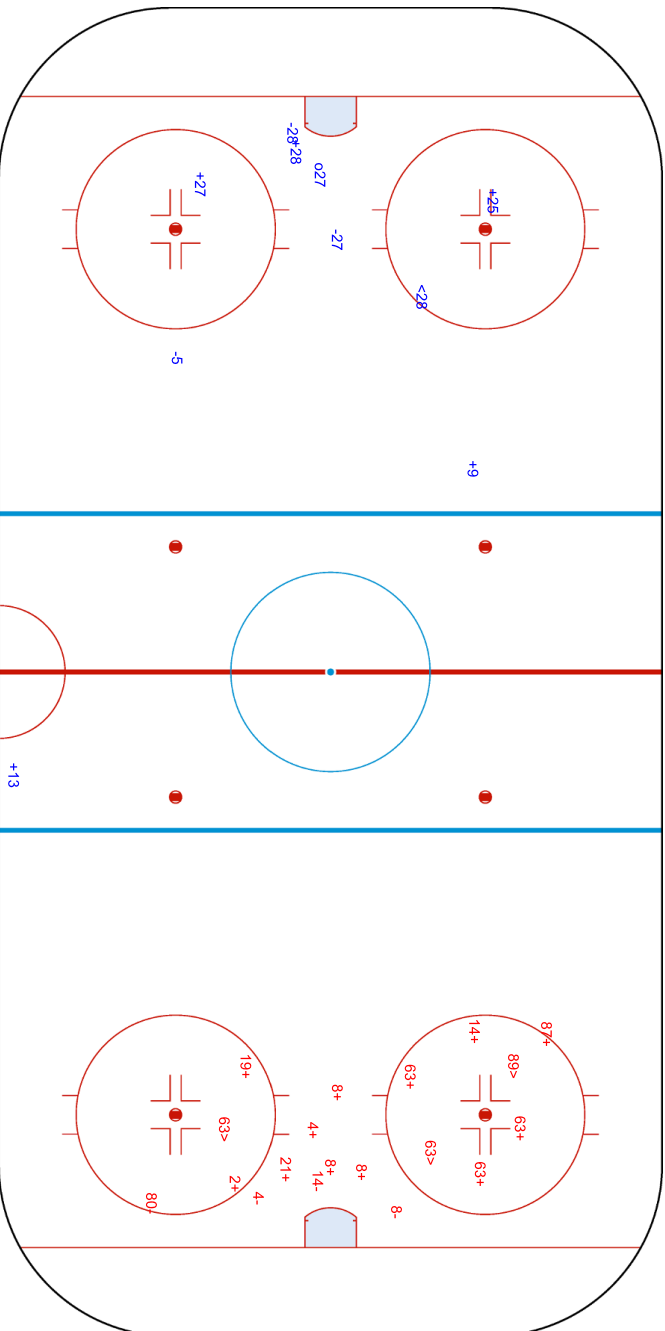


1st Period



027
GK 72 of DEN

GK 30 of SWE





BEIJING 2022™

TUE 8 FEB 2022
Start Time 21:10

Wukesong Sports Centre
五棵松体育中心
Centre sportif de Wukesong

Ice Hockey
Hockey sur glace

Women
女子 / Femmes

Preliminary round - Group B, Game 19
小组赛轮次 - B组, 比赛 19 / Tour préliminaire - Groupe B, Match 19



Shots by DEN

Goals (0): 1
SSP (-): 2

SSG (+): 6
SPG (-): 2



2nd Period



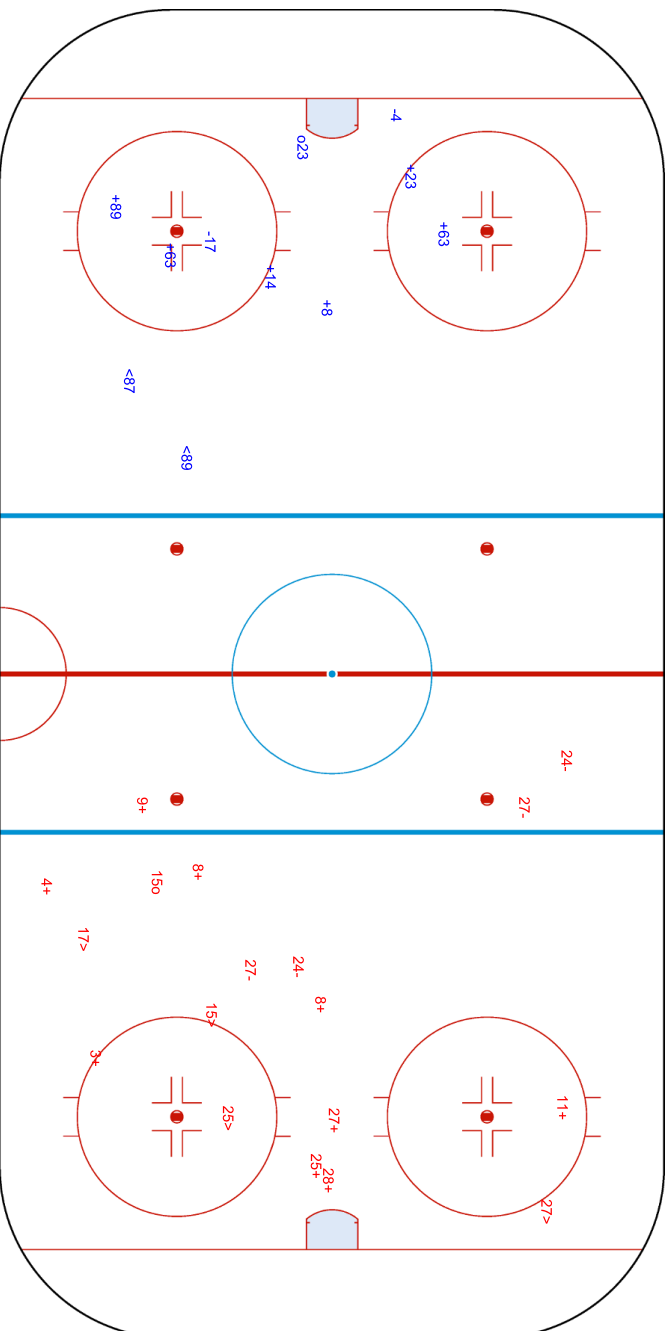
Shots by SWE

Goals (0): 1
SSP (-): 4

SSG (+): 9
SPG (-): 4

023
GK 30 of SWE

015
GK 72 of DEN





Wukesong Sports Centre
 五棵松体育中心
 Centre sportif de Wukesong

TUE 8 FEB 2022
 Start Time 21:10

Ice Hockey
 冰球 / Hockey sur glace

Women
 女子 / Femmes

Preliminary round - Group B, Game 19
 小组赛轮次 - B组, 比赛 19 / Tour préliminaire - Groupe B, Match 19

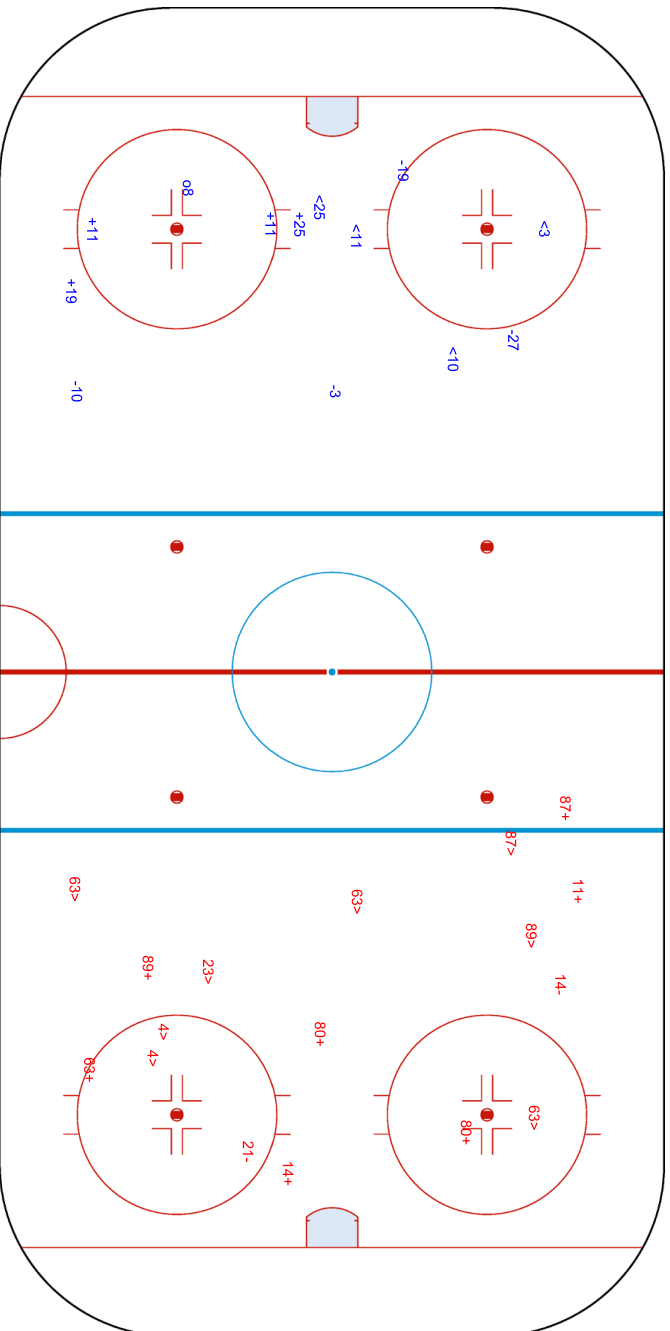


Shots by SWE
 Goals (0): 1 SSG (+): 4
 SSP (-): 4 SPG (-): 4

Shots by DEN
 Goals (0): 0 SSG (+): 7
 SSP (-): 8 SPG (-): 2

GK 72 of DEN

GK 30 of SWE



Legend:	ENG	Empty net goal	GK	Goalkeeper	SPG	Shots past goal	SSG	Shots saved by goalkeeper	SSP	Shots saved by player
---------	-----	----------------	----	------------	-----	-----------------	-----	---------------------------	-----	-----------------------



Face-off Chart

争球表 / Statistiques des mises en jeu

SWE - DEN

1st PERIOD

	SWE		DEN		SWE		DEN		SWE		DEN		Total wins all zones
	Def. zone	Att. zone	Neutral zone	Neutral zone	Att. zone	Def. zone	Att. zone	Def. zone	Att. zone	Def. zone			
	- 13	+ 21	- 28	+ 63	+ 28	- 63							
	- 19	+ 80	+ 16	- 63	- 27	+ 14			- 28	+ 80			
	+ 19	- 21			- 27	+ 80			- 27	+ 80			
	- 13	+ 21			- 16	+ 80			- 16	+ 80			
	- 13	+ 21			+ 28	- 80			+ 28	- 80			
	+ 19	- 80			- 27	+ 14			- 27	+ 14			
	- 19	+ 80											
Total wins / period	2 / 29%	5 / 71%	1 / 50%	1 / 50%	2 / 29%	5 / 71%			5 / 31%	11 / 69%			

2nd PERIOD

	SWE		DEN		SWE		DEN		SWE		DEN		Total wins all zones
	Def. zone	Att. zone	Neutral zone	Neutral zone	Att. zone	Def. zone	Att. zone	Def. zone	Att. zone	Def. zone			
	+ 25	- 63	- 28	+ 63	+ 27	- 80			+ 27	- 80			
	- 27	+ 80	+ 27	- 14	+ 27	- 63			+ 27	- 63			
	- 28	+ 80	- 28	+ 63	+ 27	- 63			+ 25	- 80			
	- 13	+ 21	- 27	+ 14	+ 25	- 80			+ 28	- 63			
			- 28	+ 14									
			- 27	+ 63									
Total wins / period	1 / 25%	3 / 75%	1 / 17%	5 / 83%	5 / 100%	0 / 0%			7 / 47%	8 / 53%			

3rd PERIOD

	SWE		DEN		SWE		DEN		SWE		DEN		Total wins all zones
	Def. zone	Att. zone	Neutral zone	Neutral zone	Att. zone	Def. zone	Att. zone	Def. zone	Att. zone	Def. zone			
	+ 28	- 63	- 13	+ 21	+ 27	- 14			+ 27	- 14			
	+ 28	- 63	- 28	+ 80	- 27	+ 63			- 27	+ 63			
	+ 19	- 80			+ 28	- 63			+ 28	- 63			
	- 28	+ 63			+ 28	- 14			+ 28	- 14			
	- 16	+ 21			+ 28	- 80			+ 28	- 80			
	+ 28	- 63			+ 28	- 14			+ 28	- 14			
	- 19	+ 21			- 28	+ 14			- 28	+ 14			
	+ 19	- 21			+ 27	- 63			+ 27	- 63			
	+ 28	- 14											
	+ 27	- 63											
Total wins / period	7 / 70%	3 / 30%	0 / 0%	2 / 100%	6 / 75%	2 / 25%			13 / 65%	7 / 35%			

TOTAL

	SWE		DEN		SWE		DEN		SWE		DEN		Total wins all zones
	Def. zone	Att. zone	Neutral zone	Neutral zone	Att. zone	Def. zone	Att. zone	Def. zone	Att. zone	Def. zone			
Total wins / game	10 / 48%	11 / 52%	2 / 20%	8 / 80%	13 / 65%	7 / 35%			25 / 49%	26 / 51%			



HEAD TO HEAD

		DEN								
No.	14	21	63	80	Tot.	wins SWE	Dz	Nz	Az	
SWE	13	0 - 5			5	0 0%	0 0%	0 0%		
	16	0 - 1	1 - 0	0 - 1	3	1 33%	0 0%	1 100%	0 0%	
	19	2 - 1		2 - 2	7	4 57%	4 57%			
	25		1 - 0	1 - 0	2	2 100%	1 100%		1 100%	
	27	2 - 3		4 - 2	1 - 2	14	7 50%	1 50%	1 33%	5 56%
	28	3 - 2		6 - 4	2 - 3	20	11 55%	4 67%	0 0%	7 78%
Tot.	10	9	18	14	51	25 49%	10 48%	2 20%	13 65%	
wins DEN	5 50%	7 78%	6 33%	8 57%	26 51%					
Dz	3 50%		1 14%	3 43%	7 35%					
Nz	2 67%	1 100%	4 80%	1 100%	8 80%					
Az	0 0%	6 75%	1 17%	4 67%	11 52%					

Legend:

Az Attacking zone **Dz** Defending zone **No.** Jersey number **Nz** Neutral zone **Tot.** Total face-offs played



Line-Ups

阵容 / Composition des équipes

FIN - ROC

Referees

20 COOKE Kelly (USA) , 4 WIEGAND Anna (SUI)

Linespersons

7 CLARKE Alex (CAN) , 88 STRONG Sara (USA)

Goalkeepers

Team: FIN

No. Name

18 RAISANEN Meeri
36 KEISALA Anni

Team Line-ups

Team: FIN (Blue)

No. Pos. Name

6 D HIIRIKOSKI Jenni +C
88 D SAVOLAINEN Ronja
16 F NIEMINEN Petra +A
33 F KARVINEN Michelle +A
77 F TAPANI Susanna

8 D VIITASUO Ella
15 D TUOMINEN Minnamari
10 F HOLOPAINEN Elisa
24 F VAINIKKA Viivi
40 F TULUS Noora

7 D RANTALA Sanni
9 D LAITINEN Nelli
23 F HAKALA Sanni
34 F SUNDELIN Sofianna
61 F NISKANEN Tanja

2 D KARJALAINEN Sini
12 F VANHANEN Sanni
27 F LIIKALA Julia
28 F NYLUND Jenniina
32 F VESA Emilia

Head Coach: TOIVOLA Juuso

NOT DRESSED:

1 GK MAKINEN Eveliina

Team: ROC

No. Name

30 MERKUSHEVA Valeria
69 SOROKINA Maria

Team: ROC (White)

No. Pos. Name

2 D GONCHARENKO Angelina
72 D SAVONINA Anna
42 F BRATISHEVA Oxana
87 F LUCHNIKOVA Polina
97 F SHOKHINA Anna +C

12 D PECHNIKOVA Maria
70 D SHIBANOVA Anna +A
15 F PAVLOVA Valeria
26 F DOBRODEYEVA Yekaterina
27 F KORZHAKOVA Veronika

4 D SMIRNOVA Yulia
19 D PROVOROVA Yelena
17 F KADIROVA Fanuza
29 F VAFINA Alexandra +A
79 F FALYAKHOVA Landysh

13 D PIROGOVA Nina
22 D BATALOVA Maria
10 F BELYAKOVA Lyudmila

Head Coach: BOBARIKO Yevgeni

NOT DRESSED:

18 F SOSINA Olga
21 F BOLGAREVA Polina
23 GK GREDZEN Daria
59 F DERGACHYOVA Yelena
73 F KULISHOVA Viktoria

Legend:

+A	Assistant Captain	+C	Captain	D	Defender	F	Forward
No.	Jersey number	Pos.	Position				



Graphical Line-ups
阵容图 / Alignments

FIN - ROC

Referees

20 COOKE Kelly (USA) , 4 WIEGAND Anna (SUI)

Linespersons

7 CLARKE Alex (CAN) , 88 STRONG Sara (USA)

Team: FIN - Finland (Blue)

Head Coach: TOIVOLA Juuso

S1 36 KEISALA Anni		
18 RAISANEN Meeri		
S2 6 HIIRIKOSKI Jenni +C	S3 88 SAVOLAINEN Ronja	
S5 33 KARVINEN Michelle +A	S6 77 TAPANI Susanna	S4 16 NIEMINEN Petra +A
8 VIITASUO Ella		15 TUOMINEN Minnamari
24 VAINIKKA Viivi	40 TULUS Noora	10 HOLOPAINEN Elisa
9 LAITINEN Nelli		7 RANTALA Sanni
23 HAKALA Sanni	61 NISKANEN Tanja	34 SUNDELIN Sofianna
2 KARJALAINEN Sini		32 VESA Emilia
28 NYLUND Jenniina	12 VANHANEN Sanni	27 LIIKALA Julia

Team: ROC - ROC (White)

Head Coach: BOBARIKO Yevgeni

S1 69 SOROKINA Maria		
30 MERKUSHEVA Valeria		
S2 2 GONCHARENKO Angelina	S3 72 SAVONINA Anna	
S6 97 SHOKHINA Anna +C	S4 42 BRATISHEVA Oxana	S5 87 LUCHNIKOVA Polina
70 SHIBANOVA Anna +A		12 PECHNIKOVA Maria
15 PAVLOVA Valeria	27 KORZHAKOVA Veronika	26 DOBRODEYEVA Yekaterina
4 SMIRNOVA Yulia		19 PROVOROVA Yelena
79 FALYAKHOVA Landysh	29 VAFINA Alexandra +A	17 KADIROVA Fanuza
10 BELYAKOVA Lyudmila	22 BATALOVA Maria	13 PIROGOVA Nina

Legend:

+A Assistant Captain **+C** Captain **Sn** Starting position



Game Summary

比赛总结 / Résumé du match

FIN - ROC 5 - 0 (2 - 0, 3 - 0, 0 - 0)

Spectators	Referees	Linespersons
797	20 COOKE Kelly (USA) , 4 WIEGAND Anna (SUI)	7 CLARKE Alex (CAN) , 88 STRONG Sara (USA)

Team Statistics

Period	Score	SVS	SOG	PIM	TPP	PPG	SHG
1	2 : 0	4 : 9	11 : 4	2 : 4	01:30 : 00:00	1 : 0	0 : 0
2	3 : 0	9 : 7	10 : 9	4 : 6	01:41 : 02:38	2 : 0	0 : 0
3	0 : 0	6 : 9	9 : 6	0 : 4	02:43 : 00:00	0 : 0	0 : 0
Total	5 : 0	19 : 25	30 : 19	6 : 14	05:54 : 02:38	3 : 0	0 : 0

1st Period

Action	Time	ET/Res	Team	Type	No.	Name	(G)	Name of Assistant(s) / Action Description
GK	00:00		ROC		69	SOROKINA M	-	Goalkeeper in
GK	00:00		FIN		36	KEISALA A	-	Goalkeeper in
Goal	09:06	1 : 0	FIN	EQ	7	RANTALA S	(1)	61 NISKANEN T On Ice FIN 36 7 9 23 34 61 ROC 69 10 12 13 22 70
Penalty	16:48	18:18	ROC	2 min.	2	GONCHARENKO A	-	Tripping
Penalty	17:57	19:57	ROC	2 min.	72	SAVONINA A	-	Roughing
Penalty	17:57	19:57	FIN	2 min.	24	VAINIKKA V	-	Roughing
Goal	18:18	2 : 0	FIN	PP1	33	KARVINEN M	(1)	16 NIEMINEN P On Ice FIN 36 6 16 33 40 77 * 40 TULUS N ROC 69 13 15 26 70

2nd Period

Action	Time	ET/Res	Team	Type	No.	Name	(G)	Name of Assistant(s) / Action Description
Penalty	22:21	24:21	FIN	2 min.	34	SUNDELIN S	-	Tripping
Penalty	22:59	24:59	ROC	2 min.	15	PAVLOVA V	-	Holding an opponent
Goal	27:09	3 : 0	FIN	EQ	28	NYLUND J	(1)	12 VANHANEN S On Ice FIN 36 7 9 10 12 28 7 RANTALA S ROC 69 4 19 42 87 97
Penalty	30:03	30:37	ROC	2 min.	97	SHOKHINA A	-	Tripping
Goal	30:37	4 : 0	FIN	PP1	15	TUOMINEN M	(2)	9 LAITINEN N On Ice FIN 36 9 10 15 24 88 * ROC 69 4 19 42 87
GK	30:37		ROC		30	MERKUSHEVA V	-	Goalkeeper in 69 SOROKINA M - Goalkeeper out
Penalty	30:37	31:06	ROC	2 min.	-	Team penalty	-	Delaying the Game / Served by: 10 BELYAKOVA L
Goal	31:06	5 : 0	FIN	PP1	77	TAPANI S	(3)	6 HIIRIKOSKI J On Ice FIN 36 6 16 33 40 77 * 40 TULUS N ROC 30 2 13 26 27
Penalty	32:22	34:22	FIN	2 min.	40	TULUS N	-	Tripping

3rd Period

Action	Time	ET/Res	Team	Type	No.	Name	(G)	Name of Assistant(s) / Action Description
Penalty	45:16	47:16	ROC	2 min.	4	SMIRNOVA Y	-	Cross-Checking
Penalty	59:17	60:00	ROC	2 min.	79	FALYAKHOVA L	-	Hooking
GK	60:00		FIN					36 KEISALA A - Goalkeeper out
GK	60:00		ROC					30 MERKUSHEVA V - Goalkeeper out

Goalkeeper Records

Team : FIN - Finland

No.	Name	SOG	SVS	MIP
36	KEISALA Anni	19	19	60:00
18	RAISANEN Meeri			

Team : ROC - ROC

No.	Name	SOG	SVS	MIP
69	SOROKINA Maria	18	14	30:37
30	MERKUSHEVA Valeria	12	11	29:23

Game Statistics

Team : FIN (Blue)

Head Coach : TOIVOLA Juuso

No.	Pos.	Name	Shots on Goal							Time on Ice												
			G	A	P	PIM	FO+	FO-	FO+/-	FO%	1	2	3	OT	TS	+/-	1	2	3	OT	TOT	SHF
6	D	HIIRIKOSKI Jenni +C	0	1	1	0	0	0	0	0.00	0	1	1	2	0	8:31	7:20	9:05		24:56	30	0:49



Head Coach : TOIVOLA Juuso		Shots on Goal											Time on Ice										
No.	Pos.	Name	G	A	P	PIM	FO+	FO-	FO+/-	FO%	1	2	3	OT	TS	+/-	1	2	3	OT	TOT	SHF	AVG
16	F	NIEMINEN Petra +A	0	1	1	0	1	2	-1	33.33	3	1	2	6	0	0	5:56	5:43	6:56	18:35	26	0:42	
33	F	KARVINEN Michelle +A	1	0	1	0	0	0	0	0.00	2	1	0	3	0	0	5:30	6:23	6:31	18:24	24	0:46	
77	F	TAPANI Susanna	1	0	1	0	11	3	8	78.57	0	3	2	5	0	0	6:05	7:23	6:39	20:07	25	0:48	
88	D	SAVOLAINEN Ronja	0	0	0	0	0	0	0	0.00	0	0	0	0	0	0	8:45	6:32	8:20	23:37	33	0:42	
8	D	VIITASUO Ella	0	0	0	0	0	0	0	0.00	0	0	0	0	0	0	3:26	6:42	2:03	12:11	17	0:43	
10	F	HOLOPAINEN Elisa	0	0	0	0	0	0	0	0.00	1	1	1	3	+1	0	5:17	5:42	6:07	17:06	21	0:48	
15	D	TUOMINEN Minnamari	1	0	1	0	0	0	0	0.00	1	2	0	3	0	0	4:50	4:01	6:14	15:05	24	0:37	
24	F	VAINIKKA Viivi	0	0	0	2	3	0	3	100.00	2	0	0	2	0	0	5:41	4:07	5:51	15:39	20	0:46	
40	F	TULUS Noora	0	2	2	2	7	2	5	77.78	0	0	0	0	0	0	4:46	5:24	6:24	16:34	24	0:41	
7	D	RANTALA Sanni	1	1	2	0	0	0	0	0.00	1	0	0	1	+2	0	5:59	4:52	3:52	14:43	25	0:35	
9	D	LAITINEN Nelli	0	1	1	0	0	0	0	0.00	1	0	0	1	+2	0	6:11	7:03	3:48	17:02	24	0:42	
23	F	HAKALA Sanni	0	0	0	0	0	0	0	0.00	0	0	1	1	+1	0	4:01	3:47	4:16	12:04	21	0:34	
34	F	SUNDELIN Sofianna	0	0	0	2	0	0	0	0.00	0	0	0	0	+1	0	4:36	4:41	3:48	13:05	22	0:35	
61	F	NISKANEN Tanja	0	1	1	0	4	4	0	50.00	0	0	1	1	+1	0	3:40	3:52	4:02	11:34	20	0:34	
2	D	KARJALAINEN Sini	0	0	0	0	0	0	0	0.00	0	0	0	0	0	0	3:26	3:03	4:58	11:27	18	0:38	
12	F	VANHANEN Sanni	0	1	1	0	4	4	0	50.00	0	0	0	0	+1	0	4:26	3:55	3:10	11:31	18	0:38	
27	F	LIKALA Julia	0	0	0	0	0	0	0	0.00	0	0	0	0	0	0	3:54	2:11	0:00	6:05	11	0:33	
28	F	NYLUND Jenniina	1	0	1	0	0	0	0	0.00	0	1	1	2	+1	0	3:44	2:01	3:44	9:29	14	0:40	
32	F	VESA Emilia	0	0	0	0	0	0	0	0.00	0	0	0	0	0	0	0:00	0:00	3:06	3:06	5	0:37	
18	GK	RAISANEN Meeri	0	0	0	0					0	0	0	0									
36	GK	KEISALA Anni	0	0	0	0					0	0	0	0									
Total			5	8	13	6	30	15	15	66.67	11	10	9	30									

Team : ROC (White)

Head Coach : BOBARIKO Yevgeni		Shots on Goal											Time on Ice										
No.	Pos.	Name	G	A	P	PIM	FO+	FO-	FO+/-	FO%	1	2	3	OT	TS	+/-	1	2	3	OT	TOT	SHF	AVG
2	D	GONCHARENKO Angelina	0	0	0	2	0	0	0	0.00	0	1	1	2	0	0	6:23	8:03	5:44	20:10	25	0:48	
42	F	BRATISHEVA Oxana	0	0	0	0	2	11	-9	15.38	1	0	1	2	-1	0	7:03	4:50	6:36	18:29	22	0:50	
72	D	SAVONINA Anna	0	0	0	2	0	0	0	0.00	0	0	1	1	0	0	6:36	6:42	6:42	20:00	26	0:46	
87	F	LUCHNIKOVA Polina	0	0	0	0	0	0	0	0.00	1	0	0	1	-1	0	5:14	5:10	6:25	16:49	21	0:48	
97	F	SHOKHINA Anna +C	0	0	0	2	0	0	0	0.00	0	0	1	1	-1	0	5:55	8:01	7:04	21:00	25	0:50	
12	D	PECHNIKOVA Maria	0	0	0	0	0	0	0	0.00	0	0	0	0	-1	0	4:56	0:00	1:06	6:02	8	0:45	
15	F	PAVLOVA Valeria	0	0	0	2	0	1	-1	0.00	0	2	1	3	0	0	4:10	4:57	6:03	15:10	20	0:45	
26	F	DOBRODEYEVA Yekaterina	0	0	0	0	0	2	-2	0.00	1	1	0	2	0	0	4:13	5:16	5:34	15:03	19	0:47	
27	F	KORZHAKOVA Veronika	0	0	0	0	5	8	-3	38.46	0	1	0	1	0	0	4:42	6:47	4:51	16:20	22	0:44	
70	D	SHIBANOVA Anna +A	0	0	0	0	0	0	0	0.00	0	0	0	0	-1	0	5:30	6:59	7:00	19:29	27	0:43	
4	D	SMIRNOVA Yulia	0	0	0	2	0	0	0	0.00	0	0	1	1	-1	0	6:44	5:00	6:22	18:06	24	0:45	
17	F	KADIROVA Fanuza	0	0	0	0	0	0	0	0.00	0	0	0	0	0	0	5:13	5:39	5:24	16:16	17	0:57	
19	D	PROVOROVA Yelena	0	0	0	0	0	0	0	0.00	1	0	0	1	-1	0	5:40	4:38	6:37	16:55	23	0:44	
29	F	VAFINA Alexandra +A	0	0	0	0	7	5	2	58.33	0	1	0	1	0	0	5:59	5:43	4:33	16:15	17	0:57	
79	F	FALYAKHOVA Landysh	0	0	0	2	0	0	0	0.00	0	1	0	1	0	0	5:21	4:07	4:21	13:49	16	0:51	
10	F	BELYAKOVA Lyudmila	0	0	0	0	0	1	-1	0.00	0	0	0	0	-1	0	4:30	2:35	3:27	10:32	12	0:52	
13	D	PIROGOVA Nina	0	0	0	0	0	0	0	0.00	0	1	0	1	-1	0	5:08	8:29	6:35	20:12	25	0:48	
22	D	BATALOVA Maria	0	0	0	0	1	2	-1	33.33	0	1	0	1	-1	0	5:16	3:34	2:20	11:10	12	0:55	
30	GK	MERKUSHEVA Valeria	0	0	0	0					0	0	0	0									
69	GK	SOROKINA Maria	0	0	0	0					0	0	0	0									
Total			0	0	0	12	15	30	-15	33.33	4	9	6	19									

Group A

R	Team	GP	W	OTW	OTL	L	GDF	GF:GA	PTS
1	CAN	4	4	0	0	0	+28	33 : 5	12
2	USA	4	3	0	0	1	+14	20 : 6	9
3	FIN	4	1	0	0	3	-9	10 : 19	3
4	ROC	4	1	0	0	3	-12	6 : 18	3
5	SUI	4	1	0	0	3	-21	6 : 27	3

	CAN	FIN	ROC	SUI	USA
CAN	*****	11:1	6:1	12:1	4:2
FIN	1:11	*****	5:0	2:3	2:5
ROC	1:6	0:5	*****	5:2	0:5
SUI	1:12	3:2	2:5	*****	0:8
USA	2:4	5:2	5:0	8:0	*****



Legend:

(G) Goals in tournament	*	Does not count for Plus/minus	+/- Plus/minus net	+A Assistant Captain
+C Captain	A	Assists	AVG Average time on ice / shift	D Defender
EQ Equal strength	ET/Res	Penalty end time/Result of game	F Forward	FO% Face-offs won as percentage
FO+ Face-offs won	FO-	Face-offs lost	FO+/- Face-offs net	G Goals
GA Goals against	GDF	Goal difference	GF Goals for	GK Goalkeeper
GP Games played	L	Losses	MIP Minutes in play (GK)	No. Jersey number
OT Overtime	OTL	Overtime losses	OTW Overtime wins	P Points
PIM Penalties in minutes	Pos.	Position	PP1 Power play - 1 player	PPG Power play goals
PTS Points	R	Rank	SHF Number of shifts	SHG Shorthanded goals
SOG Shots on goal	SVS	Saves	TOT Total	TPP Time on power play
TS Total shots	W	Wins		



National Indoor Stadium
 国家体育馆
 Palais national omnisports

TUE 8 FEB 2022
 Start Time 21:10

Ice Hockey
 冰球 / Hockey sur glace

Women
 女子 / Femmes

Preliminary round - Group A, Game 20
 小组赛轮次 - A组 比赛 20 / Tour préliminaire - Groupe A, Match 20

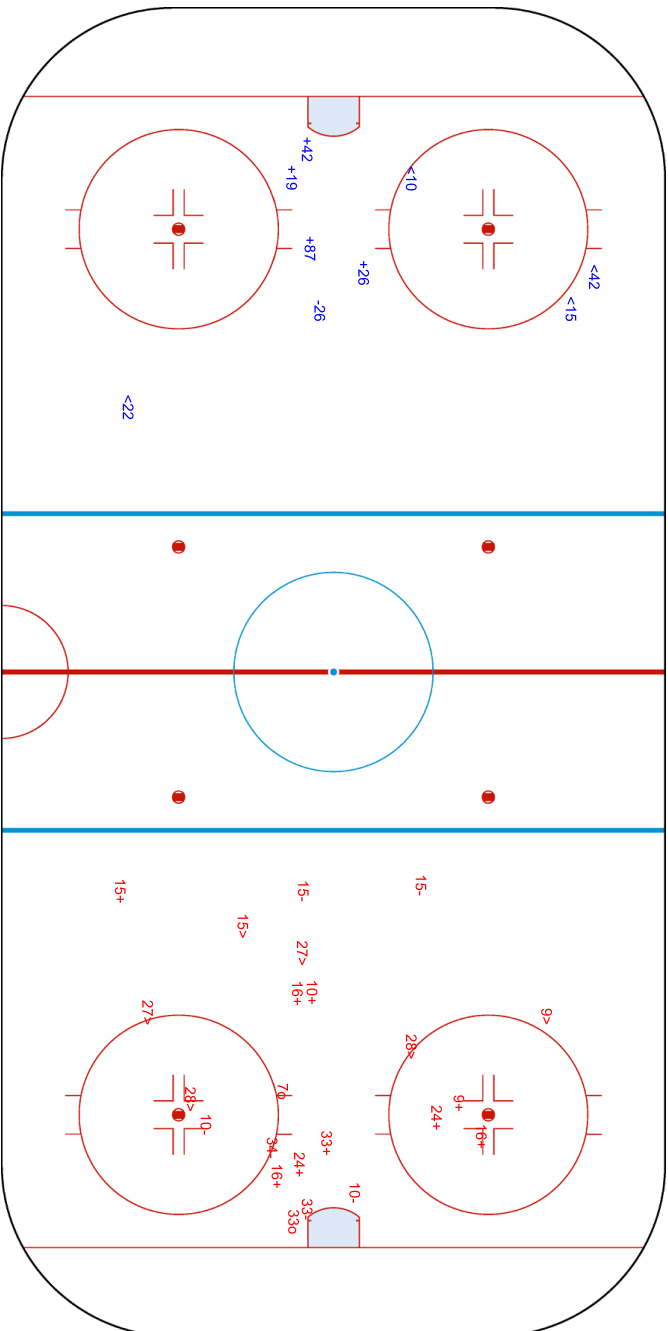


Shot Chart
 射门表 / Analyse des tirs

FIN - ROC



1st Period



Shots by ROC
 Goals (0): 0
 SSP (-): 4

Shots by FIN
 Goals (0): 2
 SSP (-): 6

GK 36 of FIN

GK 69 of ROC

SSG (+): 4
 SPG (-): 1

SSG (+): 9
 SPG (-): 6

07	033
----	-----



National Indoor Stadium
 国家体育馆
 Palais national omnisports

TUE 8 FEB 2022
 Start Time 21:10

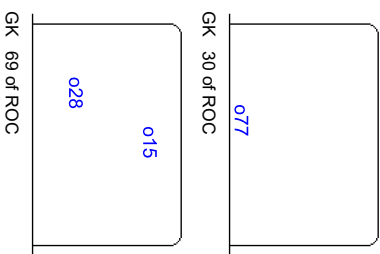
Ice Hockey
 冰球 / Hockey sur glace

Women
 女子 / Femmes

Preliminary round - Group A, Game 20
 小组赛轮次 - A组 比赛 20 / Tour préliminaire - Groupe A, Match 20



Shots by FIN Goals (o): 3 SSP (-): 5 SSG (+): 7 SPG (-): 2

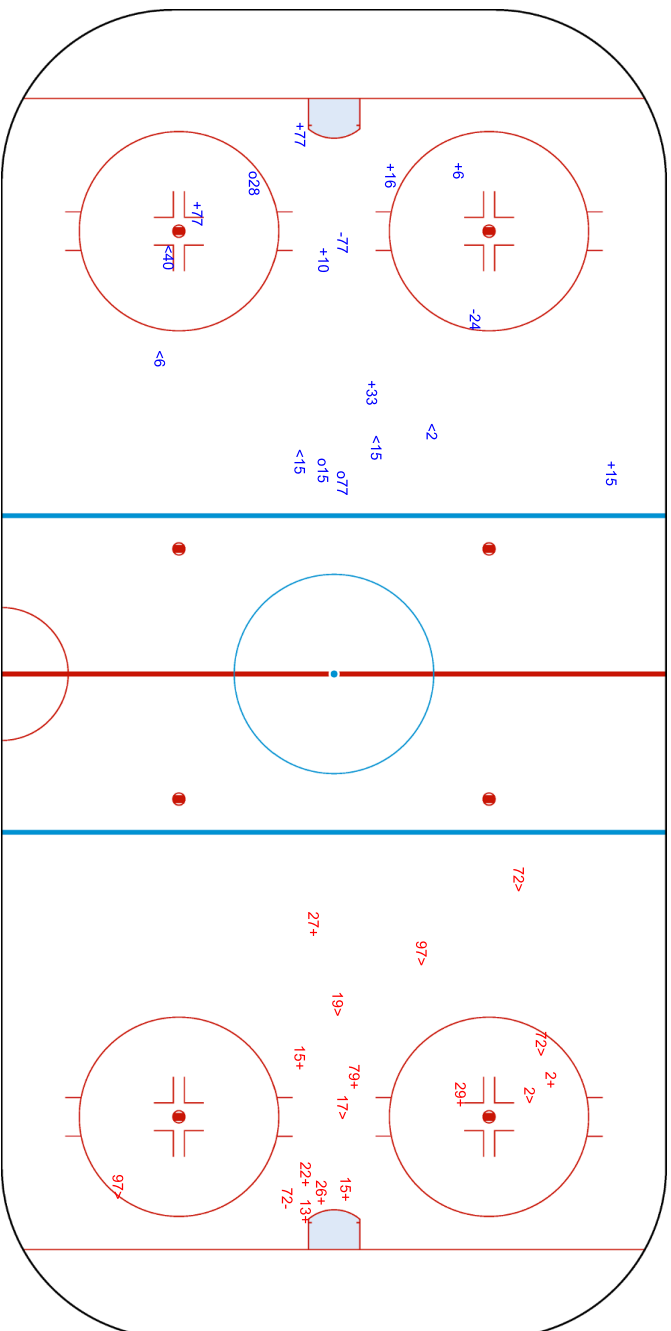


ROC

2nd Period

FIN

Shots by ROC Goals (o): 0 SSP (-): 7 SSG (+): 9 SPG (-): 1





National Indoor Stadium
 国家体育馆
 Palais national omnisports

TUE 8 FEB 2022
 Start Time 21:10



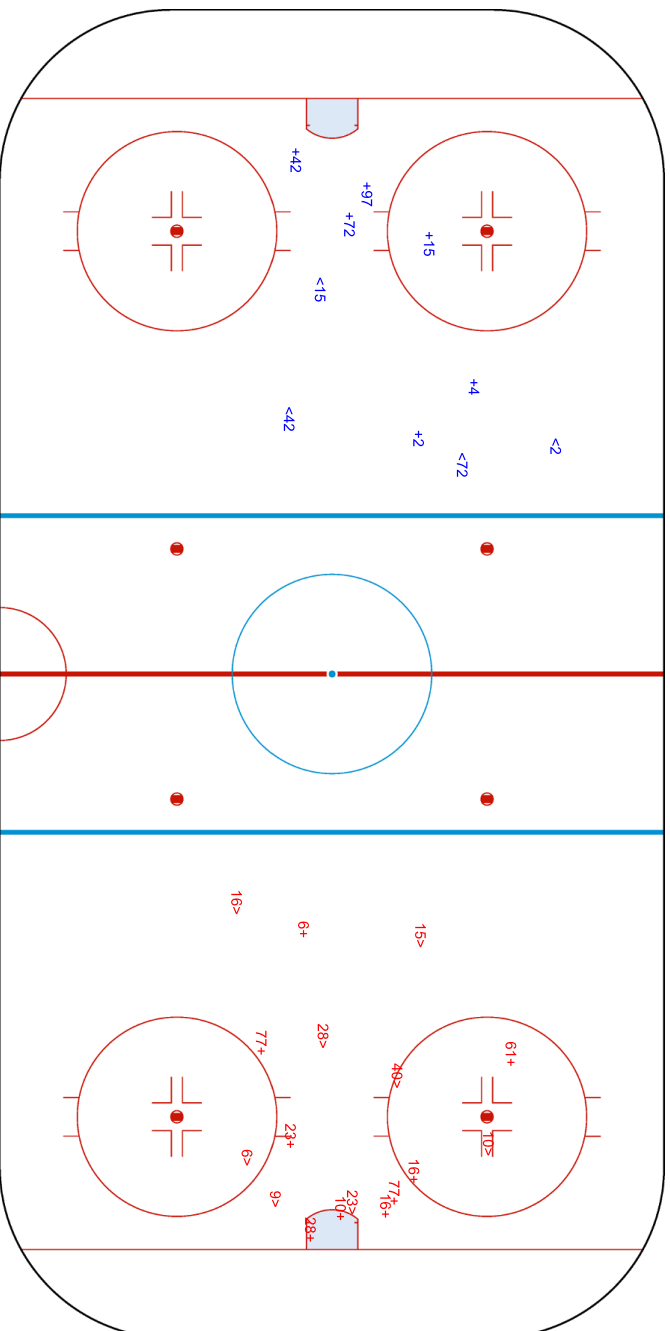
Ice Hockey
 冰球 / Hockey sur glace
Women
 女子 / Femmes
Preliminary round - Group A, Game 20
 小组赛轮次 - A组 比赛 20 / Tour préliminaire - Groupe A, Match 20

Shots by ROC
 Goals (0): 0
 SSP (-): 4
 SSG (+): 6
 SPG (-): 0

Shots by FIN
 Goals (0): 0
 SSP (-): 8
 SSG (+): 9
 SPG (-): 0

GK 36 of FIN

GK 30 of ROC



Legend:	GK	Goalkeeper	SPG	Shots past goal	SSG	Shots saved by goalkeeper	SSP	Shots saved by player
---------	----	------------	-----	-----------------	-----	---------------------------	-----	-----------------------





Face-off Chart

争球表 / Statistiques des mises en jeu

FIN - ROC

1st PERIOD

	FIN		ROC		FIN		ROC		FIN		ROC		Total wins all zones	
	Def. zone	Att. zone	Def. zone	Att. zone	Neutral zone	Def. zone	Att. zone	Def. zone	Att. zone	Def. zone	Att. zone	FIN	ROC	
	- 12	+ 22			+ 77	- 42			+ 77	- 27				
	+ 61	- 27			+ 12	- 29			+ 40	- 42				
	- 12	+ 27			- 12	+ 29			+ 12	- 42				
	+ 40	- 29			+ 40	- 22			+ 61	- 29				
	- 40	+ 29			- 77	+ 42			- 61	+ 29				
					+ 61	- 22			+ 24	- 42				
					+ 12	- 42			+ 40	- 26				
					- 77	+ 29								
Total wins / period	2 / 40%	3 / 60%			5 / 63%	3 / 37%			6 / 86%	1 / 14%				
												13 / 65%	7 / 35%	

2nd PERIOD

	FIN		ROC		FIN		ROC		FIN		ROC		Total wins all zones	
	Def. zone	Att. zone	Def. zone	Att. zone	Neutral zone	Def. zone	Att. zone	Def. zone	Att. zone	Def. zone	Att. zone	FIN	ROC	
	- 61	+ 27			+ 77	- 42			- 16	+ 29				
	+ 77	- 27			- 61	+ 27			- 61	+ 27				
	+ 40	- 42			- 40	+ 29			+ 77	- 27				
	- 77	+ 27			+ 77	- 27			+ 24	- 29				
					+ 61	- 29			+ 24	- 42				
									- 12	+ 42				
Total wins / period	2 / 50%	2 / 50%			3 / 60%	2 / 40%			3 / 50%	3 / 50%				
												8 / 53%	7 / 47%	

3rd PERIOD

	FIN		ROC		FIN		ROC		FIN		ROC		Total wins all zones	
	Def. zone	Att. zone	Def. zone	Att. zone	Neutral zone	Def. zone	Att. zone	Def. zone	Att. zone	Def. zone	Att. zone	FIN	ROC	
	+ 12	- 27			+ 77	- 42			+ 16	- 15				
	+ 77	- 10			+ 40	- 42			+ 40	- 26				
	+ 77	- 27			+ 77	- 27			+ 77	- 42				
									- 16	+ 29				
Total wins / period	3 / 100%	0 / 0%			3 / 100%	0 / 0%			3 / 75%	1 / 25%				
												9 / 90%	1 / 10%	

TOTAL

	FIN		ROC		FIN		ROC		FIN		ROC		Total wins all zones	
	Def. zone	Att. zone	Def. zone	Att. zone	Neutral zone	Def. zone	Att. zone	Def. zone	Att. zone	Def. zone	Att. zone	FIN	ROC	
Total wins / game	7 / 58%	5 / 42%			11 / 69%	5 / 31%			12 / 71%	5 / 29%				
												30 / 67%	15 / 33%	



HEAD TO HEAD

	No.	ROC						Tot.	wins FIN	Dz	Nz	Az		
		10	15	22	26	27	29						42	
FIN	12			0 - 1		1 - 1	1 - 1	2 - 1	8	4 50%	1 33%	2 67%	1 50%	
	16		1 - 0					0 - 2	3	1 33%			1 33%	
	24							1 - 0	2 - 0	3	3 100%		3 100%	
	40			1 - 0	2 - 0			1 - 2	3 - 0	9	7 78%	2 67%	2 67%	3 100%
	61			1 - 0			1 - 3	2 - 1		8	4 50%	1 50%	2 67%	1 33%
	77	1 - 0					6 - 1	0 - 1	4 - 1	14	11 79%	3 75%	5 71%	3 100%
Tot.		1	1	3	2	13	12	13	45	30 67%	7 58%	11 69%	12 71%	
wins ROC		0 0%	0 0%	1 33%	0 0%	5 38%	7 58%	2 15%	15 33%					
Dz			0 0%		0 0%	1 33%	3 60%	1 17%	5 29%					
Nz				0 0%		1 33%	3 60%	1 17%	5 31%					
Az		0 0%		1 100%		3 43%	1 50%	0 0%	5 42%					

Legend:

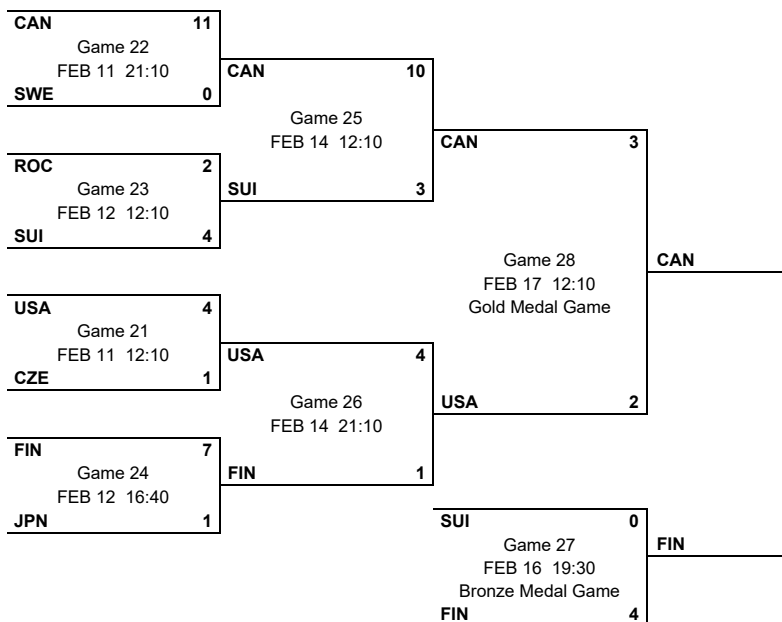
Az Attacking zone **Dz** Defending zone **No.** Jersey number **Nz** Neutral zone **Tot.** Total face-offs played



Tournament Progress
赛事进程 / Évolution du tournoi
As of THU 17 FEB 2022

Game Round	Date	Time	Teams	Results	1	2	3	OT	PSS	Venue
21 QF	FRI 11 FEB	12:10	USA - CZE	4 - 1	0 - 0	1 - 1	3 - 0			Wukesong Sports Centre
22 QF	FRI 11 FEB	21:10	CAN - SWE	11 - 0	4 - 0	5 - 0	2 - 0			Wukesong Sports Centre
23 QF	SAT 12 FEB	12:10	ROC - SUI	2 - 4	0 - 0	1 - 1	1 - 3			Wukesong Sports Centre
24 QF	SAT 12 FEB	16:40	FIN - JPN	7 - 1	2 - 1	2 - 0	3 - 0			Wukesong Sports Centre
25 SF	MON 14 FEB	12:10	CAN - SUI	10 - 3	5 - 1	3 - 2	2 - 0			Wukesong Sports Centre
26 SF	MON 14 FEB	21:10	USA - FIN	4 - 1	0 - 0	2 - 0	2 - 1			Wukesong Sports Centre
27 BMG	WED 16 FEB	19:30	FIN - SUI	4 - 0	1 - 0	0 - 0	3 - 0			Wukesong Sports Centre
28 GMG	THU 17 FEB	12:10	CAN - USA	3 - 2	2 - 0	1 - 1	0 - 1			Wukesong Sports Centre

Quarterfinals	Semifinals	Finals
---------------	------------	--------



Final Ranking

- Gold** Canada
- Silver** United States
- Bronze** Finland
- 4** Switzerland
- 5** ROC
- 6** Japan
- 7** Czech Republic
- 8** Sweden
- 9** China
- 10** Denmark

Legend:	
1	1st period
2	2nd period
3	3rd period
GMG	Gold Medal Game
OT	Overtime
PSS	Penalty-Shot Shootout
BMG	Bronze Medal Game
QF	Quarterfinals
SF	Semifinals



Line-Ups

阵容 / Composition des équipes

USA - CZE

Referees

22 MANTHA Elizabeth (CAN) , 10 NURMI Anniina (FIN)

Linespersons

95 HAMMAR Anna (SWE) , 69 HANLEY Kendall (USA)

Goalkeepers

Team: USA

No. Name

33 CAVALLINI Alex
35 ROONEY Maddie

Team: CZE

No. Name

29 PESLAROVA Klara
30 ZECHOVSKA Katerina

Team Line-ups

Team: USA (Blue)

No. Pos. Name

2 D STECKLEIN Lee +A
3 D BARNES Cayla
20 F BRANDT Hannah
21 F KNIGHT Hilary +A
26 F COYNE SCHOFIELD Kendall +C

5 D KELLER Megan
15 D HARMON Savannah
11 F ROQUE Abby
25 F CARPENTER Alex
28 F KESSEL Amanda

9 D BOZEK Megan
19 D DUNNE Jincy
12 F PANNEK Kelly
13 F ZUMWINKLE Grace
24 F CAMERANESI Dani

4 D HARVEY Caroline
16 F SCAMURRA Hayley
18 F COMPHER Jesse
37 F MURPHY Abbey

Head Coach: JOHNSON Joel

NOT DRESSED:

14 F DECKER Brianna
29 GK HENSLEY Nicole

Team: CZE (White)

No. Pos. Name

4 D PEJSOVA Daniela
27 D RADOVA Tereza
10 F KRIZOVA Denisa
18 F PEJZLOVA Michaela
21 F VANISOVA Tereza

5 D KOLOWRATOVA Samantha Ahn +A
24 D CAJANOVA Sara
16 F MRAZOVA Katerina +A
19 F MLYNKOVA Natalie
28 F NEUBAUEROVA Noemi

2 D TEJRALOVA Aneta
14 D LASKOVA Dominika
17 D HORALKOVA Pavlina
9 F MILLS Alena +C
26 F PRIBYLOVA Vendula

7 F SERDAR Lenka
23 F BUKOLSKA Katerina
25 F PATKOVA Kristyna

Head Coach: PACINA Tomas

NOT DRESSED:

1 GK SVEJDOVA Viktorie
12 F HYMLAROVA Klara
15 F LEDLOVA Aneta

Legend:

+A	Assistant Captain	+C	Captain	D	Defender	F	Forward
No.	Jersey number	Pos.	Position				



Graphical Line-ups
阵容图 / Alignments

USA - CZE

Referees


22 MANTHA Elizabeth (CAN) , 10 NURMI Anniina (FIN)

Linespersons

95 HAMMAR Anna (SWE) , 69 HANLEY Kendall (USA)

Team: USA - United States (Blue)

Head Coach: JOHNSON Joel



Team: CZE - Czech Republic (White)

Head Coach: PACINA Tomas



Legend:

+A Assistant Captain **+C** Captain **Sn** Starting position


Game Summary

比赛总结 / Résumé du match

REVISED

11 FEB 14:25

USA - CZE 4 - 1 (0 - 0, 1 - 1, 3 - 0)

Spectators	Referees	Linespersons
636	22 MANTHA Elizabeth (CAN) , 10 NURMI Anniina (FIN)	95 HAMMAR Anna (SWE) , 69 HANLEY Kendall (USA)

Team Statistics

Period	Score	SVS	SOG	PIM	TPP	PPG	SHG
1	0 : 0	0 : 18	18 : 0	2 : 4	03:42 : 02:00	0 : 0	0 : 0
2	1 : 1	3 : 12	13 : 4	5 : 4	03:32 : 05:00	0 : 0	0 : 0
3	3 : 0	2 : 25	28 : 2	4 : 2	01:20 : 03:20	1 : 0	0 : 0
Total	4 : 1	5 : 55	59 : 6	11 : 10	08:34 : 10:20	1 : 0	0 : 0

1st Period

Action	Time	ET/Res	Team	Type	No.	Name	(G)	Name of Assistant(s) / Action Description
GK	00:00		CZE		29	PESLAROVA K		- Goalkeeper in
GK	00:00		USA		33	CAVALLINI A		- Goalkeeper in
Penalty	06:25	08:25	CZE	2 min.	27	RADOVA T		- Illegal Hit
Penalty	10:42	12:42	USA	2 min.	37	MURPHY A		- Roughing
Penalty	18:18	20:18	CZE	2 min.	-	Team penalty		- Too Many Players / Served by: 25 PATKOVA K

2nd Period

Action	Time	ET/Res	Team	Type	No.	Name	(G)	Name of Assistant(s) / Action Description
Penalty	20:54	22:54	CZE	2 min.	7	SERDAR L		- Delaying the Game
Goal	24:59	0 : 1	CZE	EQ	18	PEJZLOVA M	(2)	21 VANISOVA T On Ice USA 33 2 9 18 24 37 10 KRIZOVA D CZE 29 4 10 18 21 27
Goal	25:47	1 : 1	USA	EQ	21	KNIGHT H	(4)	26 COYNE SCHOFIELD On Ice USA 33 5 15 20 21 26 K CZE 29 5 16 19 24 28 20 BRANDT H
Penalty	33:46	38:46	USA	5 min.	24	CAMERANESI D		- Boarding
Penalty	38:46	40:46	CZE	2 min.	14	LASKOVA D		- Tripping

3rd Period

Action	Time	ET/Res	Team	Type	No.	Name	(G)	Name of Assistant(s) / Action Description
Penalty	42:59	44:59	USA	2 min.	37	MURPHY A		- High Sticking
Goal	46:49	2 : 1	USA	EQ	2	STECKLEIN L	(1)	12 PANNEK K On Ice USA 33 2 5 12 13 16 5 KELLER M CZE 29 4 10 17 18 21
Penalty	54:17	56:17	USA	2 min.	12	PANNEK K		- Slashing
Penalty	55:37	56:51	CZE	2 min.	10	KRIZOVA D		- Illegal Hit
Goal	56:51	3 : 1	USA	PP1	15	HARMON S	(2)	20 BRANDT H On Ice USA 33 3 15 20 21 26 * 21 KNIGHT H CZE 29 2 17 18 19
GK	59:06		CZE					29 PESLAROVA K - Goalkeeper out
Goal	59:54	4 : 1	USA	EQ	26	COYNE SCHOFIELD K	(3)	5 KELLER M On Ice USA 33 2 5 20 21 26 CZE 2 4 10 14 18
GK	59:54		CZE		29	PESLAROVA K		- Goalkeeper in
GK	60:00		USA					33 CAVALLINI A - Goalkeeper out
GK	60:00		CZE					29 PESLAROVA K - Goalkeeper out

Goalkeeper Records
Team : USA - United States

No.	Name	SOG	SVS	MIP
33	CAVALLINI Alex	6	5	60:00
35	ROONEY Maddie			

Team : CZE - Czech Republic

No.	Name	SOG	SVS	MIP
29	PESLAROVA Klara	58	55	59:12
30	ZECHOVSKA Katerina			

Game Statistics

Team : USA (Blue)



Head Coach : JOHNSON Joel		Shots on Goal											Time on Ice										
No.	Pos.	Name	G	A	P	PIM	FO+	FO-	FO+/-	FO%	1	2	3	OT	TS	+/-	1	2	3	OT	TOT	SHF	AVG
2	D	STECKLEIN Lee +A	1	0	1	0	0	0	0	0.00	0	0	3	3	3	+1	6:44	11:04	9:56	27:44	32	0:52	
3	D	BARNES Cayla	0	0	0	0	0	0	0	0.00	0	1	2	3	0	0	8:20	8:04	8:19	24:43	26	0:57	
20	F	BRANDT Hannah	0	2	2	0	10	6	4	62.50	1	0	2	3	+2	5:28	7:21	7:06	19:55	25	0:47		
21	F	KNIGHT Hilary +A	1	1	2	0	0	0	0	0.00	3	2	0	5	+2	6:21	7:48	7:40	21:49	26	0:50		
26	F	COYNE SCHOFIELD Kendall +C	1	1	2	0	0	0	0	0.00	3	4	4	11	+2	5:51	8:04	7:11	21:06	23	0:55		
5	D	KELLER Megan	0	2	2	0	0	0	0	0.00	2	1	5	8	+3	8:30	9:49	10:24	28:43	33	0:52		
11	F	ROQUE Abby	0	0	0	0	7	7	0	50.00	0	0	2	2	0	0	6:03	7:04	6:22	19:29	19	1:01	
15	D	HARMON Savannah	1	0	1	0	0	0	0	0.00	1	0	2	3	+1	8:09	7:02	8:40	23:51	28	0:51		
25	F	CARPENTER Alex	0	0	0	0	4	2	2	66.67	2	4	2	8	0	0	5:20	5:14	3:46	14:20	15	0:57	
28	F	KESSEL Amanda	0	0	0	0	0	0	0	0.00	2	1	1	4	0	0	5:26	5:16	3:43	14:25	16	0:54	
9	D	BOZEK Megan	0	0	0	0	0	0	0	0.00	1	0	0	1	-1	6:24	2:35	1:10	10:09	14	0:43		
12	F	PANNEK Kelly	0	1	1	2	4	4	0	50.00	0	0	0	0	+1	3:58	4:07	3:46	11:51	17	0:41		
13	F	ZUMWINKLE Grace	0	0	0	0	0	0	0	0.00	1	0	2	3	+1	3:29	1:07	3:04	7:40	10	0:46		
19	D	DUNNE Jincy	0	0	0	0	0	0	0	0.00	0	0	0	0	0	0	0:00	0:00	0:00	0:00	0	0:00	
24	F	CAMERANESI Dani	0	0	0	5	0	0	0	0.00	0	0	3	3	-1	4:05	3:44	4:29	12:18	17	0:43		
4	D	HARVEY Caroline	0	0	0	0	0	0	0	0.00	0	0	0	0	0	0	0:00	0:00	0:00	0:00	0	0:00	
16	F	SCAMURRA Hayley	0	0	0	0	0	0	0	0.00	0	0	0	0	+1	3:36	0:00	3:45	7:21	9	0:49		
18	F	COMPHER Jesse	0	0	0	0	4	1	3	80.00	0	0	0	0	-1	4:18	3:31	4:43	12:32	16	0:47		
37	F	MURPHY Abbey	0	0	0	4	0	0	0	0.00	2	0	0	2	-1	5:47	2:55	1:40	10:22	15	0:41		
33	GK	CAVALLINI Alex	0	0	0	0	0	0	0	0.00	0	0	0	0	0	0	0:00	0:00	0:00	0:00	0	0:00	
35	GK	ROONEY Maddie	0	0	0	0	0	0	0	0.00	0	0	0	0	0	0	0:00	0:00	0:00	0:00	0	0:00	
Total			4	7	11	11	29	20	9	59.18	18	13	28	59									

Team : CZE (White)

Head Coach : PACINA Tomas		Shots on Goal											Time on Ice										
No.	Pos.	Name	G	A	P	PIM	FO+	FO-	FO+/-	FO%	1	2	3	OT	TS	+/-	1	2	3	OT	TOT	SHF	AVG
4	D	PEJSOVA Daniela	0	0	0	0	0	0	0	0.00	0	1	0	1	-1	6:07	6:26	10:04	22:37	31	0:43		
10	F	KRIZOVA Denisa	0	1	1	2	0	1	-1	0.00	0	0	0	0	-1	5:13	6:24	7:12	18:49	28	0:40		
18	F	PEJZLOVA Michaela	1	0	1	0	7	11	-4	38.89	0	1	0	1	-1	5:09	7:12	6:23	18:44	28	0:40		
21	F	VANISOVA Tereza	0	1	1	0	1	0	1	100.00	0	1	0	1	0	0	5:38	6:39	6:57	19:14	26	0:44	
27	D	RADOVA Tereza	0	0	0	2	0	0	0	0.00	0	0	0	0	+1	4:53	3:20	4:23	12:36	20	0:37		
5	D	KOLOWRATOVA Samantha Ahn +A	0	0	0	0	0	0	0	0.00	0	0	0	0	-1	5:47	5:55	4:42	16:24	22	0:44		
16	F	MRAZOVA Katerina +A	0	0	0	0	5	10	-5	33.33	0	0	0	0	-1	4:31	4:38	6:07	15:16	22	0:41		
19	F	MLYNKOVA Natalie	0	0	0	0	1	0	1	100.00	0	0	0	0	-1	5:34	4:03	6:08	15:45	25	0:37		
24	D	CAJANOVA Sara	0	0	0	0	0	0	0	0.00	0	0	0	0	-1	6:55	5:38	6:00	18:33	25	0:44		
28	F	NEUBAUEROVA Noemi	0	0	0	0	0	1	-1	0.00	0	0	1	1	-1	4:49	5:02	5:06	14:57	22	0:40		
2	D	TEJRALOVA Aneta	0	0	0	0	0	0	0	0.00	0	0	0	0	-1	8:51	8:14	6:46	23:51	30	0:47		
9	F	MILLS Alena +C	0	0	0	0	3	5	-2	37.50	0	0	1	1	0	5:27	6:54	7:54	20:15	22	0:55		
14	D	LASKOVA Dominika	0	0	0	2	0	0	0	0.00	0	0	0	0	-1	5:07	7:35	9:03	21:45	25	0:52		
17	D	HORALKOVA Pavlina	0	0	0	0	0	0	0	0.00	0	0	0	0	-1	5:28	5:01	4:20	14:49	20	0:44		
26	F	PRIBYLOVA Vendula	0	0	0	0	1	0	1	100.00	0	1	0	1	0	0	4:01	3:58	4:14	12:13	14	0:52	
7	F	SERDAR Lenka	0	0	0	2	2	1	1	66.67	0	0	0	0	0	0	4:01	3:13	0:43	7:57	11	0:43	
23	F	BUKOLSKA Katerina	0	0	0	0	0	0	0	0.00	0	0	0	0	0	0	3:54	3:02	1:09	8:05	11	0:44	
25	F	PATKOVA Kristyna	0	0	0	0	0	0	0	0.00	0	0	0	0	0	0	4:02	2:00	0:37	6:39	7	0:57	
29	GK	PESLAROVA Klara	0	0	0	0	0	0	0	0.00	0	0	0	0	0	0	0:00	0:00	0:00	0:00	0	0:00	
30	GK	ZECHOVSKA Katerina	0	0	0	0	0	0	0	0.00	0	0	0	0	0	0	0:00	0:00	0:00	0:00	0	0:00	
Total			1	2	3	8	20	29	-9	40.82	0	4	2	6									



Wukesong Sports Centre

五棵松体育中心
Centre sportif de Wukesong

FRI 11 FEB 2022

Start Time 12:10
End Time 14:16

Ice Hockey

冰球 / Hockey sur glace

Women

女子 / Femmes

Play-offs Quarterfinals, Game 21

1/4决赛, 比赛 21 / Phase finale, quarts de finale, Match 21



Legend:

(G) Goals in tournament	* Does not count for Plus/minus	+/- Plus/minus net	+A Assistant Captain
+C Captain	A Assists	AVG Average time on ice / shift	D Defender
ENG Empty net goal	EQ Equal strength	ET/Res Penalty end time/Result of game	F Forward
FO% Face-offs won as percentage	FO+ Face-offs won	FO- Face-offs lost	FO+/- Face-offs net
G Goals	GK Goalkeeper	MIP Minutes in play (GK)	No. Jersey number
OT Overtime	P Points	PIM Penalties in minutes	Pos. Position
PP1 Power play - 1 player	PPG Power play goals	SHF Number of shifts	SHG Shorthanded goals
SOG Shots on goal	SVS Saves	TOT Total	TPP Time on power play
TS Total shots			

REVISED

Revised to award an assist for USA number 5 KELLER on goal scored at 59:54.



Shot Chart
射门表 / Analyse des tirs

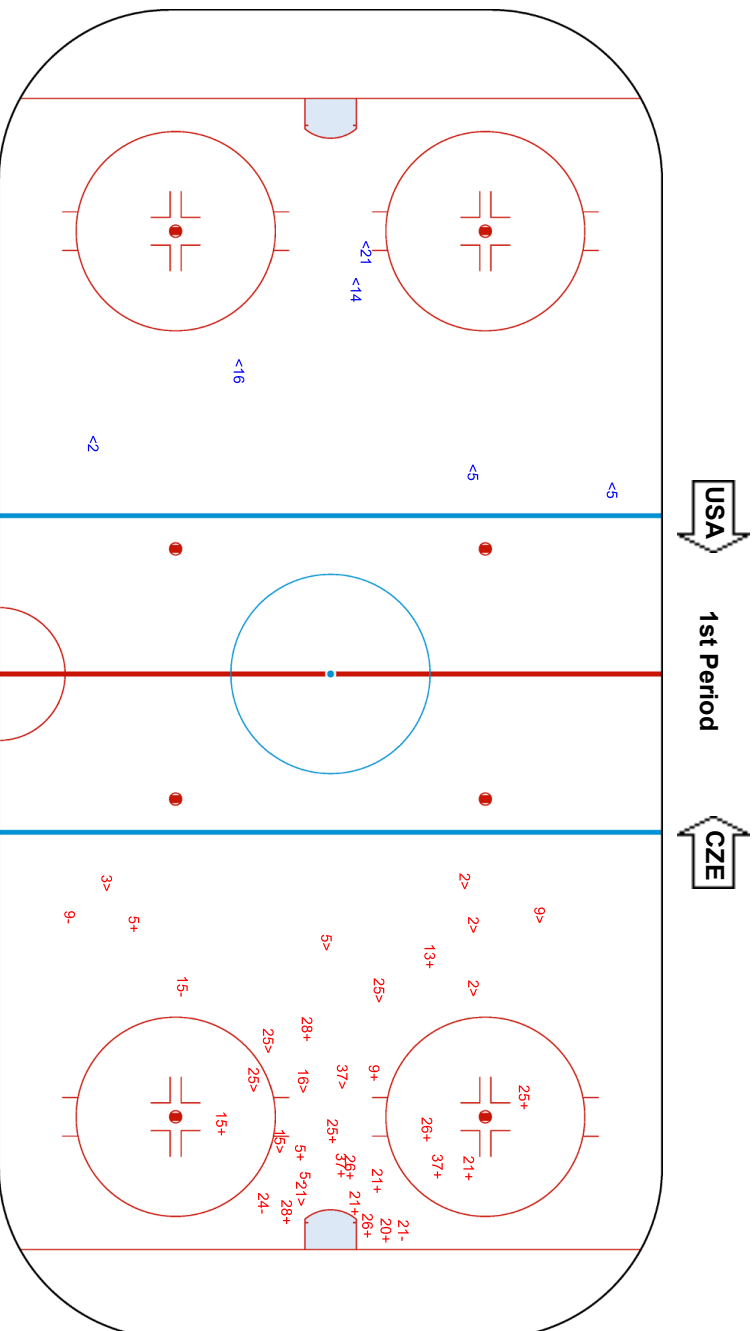
USA - CZE

Shots by CZE
Goals (G): 0
SSP (-): 6

Shots by USA
Goals (G): 0
SSP (-): 13

SSG (+): 0
SPG (-): 0
GK 33 of USA

SSG (+): 18
SPG (-): 5
GK 29 of CZE





Wukesong Sports Centre
 五棵松体育中心
 Centre sportif de Wukesong

BEIJING 2022
FRI 11 FEB 2022
 Start Time 12:10

Ice Hockey
 冰球 / Hockey sur glace

Women
 女子 / Femmes

Play-offs Quarterfinals, Game 21
 1/4决赛 比赛 21 / Phase finale, quarts de finale, Match 21

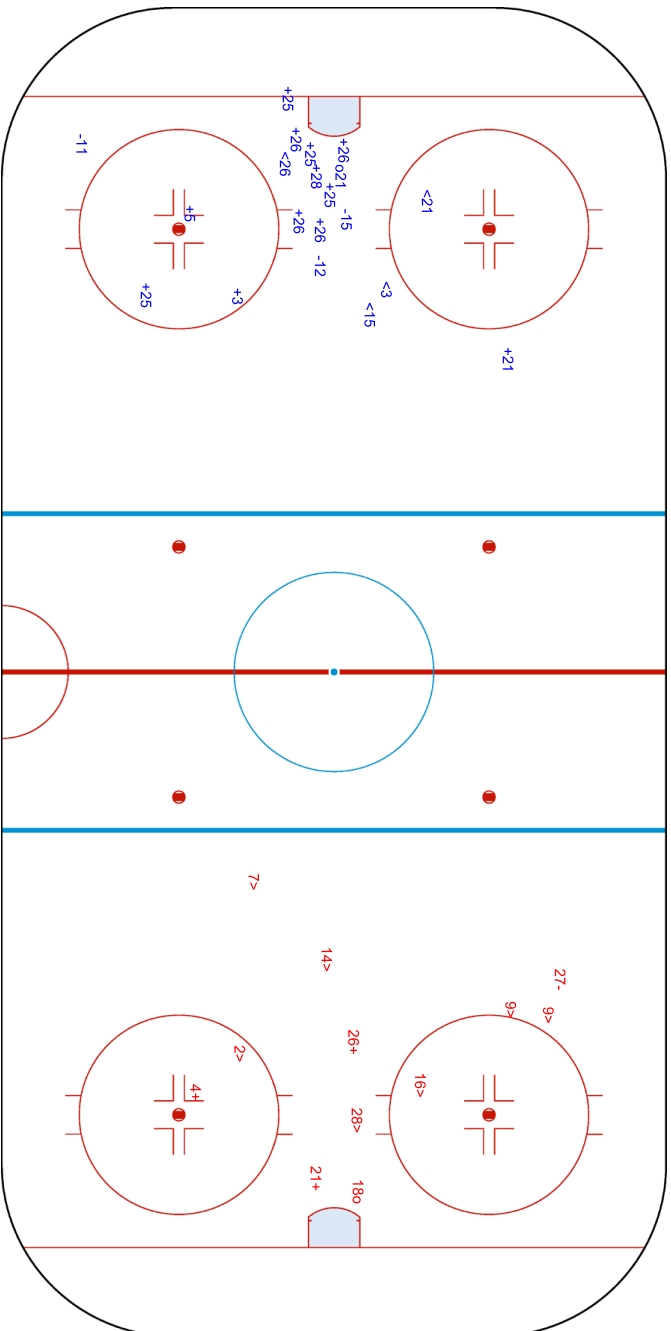


Shots by USA
 Goals (0): 1 SSG (+): 12
 SSP (-): 4 SPG (-): 3

Shots by CZE
 Goals (0): 1 SSG (+): 3
 SSP (-): 7 SPG (-): 1

GK 29 of CZE

GK 33 of USA





Wukesong Sports Centre
 五棵松体育中心
 Centre sportif de Wukesong

FRI 11 FEB 2022
 Start Time 12:10

Ice Hockey
 冰球 / Hockey sur glace

Women
 女子 / Femmes

Play-offs Quarterfinals, Game 21
 1/4决赛 比赛 21 / Phase finale, quarts de finale, Match 21



Shots by CZE
 Goals (0): 0
 SSP (-): 1

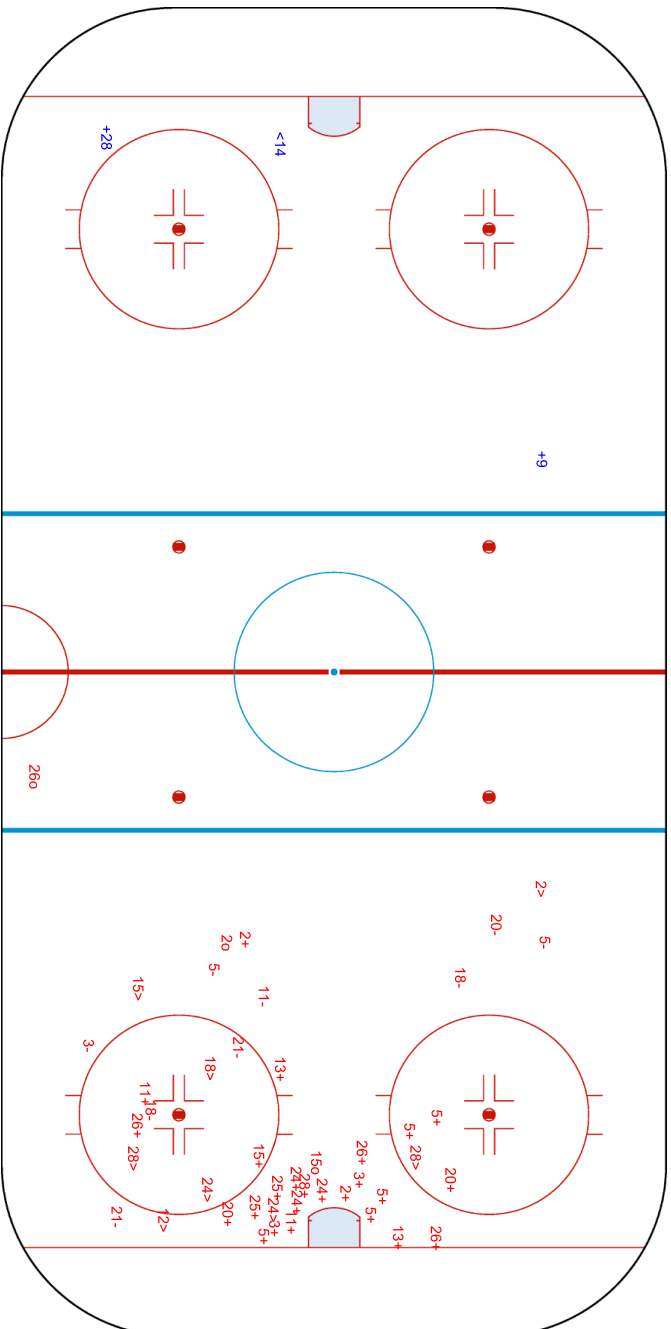
Shots by USA
 Goals (0): 3
 SSP (-): 8

SSG (+): 2
 SPG (-): 0

USA **3rd Period** **CZE**

GK 33 of USA

GK 29 of CZE



GK 29 of CZE
 02 015
 ENG

Legend:	ENG	GK	SPG	SSG	SSP
	Empty net goal	Goalkeeper	Shots past goal	Shots saved by goalkeeper	Shots saved by player



Face-off Chart
争球表 / Statistiques des mises en jeu

USA - CZE

1st PERIOD

	USA		CZE		USA		CZE		USA		CZE				
	Def. zone	Att. zone	Def. zone	Att. zone	Neutral zone		Att. zone	Def. zone	Att. zone	Def. zone	Total wins all zones				
	+ 20	- 18			- 20	+ 18			+ 20	- 18	<table border="1"> <thead> <tr> <th>USA</th> <th>CZE</th> </tr> </thead> <tbody> <tr> <td>12 / 63%</td> <td>7 / 37%</td> </tr> </tbody> </table>	USA	CZE	12 / 63%	7 / 37%
USA	CZE														
12 / 63%	7 / 37%														
	- 20	+ 16			- 11	+ 9			+ 11	- 16					
									+ 11	- 9					
									+ 11	- 16					
									+ 11	- 16					
									+ 12	- 7					
									- 11	+ 19					
									+ 12	- 9					
									- 12	+ 9					
									+ 18	- 16					
									+ 12	- 9					
									- 18	+ 16					
									+ 11	- 18					
									- 11	+ 18					
									+ 20	- 28					
Total wins / period	1 / 50%	1 / 50%			0 / 0%	2 / 100%			11 / 73%	4 / 27%					

2nd PERIOD

	USA		CZE		USA		CZE		USA		CZE				
	Def. zone	Att. zone	Def. zone	Att. zone	Neutral zone		Att. zone	Def. zone	Att. zone	Def. zone	Total wins all zones				
	+ 18	- 18			- 20	+ 7			- 11	+ 18	<table border="1"> <thead> <tr> <th>USA</th> <th>CZE</th> </tr> </thead> <tbody> <tr> <td>10 / 56%</td> <td>8 / 44%</td> </tr> </tbody> </table>	USA	CZE	10 / 56%	8 / 44%
USA	CZE														
10 / 56%	8 / 44%														
	+ 18	- 16			+ 20	- 16			+ 25	- 10					
	+ 20	- 18			- 11	+ 9			- 20	+ 16					
	- 12	+ 16			- 12	+ 7			+ 25	- 18					
					+ 20	- 18			+ 18	- 16					
					+ 11	- 18			+ 25	- 18					
					- 20	+ 18			- 12	+ 26					
Total wins / period	3 / 75%	1 / 25%			3 / 43%	4 / 57%			4 / 57%	3 / 43%					

3rd PERIOD

	USA		CZE		USA		CZE		USA		CZE				
	Def. zone	Att. zone	Def. zone	Att. zone	Neutral zone		Att. zone	Def. zone	Att. zone	Def. zone	Total wins all zones				
	+ 12	- 16			- 11	+ 21			- 20	+ 16	<table border="1"> <thead> <tr> <th>USA</th> <th>CZE</th> </tr> </thead> <tbody> <tr> <td>7 / 58%</td> <td>5 / 42%</td> </tr> </tbody> </table>	USA	CZE	7 / 58%	5 / 42%
USA	CZE														
7 / 58%	5 / 42%														
	- 11	+ 18			+ 20	- 16			+ 25	- 18					
					+ 20	- 16			- 25	+ 18					
					+ 11	- 9			- 25	+ 18					
					+ 20	- 18									
					+ 20	- 9									
Total wins / period	1 / 50%	1 / 50%			5 / 83%	1 / 17%			1 / 25%	3 / 75%					

TOTAL



Total wins / game	USA	CZE	USA	CZE	USA	CZE	Total wins all zones	
	Def. zone	Att. zone	Neutral zone		Att. zone	Def. zone	USA	CZE
	5 / 63%	3 / 37%	8 / 53%	7 / 47%	16 / 62%	10 / 38%	29 / 59%	20 / 41%

HEAD TO HEAD

No.	CZE									Tot.	wins USA	Dz	Nz	Az
	7	9	10	16	18	19	21	26	28					
USA	11	2 - 2		3 - 0	2 - 3	0 - 1	0 - 1			14	7 50%	0 0%	2 40%	5 63%
	12	1 - 1	2 - 1	1 - 1				0 - 1		8	4 50%	1 50%	0 0%	3 60%
	18			3 - 1	1 - 0					5	4 80%	2 100%		2 67%
	20	0 - 1	1 - 0		3 - 3	5 - 2			1 - 0	16	10 63%	2 67%	6 67%	2 50%
	25			1 - 0		3 - 2				6	4 67%			4 67%
Tot.	3	8	1	15	18	1	1	1	1	49	29 59%	5 63%	8 53%	16 62%
wins CZE	2 67%	3 38%	0 0%	5 33%	7 39%	1 100%	1 100%	1 100%	0 0%	20 41%				
Dz	0 0%	1 25%	0 0%	3 38%	4 44%	1 100%		1 100%	0 0%	10 38%				
Nz	2 100%	2 50%		0 0%	2 40%		1 100%			7 47%				
Az				2 50%	1 25%					3 37%				

Legend:

Az Attacking zone **Dz** Defending zone **No.** Jersey number **Nz** Neutral zone **Tot.** Total face-offs played



Line-Ups

阵容 / Composition des équipes

CAN - SWE

Referees

99 ABROSIMOVA Daria (RUS) , 9 SENUK Lacey (CAN)

Linespersons

7 CLARKE Alex (CAN) , 27 KAINBERGER Julia (AUT)

Goalkeepers

Team: CAN

No. Name

35 DESBIENS Ann-Renee
38 MASCHMEYER Emerance

Team: SWE

No. Name

30 SODERBERG Emma
35 BOMAN Ida

Team Line-ups

Team: CAN (Black)

No. Pos. Name

3 D LAROCQUE Jocelyne +A
14 D FAST Renata
19 F JENNER Brianne
20 F NURSE Sarah
29 F POULIN Marie-Philip +C

23 D AMBROSE Erin
42 D THOMPSON Claire
6 F JOHNSTON Rebecca
26 F CLARK Emily
40 F TURNBULL Blayre +A

21 D BELL Ashton
28 D ZANDEE-HART Micah
10 F FILLIER Sarah
24 F SPOONER Natalie
47 F RATTRAY Jamie Lee

17 D SHELTON Ella
7 F STACEY Laura
11 F SAULNIER Jill
27 F MALTAIS Emma

Head Coach: RYAN Troy

NOT DRESSED:

15 F DAOUST Melodie
50 GK CAMPBELL Kristen

Team: SWE (Yellow)

No. Pos. Name

10 D WAXIN Mina
12 D NYLEN-PERSSON Maja +A
11 F BOUVENG Josefin
25 F LJUNGBLOM Lina
28 F LOWENHIELM Michelle +C

5 D FALLMAN Johanna
9 D ADOLFSSON Jessica
17 F LUNDIN Sofie
24 F WIKNER-ZIENKIEWICZ Felizia
27 F NORDIN Emma

3 D KJELBIN Anna +A
8 D BERGLUND Ebba
13 F MUREN Emma
16 F JOHANSSON Linnea
29 F CARLSSON Olivia

4 D ANDERSSON Linnea
15 F JOHANSSON Lisa
19 F HJALMARSSON Sara
22 F PETERSON Linn

Head Coach: LUNDBERG Ulf

NOT DRESSED:

1 GK AKER Agnes
20 D BERGSTROM Paula

Legend:

+A	Assistant Captain	+C	Captain	D	Defender	F	Forward
No.	Jersey number	Pos.	Position				



Graphical Line-ups

阵容图 / Alignments

CAN - SWE

Referees

99 ABROSIMOVA Daria (RUS) , 9 SENUK Lacey (CAN)

Linespersons

7 CLARKE Alex (CAN) , 27 KAINBERGER Julia (AUT)

Team: CAN - Canada (Black)

Head Coach: RYAN Troy

S1 38 MASCHMEYER Emerance		
35 DESBIENS Ann-Renee		
S2 3 LAROCQUE Jocelyne +A	S3 14 FAST Renata	
S5 20 NURSE Sarah	S6 29 POULIN Marie-Philip +C	S4 19 JENNER Brianne
42 THOMPSON Claire		23 AMBROSE Erin
26 CLARK Emily	40 TURNBULL Blayre +A	6 JOHNSTON Rebecca
28 ZANDEE-HART Micah		21 BELL Ashton
47 RATTRAY Jamie Lee	10 FILLIER Sarah	24 SPOONER Natalie
17 SHELTON Ella		
11 SAULNIER Jill	27 MALTAIS Emma	7 STACEY Laura

Team: SWE - Sweden (Yellow)

Head Coach: LUNDBERG Ulf

S1 30 SODERBERG Emma		
35 BOMAN Ida		
S2 10 WAXIN Mina	S3 12 NYLEN-PERSSON Maja +A	
S4 11 BOUVENG Josefin	S6 28 LOWENHIELM Michelle +C	S5 25 LJUNGBLOM Lina
9 ADOLFSSON Jessica		5 FALLMAN Johanna
17 LUNDIN Sofie	27 NORDIN Emma	24 WIKNER-ZIENKIEWICZ Felizia
8 BERGLUND Ebba		3 KJELLBIN Anna +A
13 MUREN Emma	16 JOHANSSON Linnea	29 CARLSSON Olivia
		4 ANDERSSON Linnea
15 JOHANSSON Lisa	19 HJALMARSSON Sara	22 PETERSON Linn

Legend:

+A Assistant Captain

+C Captain

Sn Starting position



Game Summary

比赛总结 / Résumé du match

CAN - SWE 11 - 0 (4 - 0 , 5 - 0 , 2 - 0)

Spectators	Referees	Linespersons
669	99 ABROSIMOVA Daria (RUS) , 9 SENUK Lacey (CAN)	7 CLARKE Alex (CAN) , 27 KAINBERGER Julia (AUT)

Team Statistics

Period	Score	SVS	SOG	PIM	TPP	PPG	SHG
1	4 : 0	3 : 15	19 : 3	4 : 4	00:34 : 04:00	2 : 0	0 : 0
2	5 : 0	3 : 15	20 : 3	2 : 8	03:58 : 02:00	2 : 0	0 : 0
3	2 : 0	5 : 15	17 : 5	2 : 2	03:31 : 02:00	0 : 0	0 : 0
Total	11 : 0	11 : 45	56 : 11	8 : 14	08:03 : 08:00	4 : 0	0 : 0

1st Period

Action	Time	ET/Res	Team	Type	No.	Name	(G)	Name of Assistant(s) / Action Description
GK	00:00		SWE		30	SODERBERG E		- Goalkeeper in
GK	00:00		CAN		38	MASCHMEYER E		- Goalkeeper in
Goal	03:05	1 : 0	CAN	EQ	19	JENNER B	(6)	29 POULIN MP On Ice CAN 38 19 20 23 29 42 20 NURSE S SWE 30 10 12 13 16 29
Penalty	05:28	07:28	CAN	2 min.	20	NURSE S		- Interference
Penalty	14:15	16:15	CAN	2 min.	19	JENNER B		- Slashing
Penalty	16:43	17:05	SWE	2 min.	9	ADOLFSSON J		- Tripping
Goal	17:05	2 : 0	CAN	PP1	10	FILLIER S	(6)	6 JOHNSTON R On Ice CAN 38 6 10 19 23 29 29 POULIN MP SWE 30 4 5 19 22 *
Goal	17:41	3 : 0	CAN	EQ	10	FILLIER S	(7)	47 RATTRAY JL On Ice CAN 38 3 10 14 24 47 14 FAST R SWE 30 3 8 11 25 28
Penalty	19:23	19:35	SWE	2 min.	19	HJALMARSSON S		- Cross-Checking
Goal	19:35	4 : 0	CAN	PP1	47	RATTRAY JL	(4)	42 THOMPSON C On Ice CAN 38 3 20 24 42 47 20 NURSE S SWE 30 5 9 25 28 *

2nd Period

Action	Time	ET/Res	Team	Type	No.	Name	(G)	Name of Assistant(s) / Action Description
Penalty	22:12	23:16	SWE	2 min.	5	FALLMAN J		- Tripping
Goal	23:16	5 : 0	CAN	PP1	24	SPOONER N	(3)	20 NURSE S On Ice CAN 38 3 20 24 42 47 3 LAROCQUE J SWE 30 4 9 19 22 *
Goal	25:15	6 : 0	CAN	EQ	23	AMBROSE E	(3)	29 POULIN MP On Ice CAN 38 19 20 23 29 42 42 THOMPSON C SWE 30 10 12 13 19 29
Goal	26:56	7 : 0	CAN	EQ	40	TURNBULL B	(3)	23 AMBROSE E On Ice CAN 38 7 11 23 40 42 11 SAULNIER J SWE 30 8 9 11 15 28
Goal	28:13	8 : 0	CAN	EQ	19	JENNER B	(7)	29 POULIN MP On Ice CAN 38 19 20 21 28 29 20 NURSE S SWE 30 5 9 13 16 29
Penalty	28:44	29:09	SWE	2 min.	19	HJALMARSSON S		- Boarding
Goal	29:09	9 : 0	CAN	PP1	26	CLARK E	(1)	21 BELL A On Ice CAN 38 6 21 26 28 40 28 ZANDEE-HART M SWE 30 4 8 13 29 *
Penalty	32:46	34:46	CAN	2 min.	17	SHELTON E		- Tripping
Penalty	36:21	38:21	SWE	2 min.	8	BERGLUND E		- Tripping
Penalty	39:31	41:31	SWE	2 min.	4	ANDERSSON L		- Tripping

3rd Period

Action	Time	ET/Res	Team	Type	No.	Name	(G)	Name of Assistant(s) / Action Description
GK	40:00		SWE		35	BOMAN I		- Goalkeeper in 30 SODERBERG E - Goalkeeper out
Penalty	47:55	49:55	SWE	2 min.	8	BERGLUND E		- Illegal Hit
Goal	50:55	10 : 0	CAN	EQ	19	JENNER B	(8)	28 ZANDEE-HART M On Ice CAN 38 17 19 20 28 29 42 THOMPSON C SWE 35 10 12 15 25 27
Goal	52:06	11 : 0	CAN	EQ	10	FILLIER S	(8)	24 SPOONER N On Ice CAN 38 3 10 14 24 47 14 FAST R SWE 35 3 8 17 24 27
Penalty	54:43	56:43	CAN	2 min.	28	ZANDEE-HART M		- Hooking
GK	60:00		CAN					38 MASCHMEYER E - Goalkeeper out



Action	Time	ET/Res	Team	Type	No. Name	(G) Name of Assistant(s) / Action Description
GK	60:00		SWE			35 BOMAN I - Goalkeeper out

Goalkeeper Records
Team : CAN - Canada

No. Name	SOG	SVS	MIP
38 MASCHMEYER Emerance	11	11	60:00
35 DESBIENS Ann-Renee			

Team : SWE - Sweden

No. Name	SOG	SVS	MIP
30 SODERBERG Emma	39	30	40:00
35 BOMAN Ida	17	15	20:00

Game Statistics
Team : CAN (Black)

Head Coach : RYAN Troy										Shots on Goal				Time on Ice							
No. Pos. Name	G	A	P	PIM	FO+	FO-	FO+/-	FO%	1	2	3	OT	TS	+/-	1	2	3	OT	TOT	SHF	AVG
3 D LAROCQUE Jocelyne +A	0	1	1	0	0	0	0	0.00	0	1	0	0	1	+2	7:17	5:51	4:47		17:55	27	0:39
14 D FAST Renata	0	2	2	0	0	0	0	0.00	1	0	1	2	+2	8:01	3:54	5:37		17:32	27	0:38	
19 F JENNER Brianne	3	0	3	2	1	2	-1	33.33	4	3	1	8	+4	5:26	4:50	3:25		13:41	22	0:37	
20 F NURSE Sarah	0	4	4	2	3	1	2	75.00	0	1	1	2	+4	5:29	4:42	5:07		15:18	24	0:38	
29 F POULIN Marie-Philip +C	0	4	4	0	3	3	0	50.00	0	2	2	4	+4	5:05	5:12	3:16		13:33	20	0:40	
6 F JOHNSTON Rebecca	0	1	1	0	0	0	0	0.00	1	1	2	4	0	3:35	6:45	5:02		15:22	23	0:40	
23 D AMBROSE Erin	1	1	2	0	0	0	0	0.00	1	3	0	4	+3	6:05	5:29	4:53		16:27	28	0:35	
26 F CLARK Emily	1	0	1	0	0	0	0	0.00	0	2	1	3	0	5:30	5:18	5:18		16:06	26	0:37	
40 F TURNBULL Blayne +A	1	0	1	0	16	3	13	84.21	0	1	0	1	+1	5:35	5:39	6:45		17:59	30	0:35	
42 D THOMPSON Claire	0	3	3	0	0	0	0	0.00	1	0	0	1	+3	5:00	5:26	5:09		15:35	28	0:33	
10 F FILLIER Sarah	3	0	3	0	9	3	6	75.00	3	1	3	7	+2	4:31	5:11	3:19		13:01	19	0:41	
21 D BELL Ashton	0	1	1	0	0	0	0	0.00	1	1	3	5	+1	3:23	5:47	7:00		16:10	27	0:35	
24 F SPOONER Natalie	1	1	2	0	0	0	0	0.00	0	2	1	3	+2	4:09	5:12	3:58		13:19	20	0:39	
28 D ZANDEE-HART Micah	0	2	2	2	0	0	0	0.00	1	1	1	3	+2	6:32	6:34	6:38		19:44	31	0:38	
47 F RATTRAY Jamie Lee	1	1	2	0	0	0	0	0.00	5	0	1	6	+2	3:39	4:13	3:36		11:28	19	0:36	
7 F STACEY Laura	0	0	0	0	0	0	0	0.00	1	0	0	1	+1	4:17	4:04	5:18		13:39	19	0:43	
11 F SAULNIER Jill	0	1	1	0	0	0	0	0.00	0	0	0	0	+1	3:51	4:18	6:25		14:34	23	0:38	
17 D SHELTON Ella	0	0	0	2	0	0	0	0.00	0	1	0	1	+1	3:01	4:58	5:41		13:40	20	0:41	
27 F MALTAIS Emma	0	0	0	0	11	8	3	57.89	0	0	0	0	0	4:53	4:28	5:55		15:16	22	0:41	
35 GK DESBIENS Ann-Renee	0	0	0	0					0	0	0	0	0								
38 GK MASCHMEYER Emerance	0	0	0	0					0	0	0	0	0								
Total	11	22	33	8	43	20	23	68.25	19	20	17	56									

Team : SWE (Yellow)

Head Coach : LUNDBERG Ulf										Shots on Goal				Time on Ice							
No. Pos. Name	G	A	P	PIM	FO+	FO-	FO+/-	FO%	1	2	3	OT	TS	+/-	1	2	3	OT	TOT	SHF	AVG
10 D WAXIN Mina	0	0	0	0	0	0	0	0.00	0	0	1	1	-3	6:19	6:02	4:39		17:00	25	0:40	
11 F BOUVENG Josefín	0	0	0	0	0	0	0	0.00	0	1	1	2	-2	6:35	3:43	3:59		14:17	18	0:47	
12 D NYLEN-PERSSON Maja +A	0	0	0	0	0	0	0	0.00	0	0	1	1	-3	6:29	7:16	5:03		18:48	26	0:43	
25 F LJUNGBLOM Lina	0	0	0	0	3	4	-1	42.86	0	0	0	0	-2	5:58	3:45	5:57		15:40	23	0:40	
28 F LOWENHIELM Michelle +C	0	0	0	0	5	7	-2	41.67	0	0	0	0	-2	8:45	4:46	4:27		17:58	20	0:53	
5 D FALLMAN Johanna	0	0	0	2	0	0	0	0.00	0	0	0	0	-1	5:32	3:40	2:53		12:05	23	0:31	
9 D ADOLFSSON Jessica	0	0	0	2	0	0	0	0.00	0	0	0	0	-2	8:40	5:05	7:48		21:33	32	0:40	
17 F LUNDIN Sofie	0	0	0	0	0	0	0	0.00	0	0	1	1	-1	6:46	4:29	4:02		15:17	23	0:39	
24 F WIKNER-ZIENKIEWICZ Felizia	0	0	0	0	0	0	0	0.00	1	1	0	2	-1	7:27	4:41	4:35		16:43	24	0:41	
27 F NORDIN Emma	0	0	0	0	3	12	-9	20.00	0	0	0	0	-2	5:54	4:42	4:22		14:58	22	0:40	
3 D KJELLBIN Anna +A	0	0	0	0	0	0	0	0.00	0	1	0	1	-2	5:28	5:47	8:08		19:23	26	0:44	
8 D BERGLUND Ebba	0	0	0	4	0	0	0	0.00	1	0	0	1	-3	2:54	6:54	6:50		16:38	23	0:43	
13 F MUREN Emma	0	0	0	0	2	3	-1	40.00	0	0	0	0	-3	4:16	7:25	3:41		15:22	20	0:46	
16 F JOHANSSON Linnea	0	0	0	0	3	7	-4	30.00	1	0	0	1	-2	3:01	5:31	3:17		11:49	18	0:39	
29 F CARLSSON Olivia	0	0	0	0	0	0	0	0.00	0	0	0	0	-3	4:02	7:27	3:23		14:52	20	0:44	
4 D ANDERSSON Linnea	0	0	0	2	0	0	0	0.00	0	0	0	0	0	0:55	3:05	4:23		8:23	16	0:31	
15 F JOHANSSON Lisa	0	0	0	0	0	0	0	0.00	0	0	0	0	-2	3:26	4:44	5:39		13:49	18	0:46	
19 F HJALMARSSON Sara	0	0	0	4	4	10	-6	28.57	0	0	1	1	-1	3:32	3:54	7:57		15:23	21	0:43	
22 F PETERSON Linn	0	0	0	0	0	0	0	0.00	0	0	0	0	0	1:58	2:34	6:21		10:53	14	0:46	



Head Coach :		LUNDBERG Ulf										Shots on Goal				Time on Ice							
No.	Pos.	Name	G	A	P	PIM	FO+	FO-	FO+/-	FO%	1	2	3	OT	TS	+/-	1	2	3	OT	TOT	SHF	AVG
30	GK	SODERBERG Emma	0	0	0	0					0	0	0		0								
35	GK	BOMAN Ida	0	0	0	0					0	0	0		0								
Total			0	0	0	14	20	43	-23	31.75	3	3	5	11									

Legend:

(G) Goals in tournament	* Does not count for Plus/minus	+/- Plus/minus net	+A Assistant Captain
+C Captain	A Assists	AVG Average time on ice / shift	D Defender
EQ Equal strength	ET/Res Penalty end time/Result of game	F Forward	FO% Face-offs won as percentage
FO+ Face-offs won	FO- Face-offs lost	FO+/- Face-offs net	G Goals
GK Goalkeeper	MIP Minutes in play (GK)	No. Jersey number	OT Overtime
P Points	PIM Penalties in minutes	Pos. Position	PP1 Power play - 1 player
PPG Power play goals	SHF Number of shifts	SHG Shorthanded goals	SOG Shots on goal
SVS Saves	TOT Total	TPP Time on power play	TS Total shots



Wukesong Sports Centre
五棵松体育中心
Centre sportif de Wukesong

FRI 11 FEB 2022
Start Time 21:10

Ice Hockey
冰球 / Hockey sur glace

Women
女子 / Femmes

Play-offs Quarterfinals, Game 22
1/4决赛 比赛 22 / Phase finale, quarts de finale, Match 22



Shot Chart
射门表 / Analyse des tirs

CAN - SWE

Shots by SWE
Goals (G): 0
SSP (-): 1

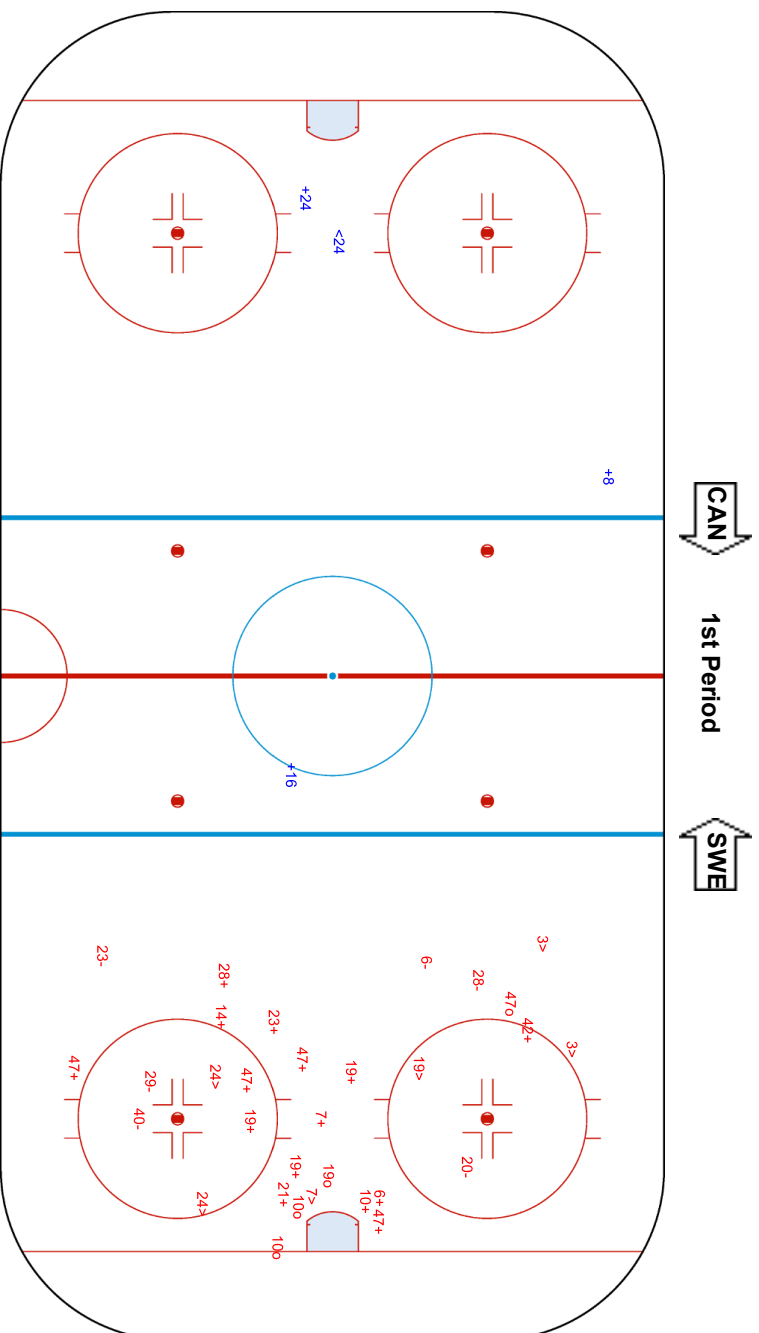
Shots by CAN
Goals (G): 4
SSP (-): 6

SSG (+): 3
SPG (-): 0

SSG (+): 15
SPG (-): 6

GK 38 of CAN

GK 30 of SWE





BEIJING 2022™

FRI 11 FEB 2022
Start Time 21:10

Wukesong Sports Centre
五棵松体育中心
Centre sportif de Wukesong



Ice Hockey
冰球 / Hockey sur glace
Women
女子 / Femmes
Play-offs Quarterfinals, Game 22
1/4决赛 比赛 22 / Phase finale, quarts de finale, Match 22

Shots by CAN

Goals (G): 5
SSP (-): 5

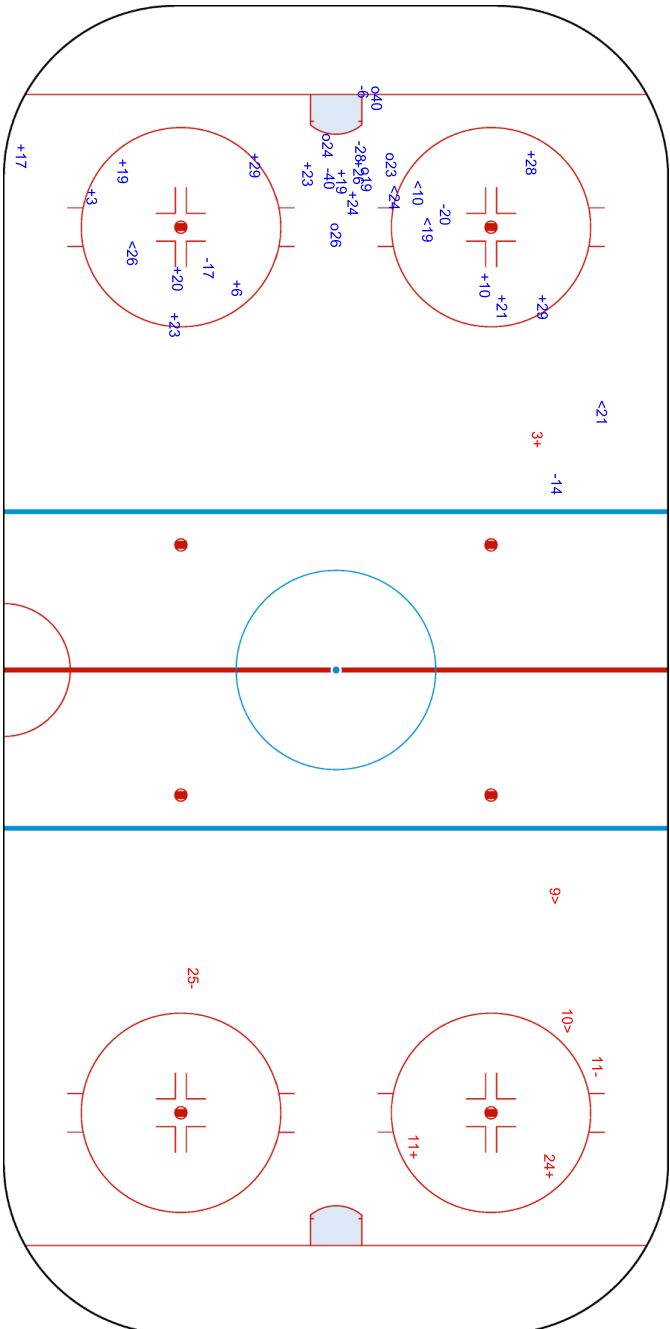
SSG (+): 15
SPG (-): 6

023
019
026
040
024

GK 30 of SWE



2nd Period



Shots by SWE

Goals (G): 0
SSP (-): 2

SSG (+): 3
SPG (-): 2

GK 38 of CAN





Wukesong Sports Centre
 五棵松体育中心
 Centre sportif de Wukesong

FRI 11 FEB 2022
 Start Time 21:10



Ice Hockey
 冰球 / Hockey sur glace
Women
 女子 / Femmes

Play-offs Quarterfinals, Game 22
 1/4决赛 比赛 22 / Phase finale, quarts de finale, Match 22

Goals (0): 0 SSG (+): 5
 SSP (-): 7 SPG (-): 2

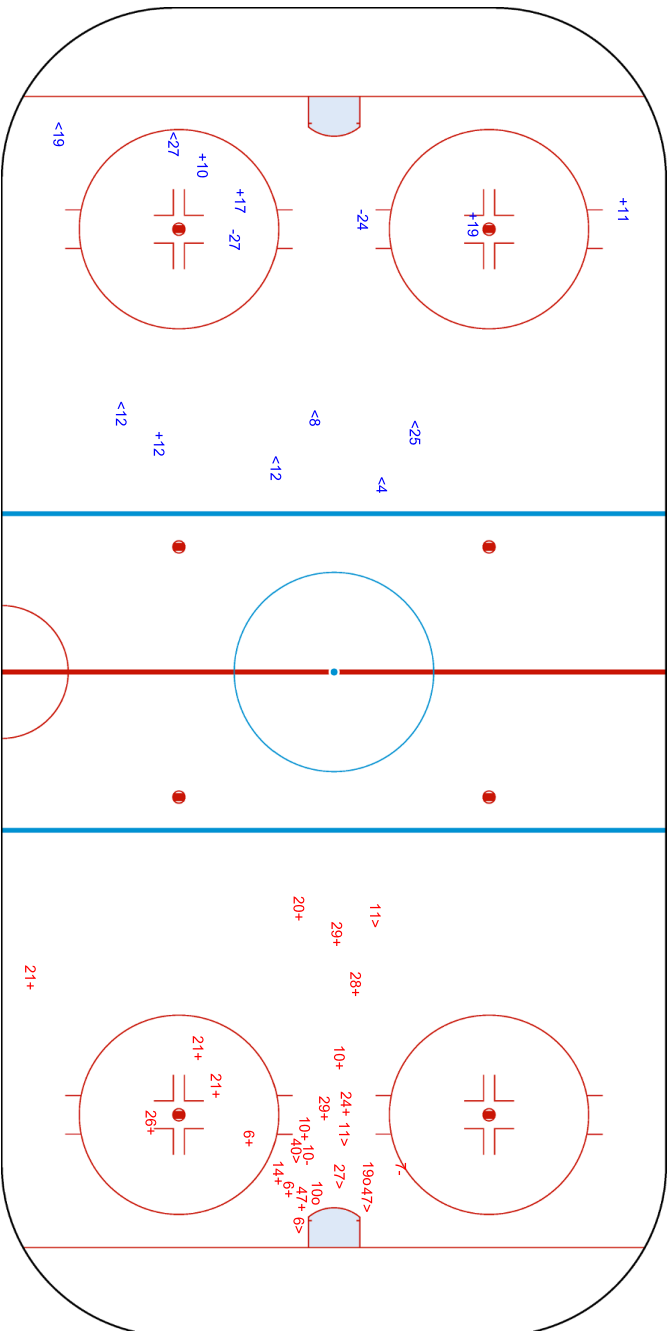
Goals (0): 2 SSG (+): 15
 SSP (-): 6 SPG (-): 2

Shots by SWE
 Goals (0): 0 SSG (+): 5
 SSP (-): 7 SPG (-): 2

Shots by CAN
 Goals (0): 2 SSG (+): 15
 SSP (-): 6 SPG (-): 2

GK 38 of CAN

GK 30 of SWE



GK 35 of SWE

Legend:	
GK	Goalkeeper
SPG	Shots past goal
SSG	Shots saved by goalkeeper
SSP	Shots saved by player



Face-off Chart
争球表 / Statistiques des mises en jeu

CAN - SWE

1st PERIOD

	CAN		SWE		Neutral zone		CAN		SWE		Total wins all zones				
	Def. zone	Att. zone	Def. zone	Att. zone	Att. zone	Def. zone	Att. zone	Def. zone	Att. zone						
	+ 40	- 25	- 29	+ 28	+ 40	- 28					<table border="1"> <thead> <tr> <th>CAN</th> <th>SWE</th> </tr> </thead> <tbody> <tr> <td>17 / 77%</td> <td>5 / 23%</td> </tr> </tbody> </table>	CAN	SWE	17 / 77%	5 / 23%
CAN	SWE														
17 / 77%	5 / 23%														
	- 27	+ 28	- 40	+ 19	+ 27	- 27									
	+ 40	- 25	+ 10	- 28	+ 29	- 27									
	+ 40	- 28	+ 40	- 16	+ 29	- 19									
			+ 27	- 19	+ 10	- 28									
			+ 27	- 19	+ 20	- 28									
			+ 29	- 19											
			+ 40	- 28											
			- 10	+ 27											
			+ 27	- 27											
			+ 27	- 27											
			- 27	+ 27											
Total wins / period	3 / 75%	1 / 25%	8 / 67%	4 / 33%	6 / 100%	0 / 0%									

2nd PERIOD

	CAN		SWE		Neutral zone		CAN		SWE		Total wins all zones				
	Def. zone	Att. zone	Def. zone	Att. zone	Att. zone	Def. zone	Att. zone	Def. zone	Att. zone						
	+ 27	- 16	+ 19	- 28	+ 10	- 27					<table border="1"> <thead> <tr> <th>CAN</th> <th>SWE</th> </tr> </thead> <tbody> <tr> <td>15 / 63%</td> <td>9 / 37%</td> </tr> </tbody> </table>	CAN	SWE	15 / 63%	9 / 37%
CAN	SWE														
15 / 63%	9 / 37%														
	+ 10	- 16	- 40	+ 16	- 19	+ 13									
	- 20	+ 28	+ 10	- 27	+ 40	- 13									
	- 27	+ 25	+ 27	- 27	+ 40	- 16									
	+ 40	- 27	+ 10	- 19	+ 40	- 19									
			+ 10	- 19	+ 40	- 16									
			- 27	+ 28	- 19	+ 19									
			- 10	+ 27	+ 20	- 13									
			+ 10	- 16	- 40	+ 16									
					- 27	+ 19									
Total wins / period	3 / 60%	2 / 40%	6 / 67%	3 / 33%	6 / 60%	4 / 40%									

3rd PERIOD

	CAN		SWE		Neutral zone		CAN		SWE		Total wins all zones				
	Def. zone	Att. zone	Def. zone	Att. zone	Att. zone	Def. zone	Att. zone	Def. zone	Att. zone						
	- 27	+ 25	+ 20	- 13	- 29	+ 16					<table border="1"> <thead> <tr> <th>CAN</th> <th>SWE</th> </tr> </thead> <tbody> <tr> <td>11 / 65%</td> <td>6 / 35%</td> </tr> </tbody> </table>	CAN	SWE	11 / 65%	6 / 35%
CAN	SWE														
11 / 65%	6 / 35%														
	- 27	+ 25	+ 27	- 27	+ 10	- 19									
	+ 40	- 25	+ 27	- 19	- 10	+ 13									
	+ 40	- 25	+ 27	- 27	- 29	+ 19									
	+ 27	- 19	+ 40	- 16	- 27	+ 28									
	+ 40	- 27													
	+ 40	- 27													
Total wins / period	5 / 71%	2 / 29%	5 / 100%	0 / 0%	1 / 20%	4 / 80%									

TOTAL



Total wins / game	CAN	SWE	CAN	SWE	CAN	SWE	Total wins all zones	
	Def. zone	Att. zone	Neutral zone		Att. zone	Def. zone	CAN	SWE
	11 / 69%	5 / 31%	19 / 73%	7 / 27%	13 / 62%	8 / 38%	43 / 68%	20 / 32%

HEAD TO HEAD

No.	SWE						Tot.	wins CAN	Dz	Nz	Az	
	13	16	19	25	27	28						
CAN	10	0 - 1	2 - 0	3 - 0		2 - 2	2 - 0	12	9 75%	1 100%	5 71%	3 75%
	19	0 - 1		0 - 1			1 - 0	3	1 33%		1 100%	0 0%
	20	2 - 0					1 - 1	4	3 75%	0 0%	1 100%	2 100%
	27		1 - 0	4 - 1	0 - 3	6 - 1	0 - 3	19	11 58%	2 33%	8 80%	1 33%
	29		0 - 1	2 - 1		1 - 0	0 - 1	6	3 50%		1 50%	2 50%
	40	1 - 0	4 - 2	1 - 1	4 - 0	3 - 0	3 - 0	19	16 84%	8 100%	3 60%	5 83%
Tot.	5	10	14	7	15	12	63	43 68%	11 69%	19 73%	13 62%	
wins SWE	2 40%	3 30%	4 29%	3 43%	3 20%	5 42%	20 32%					
Dz	2 50%	2 50%	3 50%		0 0%	1 25%	8 38%					
Nz	0 0%	1 25%	1 14%		3 33%	2 40%	7 27%					
Az		0 0%	0 0%	3 43%	0 0%	2 67%	5 31%					

Legend:

Az Attacking zone **Dz** Defending zone **No.** Jersey number **Nz** Neutral zone **Tot.** Total face-offs played



Line-Ups

阵容 / Composition des équipes

ROC - SUI

Referees

20 COOKE Kelly (USA) , 8 RAPIN Chelsea (USA)

Goalkeepers

Team: ROC

No. Name

30 MERKUSHEVA Valeria
69 SOROKINA Maria

Team Line-ups

Team: ROC (Red)

No. Pos. Name

2 D	GONCHARENKO Angelina
13 D	PIROGOVA Nina
18 F	SOSINA Olga
27 F	KORZHAKOVA Veronika
97 F	SHOKHINA Anna +C
70 D	SHIBANOVA Anna +A
72 D	SAVONINA Anna
15 F	PAVLOVA Valeria
26 F	DOBRODEYEVA Yekaterina
29 F	VAFINA Alexandra +A
4 D	SMIRNOVA Yulia
19 D	PROVOROVA Yelena
17 F	KADIROVA Fanuza
42 F	BRATISHEVA Oxana
87 F	LUCHNIKOVA Polina
11 D	GANEYEVA Liana
22 D	BATALOVA Maria
76 D	NIKOLAYEVA Yekaterina
10 F	BELYAKOVA Lyudmila
79 F	FALYAKHOVA Landysh

Head Coach: BOBARIKO Yevgeni

NOT DRESSED:

12 D PECHNIKOVA Maria
21 F BOLGAREVA Polina
23 GK GREDZEN Daria
59 F DERGACHYOVA Yelena
73 F KULISHOVA Viktoria

Linespersons

64 HEIKKINEN Jenni (FIN) , 88 STRONG Sara (USA)

Team: SUI

No. Name

20 BRAENDLI Andrea
29 MAURER Saskia

Team: SUI (White)

No. Pos. Name

17 D	CHRISTEN Lara
22 D	LEEMANN Sinja
7 F	STALDER Lara +C
24 F	RYHNER Noemi
25 F	MULLER Alina +A
16 D	VALLARIO Nicole
23 D	BULLO Nicole
14 F	RASELLI Evelina +A
21 F	ENZLER Rahel
26 F	RUEGG Dominique
9 D	SIGRIST Shannon
18 D	WETLI Stefanie
15 F	ZIMMERMANN Laura
71 F	LUTZ Lena Marie
88 F	STAENZ Phoebe
3 D	FORSTER Sarah
28 D	MARTI Alina
8 F	QUENNEC Kaleigh
98 F	MOY Keely

Head Coach: MULLER Colin

NOT DRESSED:

12 F RUEDI Lisa
39 GK SPIES Caroline

Legend:

+A	Assistant Captain	+C	Captain	D	Defender	F	Forward
No.	Jersey number	Pos.	Position				



Graphical Line-ups
阵容图 / Alignments

ROC - SUI

Referees

20 COOKE Kelly (USA) , 8 RAPIN Chelsea (USA)

Linespersons

64 HEIKKINEN Jenni (FIN) , 88 STRONG Sara (USA)

Team: ROC - ROC (Red)

Head Coach: BOBARIKO Yevgeni

S1 30 MERKUSHEVA Valeria		
69 SOROKINA Maria		
S2 2 GONCHARENKO Angelina	S3 13 PIROGOVA Nina	
S6 97 SHOKHINA Anna +C	S5 27 KORZHAKOVA Veronika	S4 18 SOSINA Olga
70 SHIBANOVA Anna +A		72 SAVONINA Anna
15 PAVLOVA Valeria	29 VAFINA Alexandra +A	26 DOBRODEYEVA Yekaterina
4 SMIRNOVA Yulia		19 PROVOROVA Yelena
87 LUCHNIKOVA Polina	42 BRATISHEVA Oxana	17 KADIROVA Fanuza
11 GANEYEVA Liana		76 NIKOLAYEVA Yekaterina
79 FALYAKHOVA Landysh	10 BELYAKOVA Lyudmila	22 BATALOVA Maria

Team: SUI - Switzerland (White)

Head Coach: MULLER Colin

S1 20 BRAENDLI Andrea		
29 MAURER Saskia		
S2 17 CHRISTEN Lara	S3 22 LEEMANN Sinja	
S5 24 RYHNER Noemi	S6 25 MULLER Alina +A	S4 7 STALDER Lara +C
16 VALLARIO Nicole		23 BULLO Nicole
21 ENZLER Rahel	14 RASELLI Evelina +A	26 RUEGG Dominique
18 WETLI Stefanie		9 SIGRIST Shannon
15 ZIMMERMANN Laura	88 STAENZ Phoebe	71 LUTZ Lena Marie
3 FORSTER Sarah		
98 MOY Keely	28 MARTI Alina	8 QUENNEC Kaleigh

Legend:

+A Assistant Captain **+C** Captain **Sn** Starting position



Game Summary

比赛总结 / Résumé du match

REVISED

12 FEB 14:48

ROC - SUI 2 - 4 (0 - 0 , 1 - 1 , 1 - 3)

Spectators	Referees	Linespersons
670	20 COOKE Kelly (USA) , 8 RAPIN Chelsea (USA)	64 HEIKKINEN Jenni (FIN) , 88 STRONG Sara (USA)

Team Statistics

Period	Score	SVS	SOG	PIM	TPP	PPG	SHG
1	0 : 0	7 : 6	6 : 7	2 : 2	02:00 : 02:00	0 : 0	0 : 0
2	1 : 1	9 : 7	8 : 10	0 : 0	00:00 : 00:00	0 : 0	0 : 0
3	1 : 3	16 : 9	10 : 19	2 : 4	03:47 : 02:00	0 : 0	0 : 1
Total	2 : 4	32 : 22	24 : 36	4 : 6	05:47 : 04:00	0 : 0	0 : 1

1st Period

Action	Time	ET/Res	Team	Type	No.	Name	(G)	Name of Assistant(s) / Action Description
GK	00:00		ROC		30	MERKUSHEVA V		- Goalkeeper in
GK	00:00		SUI		20	BRAENDLI A		- Goalkeeper in
Penalty	07:31	09:31	ROC	2 min.	70	SHIBANOVA A		- Tripping
Penalty	11:48	13:48	SUI	2 min.	14	RASELLI E		- Roughing

2nd Period

Action	Time	ET/Res	Team	Type	No.	Name	(G)	Name of Assistant(s) / Action Description
Goal	34:31	0 : 1	SUI	EQ	88	STAENZ P	(1)	25 MULLER A On Ice ROC 30 2 13 18 27 97 7 STALDER L SUI 20 7 17 22 25 88
Goal	37:38	1 : 1	ROC	EQ	72	SAVONINA A	(1)	97 SHOKHINA A On Ice ROC 30 18 27 70 72 97 27 KORZHAKOVA V SUI 20 15 17 22 28 71

3rd Period

Action	Time	ET/Res	Team	Type	No.	Name	(G)	Name of Assistant(s) / Action Description
Goal	47:31	1 : 2	SUI	EQ	26	RUEGG D	(2)	98 MOY K On Ice ROC 30 4 15 19 42 87 16 VALLARIO N SUI 20 14 16 23 26 98
Penalty	47:36	49:36	ROC	2 min.	87	LUCHNIKOVA P		- Slashing
Penalty	51:44	53:44	SUI	2 min.	23	BULLO N		- Cross-Checking
Goal	56:53	2 : 2	ROC	EQ	17	KADIROVA F	(1)	87 LUCHNIKOVA P On Ice ROC 30 4 17 19 42 87 19 PROVOROVA Y SUI 20 14 16 23 26 98
Goal	57:23	2 : 3	SUI	EQ	25	MULLER A	(2)	7 STALDER L On Ice ROC 30 2 13 18 27 97 SUI 20 7 16 22 25 88
Penalty	58:13	60:00	SUI	2 min.	98	MOY K		- Tripping
Time-out	58:13		ROC					
GK	59:24		ROC					30 MERKUSHEVA V - Goalkeeper out
Goal	59:58	2 : 4	SUI	SH1 ENG	25	MULLER A	(3)	On Ice ROC 13 15 18 27 70 97 SUI 20 14 17 22 25
GK	59:58		ROC		30	MERKUSHEVA V		- Goalkeeper in
GK	60:00		ROC					30 MERKUSHEVA V - Goalkeeper out
GK	60:00		SUI					20 BRAENDLI A - Goalkeeper out

Goalkeeper Records

Team : ROC - ROC

No.	Name	SOG	SVS	MIP
30	MERKUSHEVA Valeria	35	32	59:26
69	SOROKINA Maria			

Team : SUI - Switzerland

No.	Name	SOG	SVS	MIP
20	BRAENDLI Andrea	24	22	60:00
29	MAURER Saskia			

Game Statistics

Team : ROC (Red)



Head Coach : BOBARIKO Yevgeni		Shots on Goal										Time on Ice											
No.	Pos.	Name	G	A	P	PIM	FO+	FO-	FO+/-	FO%	1	2	3	OT	TS	+/-	1	2	3	OT	TOT	SHF	AVG
2	D	GONCHARENKO Angelina	0	0	0	0	0	0	0	0.00	0	0	0	0	0	-2	6:17	6:14	5:48		18:19	25	0:43
13	D	PIROGOVA Nina	0	0	0	0	0	0	0	0.00	1	0	1	2	2	-3	5:29	5:42	8:16		19:27	24	0:48
18	F	SOSINA Olga	0	0	0	0	0	0	0	0.00	0	1	1	2	2	-2	5:13	5:43	8:39		19:35	24	0:48
27	F	KORZHAKOVA Veronika	0	1	1	0	6	4	2	60.00	0	0	0	0	0	-2	4:17	4:59	7:01		16:17	23	0:42
97	F	SHOKHINA Anna +C	0	1	1	0	0	3	-3	0.00	1	1	3	5	5	-2	6:05	6:37	8:20		21:02	24	0:52
15	F	PAVLOVA Valeria	0	0	0	0	0	0	0	0.00	0	2	0	2	2	-2	6:47	6:11	8:33		21:31	26	0:49
26	F	DOBRODEYEVA Yekaterina	0	0	0	0	0	1	-1	0.00	0	0	0	0	0	0	5:52	5:55	4:31		16:18	21	0:46
29	F	VAFINA Alexandra +A	0	0	0	0	9	10	-1	47.37	0	1	0	1	1	0	6:16	6:38	5:54		18:48	25	0:45
70	D	SHIBANOVA Anna +A	0	0	0	2	0	0	0	0.00	1	1	2	4	4	0	5:51	7:42	8:52		22:25	29	0:46
72	D	SAVONINA Anna	1	0	1	0	0	0	0	0.00	0	2	0	2	2	+1	7:09	7:17	6:35		21:01	30	0:42
4	D	SMIRNOVA Yulia	0	0	0	0	0	0	0	0.00	0	0	0	0	0	0	7:16	6:01	5:19		18:36	28	0:39
17	F	KADIROVA Fanuza	1	0	1	0	0	0	0	0.00	0	0	2	2	2	+1	4:53	6:14	4:54		16:01	23	0:41
19	D	PROVOROVA Yelena	0	1	1	0	0	0	0	0.00	0	0	1	1	1	0	6:41	6:57	5:09		18:47	26	0:43
42	F	BRATISHEVA Oxana	0	0	0	0	3	13	-10	18.75	1	0	0	1	1	0	5:11	6:01	6:08		17:20	23	0:45
87	F	LUCHNIKOVA Polina	0	1	1	2	0	0	0	0.00	1	0	0	1	1	0	5:21	5:57	5:42		17:00	25	0:40
10	F	BELYAKOVA Lyudmila	0	0	0	0	0	0	0	0.00	1	0	0	1	1	0	2:53	2:12	0:00		5:05	7	0:43
11	D	GANEYEVA Liana	0	0	0	0	0	0	0	0.00	0	0	0	0	0	0	1:11	0:00	0:00		1:11	2	0:35
22	D	BATALOVA Maria	0	0	0	0	0	0	0	0.00	0	0	0	0	0	0	2:44	1:46	0:00		4:30	6	0:45
76	D	NIKOLAYEVA Yekaterina	0	0	0	0	0	0	0	0.00	0	0	0	0	0	0	0:00	0:00	0:00		0:00	0	0:00
79	F	FALYAKHOVA Landysh	0	0	0	0	0	0	0	0.00	0	0	0	0	0	0	2:04	1:35	0:00		3:39	6	0:36
30	GK	MERKUSHEVA Valeria	0	0	0	0					0	0	0	0	0								
69	GK	SOROKINA Maria	0	0	0	0					0	0	0	0	0								
Total			2	4	6	4	18	31	-13	36.73	6	8	10	24									

Team : SUI (White)

Head Coach : MULLER Colin		Shots on Goal										Time on Ice											
No.	Pos.	Name	G	A	P	PIM	FO+	FO-	FO+/-	FO%	1	2	3	OT	TS	+/-	1	2	3	OT	TOT	SHF	AVG
7	F	STALDER Lara +C	0	2	2	0	0	0	0	0.00	1	1	2	4	4	+2	5:59	7:58	7:15		21:12	32	0:39
17	D	CHRISTEN Lara	0	0	0	0	0	0	0	0.00	0	1	0	1	1	+1	6:35	10:25	7:35		24:35	35	0:42
22	D	LEEMANN Sinja	0	0	0	0	0	0	0	0.00	0	0	0	0	0	+2	7:42	9:45	7:09		24:36	35	0:42
24	F	RYHNER Noemi	0	0	0	0	0	0	0	0.00	0	0	0	0	0	0	6:15	1:42	0:55		8:52	13	0:40
25	F	MULLER Alina +A	2	1	3	0	17	9	8	65.38	0	1	6	7	7	+3	7:36	6:01	9:42		23:19	36	0:38
14	F	RASELLI Evelina +A	0	0	0	2	10	3	7	76.92	1	0	1	2	2	+1	5:51	8:21	8:45		22:57	31	0:44
16	D	VALLARIO Nicole	0	1	1	0	0	0	0	0.00	0	0	0	0	0	+1	7:01	5:23	6:22		18:46	30	0:37
21	F	ENZLER Rahel	0	0	0	0	0	0	0	0.00	1	0	1	2	2	0	6:03	1:42	0:45		8:30	12	0:42
23	D	BULLO Nicole	0	0	0	2	0	0	0	0.00	0	0	0	0	0	0	4:50	6:05	5:47		16:42	29	0:34
26	F	RUEGG Dominique	1	0	1	0	0	0	0	0.00	2	0	2	4	4	0	5:02	6:31	6:14		17:47	29	0:36
9	D	SIGRIST Shannon	0	0	0	0	0	0	0	0.00	0	0	0	0	0	0	4:01	2:19	5:33		11:53	21	0:33
15	F	ZIMMERMANN Laura	0	0	0	0	0	0	0	0.00	0	1	2	3	3	-1	3:47	4:14	2:58		10:59	19	0:34
18	D	WETLI Stefanie	0	0	0	0	0	0	0	0.00	0	0	0	0	0	0	4:16	2:27	5:18		12:01	20	0:36
71	F	LUTZ Lena Marie	0	0	0	0	0	0	0	0.00	1	0	1	2	2	-1	4:00	4:57	1:59		10:56	20	0:32
88	F	STAENZ Phoebe	1	0	1	0	2	0	2	100.00	1	2	4	7	7	+2	5:08	6:34	7:10		18:52	27	0:41
3	D	FORSTER Sarah	0	0	0	0	0	0	0	0.00	0	0	0	0	0	0	4:13	2:33	0:00		6:46	9	0:45
8	F	QUENNEC Kaleigh	0	0	0	0	0	0	0	0.00	0	0	0	0	0	0	2:20	0:58	0:00		3:18	5	0:39
28	D	MARTI Alina	0	0	0	0	1	6	-5	14.29	0	2	0	2	2	-1	1:45	4:50	1:58		8:33	16	0:32
98	F	MOY Keely	0	1	1	2	1	0	1	100.00	0	2	0	2	2	0	4:14	5:39	9:36		19:29	31	0:37
20	GK	BRAENDLI Andrea	0	0	0	0					0	0	0	0	0								
29	GK	MAURER Saskia	0	0	0	0					0	0	0	0	0								
Total			4	5	9	6	31	18	13	63.27	7	10	19	36									



Legend:

(G) Goals in tournament	+/- Plus/minus net	+A Assistant Captain	+C Captain
A Assists	AVG Average time on ice / shift	D Defender	ENG Empty net goal
EQ Equal strength	ET/Res Penalty end time/Result of game	F Forward	FO% Face-offs won as percentage
FO+ Face-offs won	FO- Face-offs lost	FO+/- Face-offs net	G Goals
GK Goalkeeper	MIP Minutes in play (GK)	No. Jersey number	OT Overtime
P Points	PIM Penalties in minutes	Pos. Position	PPG Power play goals
SH1 Shorthanded - 1 player	SHF Number of shifts	SHG Shorthanded goals	SOG Shots on goal
SVS Saves	TOT Total	TPP Time on power play	TS Total shots

REVISED

Revised to correct the goal scored of ROC 2nd goal at 56:53. After video review the goal has been removed from 87 LUCHNIKOVA and awarded to 17 KADIROVA with first assists of 87 LUCHNIKOVA and 19 PROVOROVA.



Wukesong Sports Centre
 五棵松体育中心
 Centre sportif de Wukesong
SAT 12 FEB 2022
 Start Time 12:10

Ice Hockey
 冰球 / Hockey sur glace
Women
 女子 / Femmes
Play-offs Quarterfinals, Game 23
 1/4决赛 比赛 23 / Phase finale, quarts de finale, Match 23

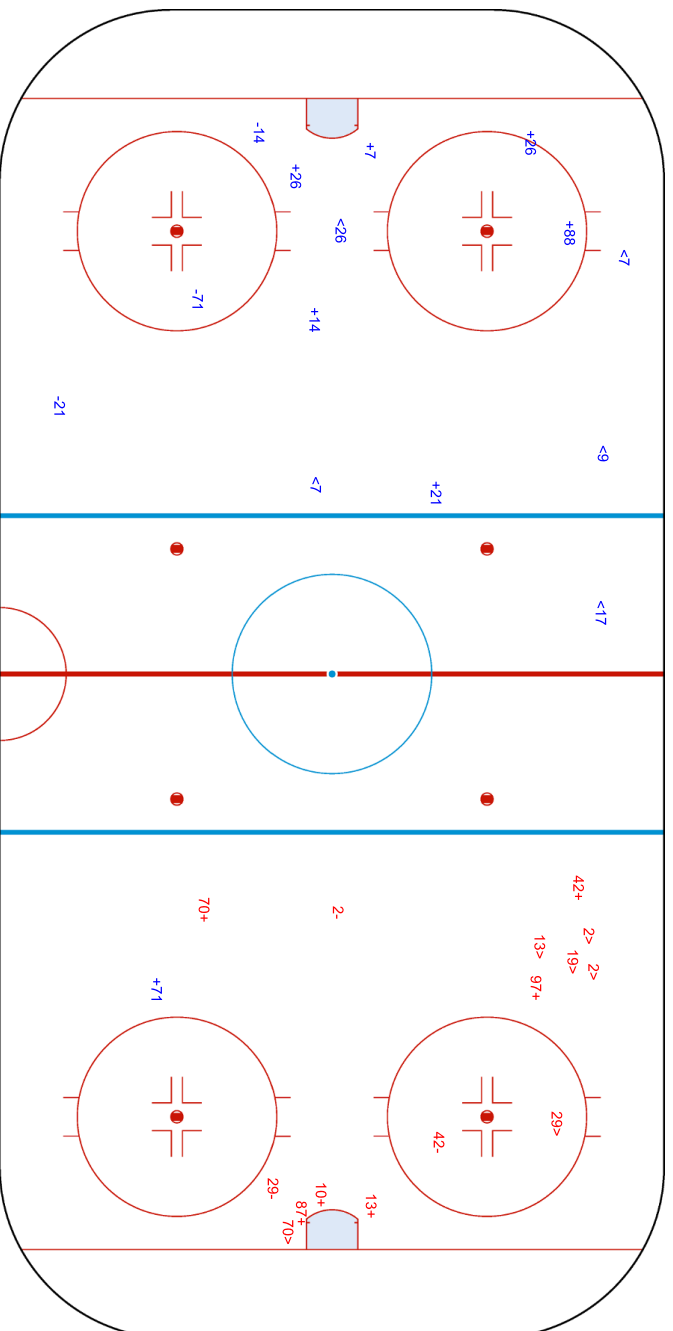


Shot Chart
 射门表 / Analyse des tirs

ROC - SUI



1st Period



Shots by SUI
 Goals (0): 0
 SSP (<): 5

Shots by ROC
 Goals (0): 0
 SSP (>): 6

SSG (+): 7
 SPG (-): 3

SSG (+): 6
 SPG (-): 3

GK 30 of ROC

GK 20 of SUI



BEIJING 2022™

SAT 12 FEB 2022
Start Time 12:10

Wukesong Sports Centre
五棵松体育中心
Centre sportif de Wukesong

Ice Hockey
冰球 / Hockey sur glace

Women

女子 / Femmes

Play-offs Quarterfinals, Game 23

1/4决赛 比赛 23 / Phase finale, quarts de finale, Match 23



Shots by ROC

Goals (0): 1

SSP (-): 3

SSG (+): 7

SPG (-): 5

Shots by SUI


Goals (0): 1

SSP (-): 7

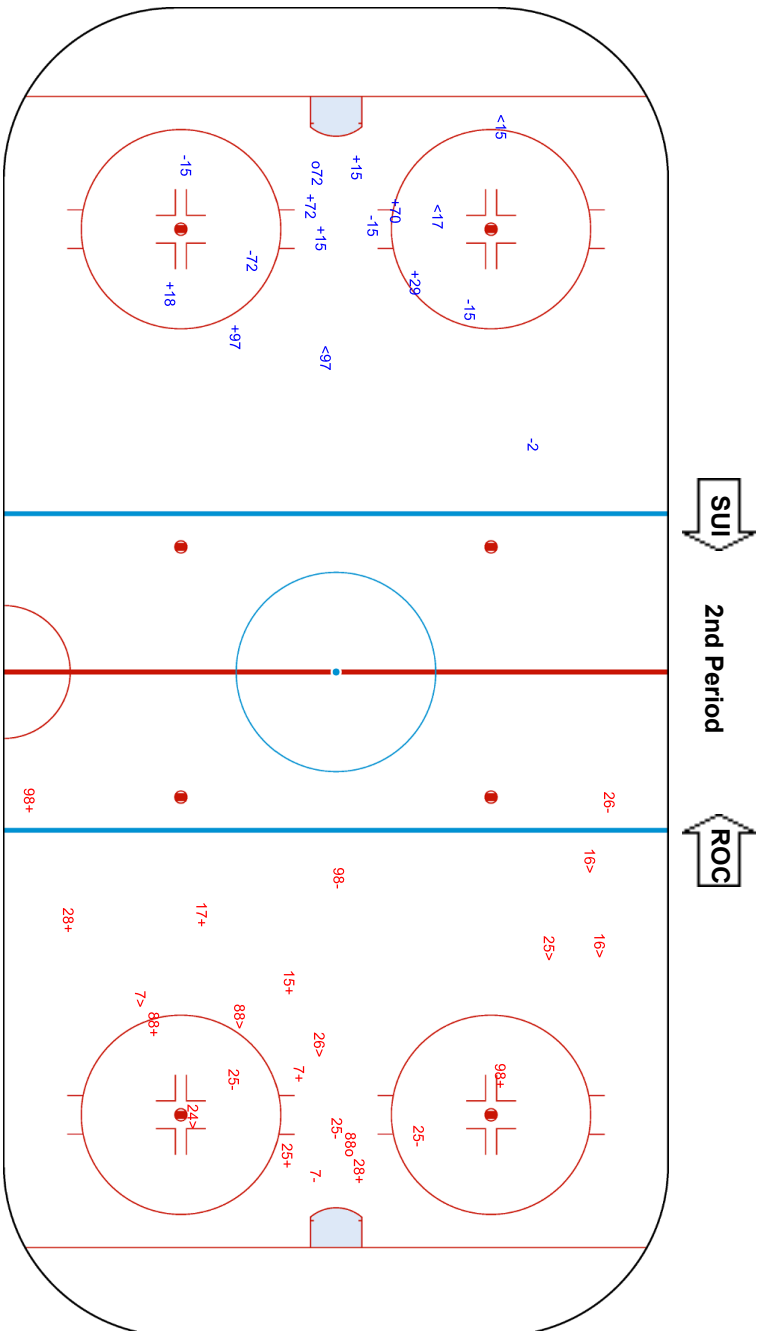

SSG (+): 9

SPG (-): 6

GK 20 of SUI



GK 30 of ROC





Wukesong Sports Centre
 五棵松体育中心
 Centre sportif de Wukesong

SAT 12 FEB 2022
 Start Time 12:10

Ice Hockey
 冰球 / Hockey sur glace
Women
 女子 / Femmes

Play-offs Quarterfinals, Game 23
 1/4决赛 比赛 23 / Phase finale, quarts de finale, Match 23



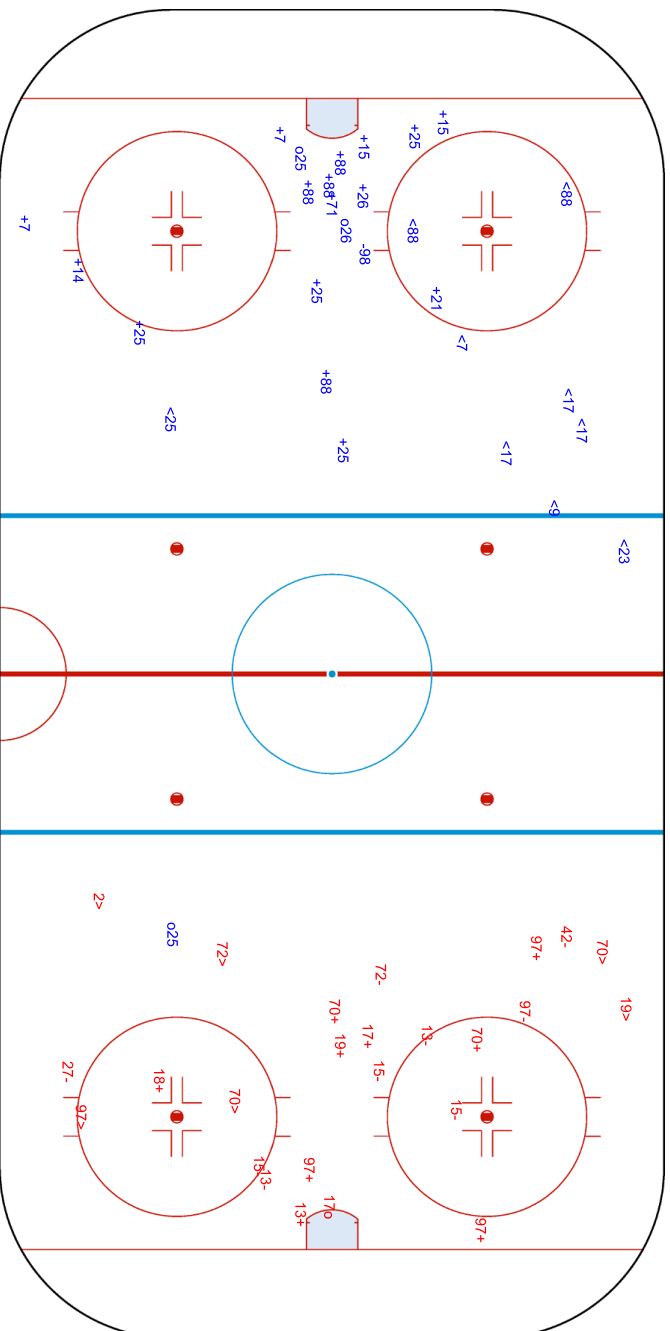
Shots by SUI
 Goals (0): 3
 SSP (-): 9
 SSG (+): 16
 SPG (-): 1

Shots by ROC
 Goals (0): 1
 SSP (-): 6
 SSG (+): 9
 SPG (-): 9

GK 30 of ROC
 026

GK 20 of SUI
 017

ENG
 025



Legend:
 ENG Empty net goal GK Goalkeeper SPG Shots past goal SSG Shots saved by goalkeeper SSP Shots saved by player

REVISED
 Revised to correct Shot Chart Goal Scorer to match with the Game Summary.



Face-off Chart
争球表 / Statistiques des mises en jeu

ROC - SUI

1st PERIOD

	ROC		SUI		Neutral zone		ROC		SUI		Total wins all zones				
	Def. zone	Att. zone	Def. zone	Att. zone	Att. zone	Def. zone	Att. zone	Def. zone							
	- 42	+ 14			+ 29	- 25			- 97	+ 25	<table border="1"> <thead> <tr> <th>ROC</th> <th>SUI</th> </tr> </thead> <tbody> <tr> <td>3 / 27%</td> <td>8 / 73%</td> </tr> </tbody> </table>	ROC	SUI	3 / 27%	8 / 73%
ROC	SUI														
3 / 27%	8 / 73%														
	- 42	+ 25			- 29	+ 14			- 42	+ 25					
	+ 27	- 25			- 29	+ 88									
	- 29	+ 88			- 42	+ 14									
	+ 27	- 25													
Total wins / period	2 / 40%	3 / 60%			1 / 25%	3 / 75%			0 / 0%	2 / 100%					

2nd PERIOD

	ROC		SUI		Neutral zone		ROC		SUI		Total wins all zones				
	Def. zone	Att. zone	Def. zone	Att. zone	Att. zone	Def. zone	Att. zone	Def. zone							
	+ 27	- 28			- 29	+ 25			+ 27	- 25	<table border="1"> <thead> <tr> <th>ROC</th> <th>SUI</th> </tr> </thead> <tbody> <tr> <td>7 / 54%</td> <td>6 / 46%</td> </tr> </tbody> </table>	ROC	SUI	7 / 54%	6 / 46%
ROC	SUI														
7 / 54%	6 / 46%														
	- 29	+ 25			+ 42	- 14									
	- 29	+ 28			+ 29	- 28									
	+ 29	- 28			+ 29	- 14									
	- 42	+ 14													
	- 42	+ 25													
	+ 29	- 14													
	- 42	+ 14													
Total wins / period	3 / 38%	5 / 62%			3 / 75%	1 / 25%			1 / 100%	0 / 0%					

3rd PERIOD

	ROC		SUI		Neutral zone		ROC		SUI		Total wins all zones				
	Def. zone	Att. zone	Def. zone	Att. zone	Att. zone	Def. zone	Att. zone	Def. zone							
	- 29	+ 25			+ 29	- 25			- 42	+ 25	<table border="1"> <thead> <tr> <th>ROC</th> <th>SUI</th> </tr> </thead> <tbody> <tr> <td>8 / 32%</td> <td>17 / 68%</td> </tr> </tbody> </table>	ROC	SUI	8 / 32%	17 / 68%
ROC	SUI														
8 / 32%	17 / 68%														
	- 42	+ 25			+ 42	- 28			- 29	+ 25					
	- 27	+ 14			- 42	+ 25			+ 42	- 28					
	+ 29	- 25			- 27	+ 25			- 97	+ 14					
	+ 29	- 25			- 29	+ 14			- 97	+ 25					
	- 29	+ 25			+ 27	- 28			- 42	+ 25					
	- 27	+ 25							+ 27	- 25					
	- 42	+ 14							- 27	+ 25					
	- 26	+ 98													
	+ 29	- 25													
	- 42	+ 14													
Total wins / period	3 / 27%	8 / 73%			3 / 50%	3 / 50%			2 / 25%	6 / 75%					

TOTAL

	ROC		SUI		Neutral zone		ROC		SUI		Total wins all zones				
	Def. zone	Att. zone	Def. zone	Att. zone	Att. zone	Def. zone	Att. zone	Def. zone							
Total wins / game	8 / 33%	16 / 67%			7 / 50%	7 / 50%			3 / 27%	8 / 73%	<table border="1"> <thead> <tr> <th>ROC</th> <th>SUI</th> </tr> </thead> <tbody> <tr> <td>18 / 37%</td> <td>31 / 63%</td> </tr> </tbody> </table>	ROC	SUI	18 / 37%	31 / 63%
ROC	SUI														
18 / 37%	31 / 63%														



HEAD TO HEAD

		SUI					Tot.	wins ROC	Dz	Nz	Az
No.		14	25	28	88	98					
ROC	26					0 - 1	1	0 0%	0 0%		
	27	0 - 1	4 - 3	2 - 0			10	6 60%	3 60%	1 50%	2 67%
	29	2 - 2	5 - 5	2 - 1	0 - 2		19	9 47%	5 50%	4 50%	0 0%
	42	1 - 6	0 - 7	2 - 0			16	3 19%	0 0%	2 50%	1 25%
	97	0 - 1	0 - 2				3	0 0%			0 0%
	Tot.		13	26	7	2	1	49	18 37%	8 33%	7 50%
wins SUI		10 77%	17 65%	1 14%	2 100%	1 100%	31 63%				
Dz		1 100%	7 78%	0 0%			8 73%				
Nz		3 60%	3 60%	0 0%	1 100%		7 50%				
Az		6 86%	7 58%	1 33%	1 100%	1 100%	16 67%				

Legend:

Az Attacking zone **Dz** Defending zone **No.** Jersey number **Nz** Neutral zone **Tot.** Total face-offs played



Line-Ups

阵容 / Composition des équipes

FIN - JPN

Referees

3 LIEFFERS Cianna (CAN) , 4 WIEGAND Anna (SUI)

Linespersons

68 LINNEK Lisa (GER) , 53 LOVENSNO Veronica (SWE)

Goalkeepers

Team: FIN

No. Name

18 RAISANEN Meeri
36 KEISALA Anni

Team: JPN

No. Name

1 FUJIMOTO Nana
30 KONISHI Akane

Team Line-ups

Team: FIN (Blue)

No. Pos. Name

6 D HIIRIKOSKI Jenni +C
88 D SAVOLAINEN Ronja
16 F NIEMINEN Petra +A
33 F KARVINEN Michelle +A
77 F TAPANI Susanna

8 D VIITASUO Ella
15 D TUOMINEN Minnamari
10 F HOLOPAINEN Elisa
24 F VAINIKKA Viivi
40 F TULUS Noora

7 D RANTALA Sanni
9 D LAITINEN Nelli
23 F HAKALA Sanni
34 F SUNDELIN Sofianna
61 F NISKANEN Tanja

2 D KARJALAINEN Sini
12 F VANHANEN Sanni
27 F LIIKALA Julia
28 F NYLUND Jenniina
32 F VESA Emilia

Head Coach: TOIVOLA Juuso

NOT DRESSED:

1 GK MAKINEN Eveliina

Team: JPN (White)

No. Pos. Name

3 D SHIGA Aoi
4 D TOKO Ayaka +A
14 F TOKO Haruka
15 F UKITA Rui
16 F SHIGA Akane

2 D KOIKE Shiori
8 D HOSOYAMADA Akane +A
10 F YONEYAMA Haruna
19 F OTAKI Chika
23 F YAMASHITA Hikaru

6 D SUZUKI Sena
7 D KAWASHIMA Yukiko
12 F OSAWA Chiho +C
18 F TAKA Suzuka
27 F KOYAMA Remi

28 D YAMASHITA Shiori
11 F MIURA Mei
13 F FUJIMOTO Moeko
21 F KUBO Hanae
22 F SHISHIUCHI Miho

Head Coach: IIZUKA Yuji

NOT DRESSED:

20 GK MASUHARA Miyuu

Legend:

+A	Assistant Captain	+C	Captain	D	Defender	F	Forward
No.	Jersey number	Pos.	Position				



Graphical Line-ups
阵容图 / Alignments

FIN - JPN

Referees

3 LIEFFERS Cianna (CAN) , 4 WIEGAND Anna (SUI)

Linespersons

68 LINNEK Lisa (GER) , 53 LOVENSNO Veronica (SWE)

Team: FIN - Finland (Blue)

Head Coach: TOIVOLA Juuso

S1 36 KEISALA Anni		
18 RAISANEN Meeri		
S2 6 HIIRIKOSKI Jenni +C	S3 88 SAVOLAINEN Ronja	
S5 33 KARVINEN Michelle +A	S6 77 TAPANI Susanna	S4 16 NIEMINEN Petra +A
8 VIITASUO Ella		15 TUOMINEN Minnamari
24 VAINIKKA Viivi	40 TULUS Noora	10 HOLOPAINEN Elisa
9 LAITINEN Nelli		7 RANTALA Sanni
23 HAKALA Sanni	61 NISKANEN Tanja	34 SUNDELIN Sofianna
2 KARJALAINEN Sini		32 VESA Emilia
28 NYLUND Jenniina	12 VANHANEN Sanni	27 LIIKALA Julia

Team: JPN - Japan (White)

Head Coach: IIZUKA Yuji

S1 1 FUJIMOTO Nana		
30 KONISHI Akane		
S2 3 SHIGA Aoi	S3 4 TOKO Ayaka +A	
S5 15 UKITA Rui	S4 14 TOKO Haruka	S6 16 SHIGA Akane
2 KOIKE Shiori		8 HOSoyAMADA Akane +A
23 YAMASHITA Hikaru	10 YONEYAMA Haruna	19 OTAKI Chika
7 KAWASHIMA Yukiko		6 SUZUKI Sena
27 KOYAMA Remi	18 TAKA Suzuka	12 OSAWA Chiho +C
11 MIURA Mei		28 YAMASHITA Shiori
21 KUBO Hanae	13 FUJIMOTO Moeko	22 SHISHIUCHI Miho

Legend:

+A Assistant Captain **+C** Captain **Sn** Starting position



Game Summary
比赛总结 / Résumé du match
FIN - JPN 7 - 1 (2 - 1, 2 - 0, 3 - 0)

Spectators	Referees	Linespersons
675	3 LIEFFERS Cianna (CAN), 4 WIEGAND Anna (SUI)	68 LINNEK Lisa (GER), 53 LOVENSNO Veronica (SWE)

Team Statistics

Period	Score	SVS	SOG	PIM	TPP	PPG	SHG
1	2 : 1	7 : 16	18 : 8	6 : 2	01:18 : 04:34	1 : 0	0 : 0
2	2 : 0	11 : 15	17 : 11	0 : 0	00:00 : 01:26	0 : 0	0 : 0
3	3 : 0	6 : 11	14 : 6	2 : 2	02:00 : 02:00	0 : 0	0 : 0
Total	7 : 1	24 : 42	49 : 25	8 : 4	03:18 : 08:00	1 : 0	0 : 0

1st Period

Action	Time	ET/Res	Team	Type	No.	Name	(G)	Name of Assistant(s) / Action Description
GK	00:00		JPN		1	FUJIMOTO N		- Goalkeeper in
GK	00:00		FIN		36	KEISALA A		- Goalkeeper in
Penalty	00:50	02:08	JPN	2 min.	15	UKITA R		- Tripping
Goal	02:08	1 : 0	FIN	PP1	16	NIEMINEN P	(1)	40 TULUS N On Ice FIN 36 6 16 33 40 77 6 HIIRIKOSKI J JPN 1 3 8 12 18 *
Goal	04:32	2 : 0	FIN	EQ	24	VAINIKKA V	(1)	9 LAITINEN N On Ice FIN 36 7 9 10 24 40 10 HOLOPAINEN E JPN 1 6 7 10 21 23
Penalty	05:32	07:32	FIN	2 min.	15	TUOMINEN M		- Interference
Penalty	11:23	13:23	FIN	2 min.	23	HAKALA S		- Hooking
Goal	15:01	2 : 1	JPN	EQ	16	SHIGA A	(2)	14 TOKO H On Ice FIN 36 7 9 12 27 28 JPN 1 3 4 14 15 16
Penalty	19:26	21:26	FIN	2 min.	7	RANTALA S		- Hooking

2nd Period

Action	Time	ET/Res	Team	Type	No.	Name	(G)	Name of Assistant(s) / Action Description
Goal	25:01	3 : 1	FIN	EQ	33	KARVINEN M	(2)	16 NIEMINEN P On Ice FIN 36 7 9 16 33 77 77 TAPANI S JPN 1 2 8 10 11 23
Goal	28:29	4 : 1	FIN	EQ	16	NIEMINEN P	(2)	33 KARVINEN M On Ice FIN 36 7 9 16 33 77 9 LAITINEN N JPN 1 4 6 12 14 16

3rd Period

Action	Time	ET/Res	Team	Type	No.	Name	(G)	Name of Assistant(s) / Action Description
Goal	40:18	5 : 1	FIN	EQ	16	NIEMINEN P	(3)	77 TAPANI S On Ice FIN 36 6 16 33 77 88 6 HIIRIKOSKI J JPN 1 3 4 14 15 16
Penalty	41:33	43:33	FIN	2 min.	23	HAKALA S		- Tripping
Goal	48:28	6 : 1	FIN	EQ	77	TAPANI S	(4)	33 KARVINEN M On Ice FIN 36 6 16 33 77 88 16 NIEMINEN P JPN 1 3 4 14 15 16
Goal	52:29	7 : 1	FIN	EQ	23	HAKALA S	(1)	61 NISKANEN T On Ice FIN 36 8 15 23 32 61 9 LAITINEN N JPN 1 3 4 14 15 16
GK	52:29		JPN		30	KONISHI A		- Goalkeeper in 1 FUJIMOTO N - Goalkeeper out
Penalty	53:20	55:20	JPN	2 min.	7	KAWASHIMA Y		- Interference
GK	60:00		FIN					36 KEISALA A - Goalkeeper out
GK	60:00		JPN					30 KONISHI A - Goalkeeper out

Goalkeeper Records

Team : FIN - Finland

No.	Name	SOG	SVS	MIP
36	KEISALA Anni	25	24	60:00
18	RAISANEN Meeri			

Team : JPN - Japan

No.	Name	SOG	SVS	MIP
1	FUJIMOTO Nana	42	35	52:29
30	KONISHI Akane	7	7	07:31

Game Statistics

Team : FIN (Blue)



Head Coach : TOIVOLA Juuso										Shots on Goal				Time on Ice										
No.	Pos.	Name	G	A	P	PIM	FO+	FO-	FO+/-	FO%	1	2	3	OT	TS	+/-	1	2	3	OT	TOT	SHF	AVG	
6	D	HIIRIKOSKI Jenni +C	0	2	2	0	0	0	0	0.00	2	3	3		8	+2	9:58	9:27	8:47		28:12	34	0:49	
16	F	NIEMINEN Petra +A	3	2	5	0	0	0	0	0.00	2	3	1		6	+4	7:04	5:40	6:24		19:08	28	0:41	
33	F	KARVINEN Michelle +A	1	2	3	0	0	0	0	0.00	1	1	2		4	+4	6:21	5:42	6:11		18:14	27	0:40	
77	F	TAPANI Susanna	1	2	3	0	12	10	2	54.55	2	2	3		7	+4	8:12	6:15	6:39		21:06	31	0:40	
88	D	SAVOLAINEN Ronja	0	0	0	0	0	0	0	0.00	0	0	1		1	+2	8:08	9:15	6:07		23:30	30	0:47	
8	D	VIITASUO Ella	0	0	0	0	0	0	0	0.00	0	0	0		0	+1	3:13	4:17	4:32		12:02	16	0:45	
10	F	HOLOPAINEN Elisa	0	1	1	0	0	0	0	0.00	2	0	1		3	+1	3:56	5:27	4:16		13:39	22	0:37	
15	D	TUOMINEN Minnamari	0	0	0	2	0	0	0	0.00	1	0	0		1	+1	4:33	6:11	6:44		17:28	28	0:37	
24	F	VAINIKKA Viivi	1	0	1	0	4	1	3	80.00	2	2	0		4	+1	4:00	4:36	3:54		12:30	20	0:37	
40	F	TULUS Noora	0	1	1	0	6	6	0	50.00	3	1	0		4	+1	5:44	4:53	5:32		16:09	24	0:40	
7	D	RANTALA Sanni	0	0	0	2	0	0	0	0.00	0	1	0		1	+2	4:45	3:45	5:11		13:41	26	0:31	
9	D	LAITINEN Nelli	0	3	3	0	0	0	0	0.00	0	0	0		0	+2	4:26	5:08	4:32		14:06	29	0:29	
23	F	HAKALA Sanni	1	0	1	4	0	0	0	0.00	0	1	2		3	+1	4:03	3:36	3:53		11:32	21	0:32	
34	F	SUNDELIN Sofianna	0	0	0	0	0	0	0	0.00	1	1	0		2	0	4:04	3:46	4:45		12:35	20	0:37	
61	F	NISKANEN Tanja	0	1	1	0	9	4	5	69.23	2	0	0		2	+1	3:21	3:46	3:58		11:05	20	0:33	
2	D	KARJALAINEN Sini	0	0	0	0	0	0	0	0.00	0	1	0		1	0	3:28	2:28	2:19		8:15	10	0:49	
12	F	VANHANEN Sanni	0	0	0	0	2	4	-2	33.33	0	0	0		0	-1	3:15	4:08	1:10		8:33	13	0:39	
27	F	LIKALA Julia	0	0	0	0	0	0	0	0.00	0	1	1		2	-1	2:38	4:02	4:18		10:58	16	0:41	
28	F	NYLUND Jenniina	0	0	0	0	3	0	3	100.00	0	0	0		0	-1	3:49	5:40	4:36		14:05	20	0:42	
32	F	VESA Emilia	0	0	0	0	0	0	0	0.00	0	0	0		0	+1	0:00	0:00	4:05		4:05	6	0:40	
18	GK	RAISANEN Meeri	0	0	0	0					0	0	0		0									
36	GK	KEISALA Anni	0	0	0	0					0	0	0		0									
Total			7	14	21	8	36	25	11	59.02	18	17	14		49									

Team : JPN (White)

Head Coach : IIZUKA Yuji										Shots on Goal				Time on Ice										
No.	Pos.	Name	G	A	P	PIM	FO+	FO-	FO+/-	FO%	1	2	3	OT	TS	+/-	1	2	3	OT	TOT	SHF	AVG	
3	D	SHIGA Aoi	0	0	0	0	0	0	0	0.00	0	0	0		0	-2	9:36	7:12	7:51		24:39	32	0:46	
4	D	TOKO Ayaka +A	0	0	0	0	0	0	0	0.00	0	0	0		0	-3	7:34	8:52	6:23		22:49	33	0:41	
14	F	TOKO Haruka	0	1	1	0	11	14	-3	44.00	1	2	2		5	-3	7:49	8:15	6:28		22:32	29	0:46	
15	F	UKITA Rui	0	0	0	2	0	0	0	0.00	1	1	1		3	-2	7:14	7:48	6:48		21:50	27	0:48	
16	F	SHIGA Akane	1	0	1	0	0	0	0	0.00	3	1	2		6	-3	7:21	8:11	5:48		21:20	28	0:45	
2	D	KOIKE Shiori	0	0	0	0	0	0	0	0.00	0	0	0		0	-1	9:28	5:30	7:18		22:16	33	0:40	
8	D	HOSOYAMADA Akane +A	0	0	0	0	0	0	0	0.00	0	0	0		0	-1	9:03	8:25	7:21		24:49	32	0:46	
10	F	YONEYAMA Haruna	0	0	0	0	9	12	-3	42.86	0	1	1		2	-2	6:45	5:44	4:38		17:07	24	0:42	
19	F	OTAKI Chika	0	0	0	0	0	0	0	0.00	0	0	0		0	0	0:19	0:00	0:44		1:03	2	0:31	
23	F	YAMASHITA Hikaru	0	0	0	0	0	0	0	0.00	1	0	0		1	-2	4:47	3:56	1:40		10:23	13	0:47	
6	D	SUZUKI Sena	0	0	0	0	0	0	0	0.00	0	0	0		0	-2	1:22	5:52	3:22		10:36	15	0:42	
7	D	KAWASHIMA Yukiko	0	0	0	2	0	0	0	0.00	0	0	0		0	-1	1:54	3:52	5:00		10:46	15	0:43	
12	F	OSAWA Chiho +C	0	0	0	0	0	0	0	0.00	1	1	0		2	-1	7:40	5:54	6:13		19:47	28	0:42	
18	F	TAKA Suzuka	0	0	0	0	5	10	-5	33.33	0	1	0		1	0	5:13	5:54	8:44		19:51	25	0:47	
27	F	KOYAMA Remi	0	0	0	0	0	0	0	0.00	0	2	0		2	0	4:02	5:18	6:10		15:30	26	0:35	
11	F	MIURA Mei	0	0	0	0	0	0	0	0.00	0	2	0		2	-1	2:36	4:33	4:31		11:40	15	0:46	
13	F	FUJIMOTO Moeko	0	0	0	0	0	0	0	0.00	0	0	0		0	0	0:00	0:00	0:28		0:28	1	0:28	
21	F	KUBO Hanae	0	0	0	0	0	0	0	0.00	1	0	0		1	-1	4:45	2:51	4:02		11:38	13	0:53	
22	F	SHISHIUCHI Miho	0	0	0	0	0	0	0	0.00	0	0	0		0	0	0:00	1:02	0:44		1:46	2	0:53	
28	D	YAMASHITA Shiori	0	0	0	0	0	0	0	0.00	0	0	0		0	0	0:00	0:00	2:52		2:52	4	0:43	
1	GK	FUJIMOTO Nana	0	0	0	0					0	0	0		0									
30	GK	KONISHI Akane	0	0	0	0					0	0	0		0									
Total			1	1	2	4	25	36	-11	40.98	8	11	6		25									



Wukesong Sports Centre

五棵松体育中心
Centre sportif de Wukesong

SAT 12 FEB 2022

Start Time 16:40
End Time 18:48

Ice Hockey

冰球 / Hockey sur glace

Women

女子 / Femmes

Play-offs Quarterfinals, Game 24

1/4决赛, 比赛 24 / Phase finale, quarts de finale, Match 24



Legend:

(G) Goals in tournament	* Does not count for Plus/minus	+/- Plus/minus net	+A Assistant Captain
+C Captain	A Assists	AVG Average time on ice / shift	D Defender
EQ Equal strength	ET/Res Penalty end time/Result of game	F Forward	FO% Face-offs won as percentage
FO+ Face-offs won	FO- Face-offs lost	FO+/- Face-offs net	G Goals
GK Goalkeeper	MIP Minutes in play (GK)	No. Jersey number	OT Overtime
P Points	PIM Penalties in minutes	Pos. Position	PP1 Power play - 1 player
PPG Power play goals	SHF Number of shifts	SHG Shorthanded goals	SOG Shots on goal
SVS Saves	TOT Total	TPP Time on power play	TS Total shots





Wukesong Sports Centre
 五棵松体育中心
 Centre sportif de Wukesong
SAT 12 FEB 2022
 Start Time 16:40



Ice Hockey
 冰球 / Hockey sur glace
Women
 女子 / Femmes
Play-offs Quarterfinals, Game 24
 1/4决赛 比赛 24 / Phase finale, quarts de finale, Match 24

Shot Chart
 射门表 / Analyse des tirs

FIN - JPN

Shots by JPN
 Goals (G): 1
 SSP (-): 5

Shots by FIN
 Goals (G): 2
 SSP (-): 3

SSG (+): 7
 SPG (-): 2

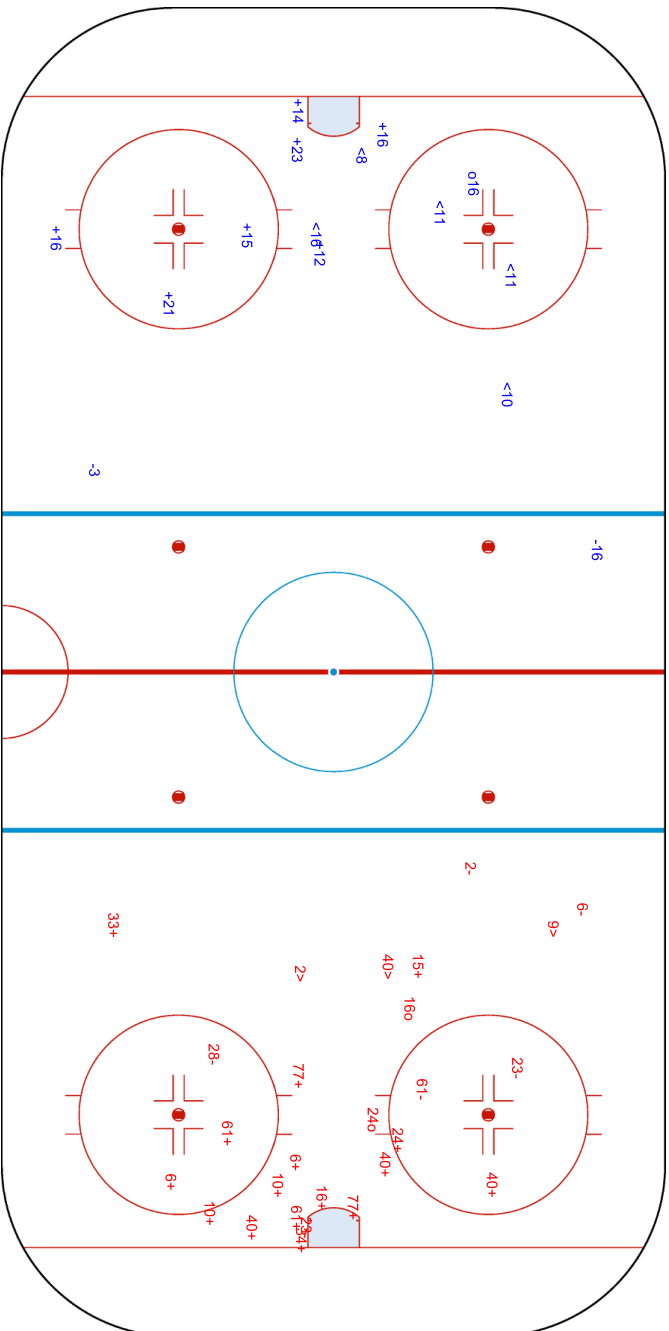


1st Period



GK 36 of FIN
 016

GK 1 of JPN
 024





BEIJING 2022™

SAT 12 FEB 2022
Start Time 16:40

Wukesong Sports Centre
五棵松体育中心
Centre sportif de Wukesong

Ice Hockey
冰球 / Hockey sur glace

Women

女子 / Femmes

Play-offs Quarterfinals, Game 24

1/4决赛, 比赛 24 / Phase finale, quarts de finale, Match 24



Shots by FIN Goals (o): 2
SSP (-): 5 SSG (+): 15
SPG (-): 5

Shots by JPN Goals (o): 0
SSP (-): 2 SSG (+): 11
SPG (-): 2

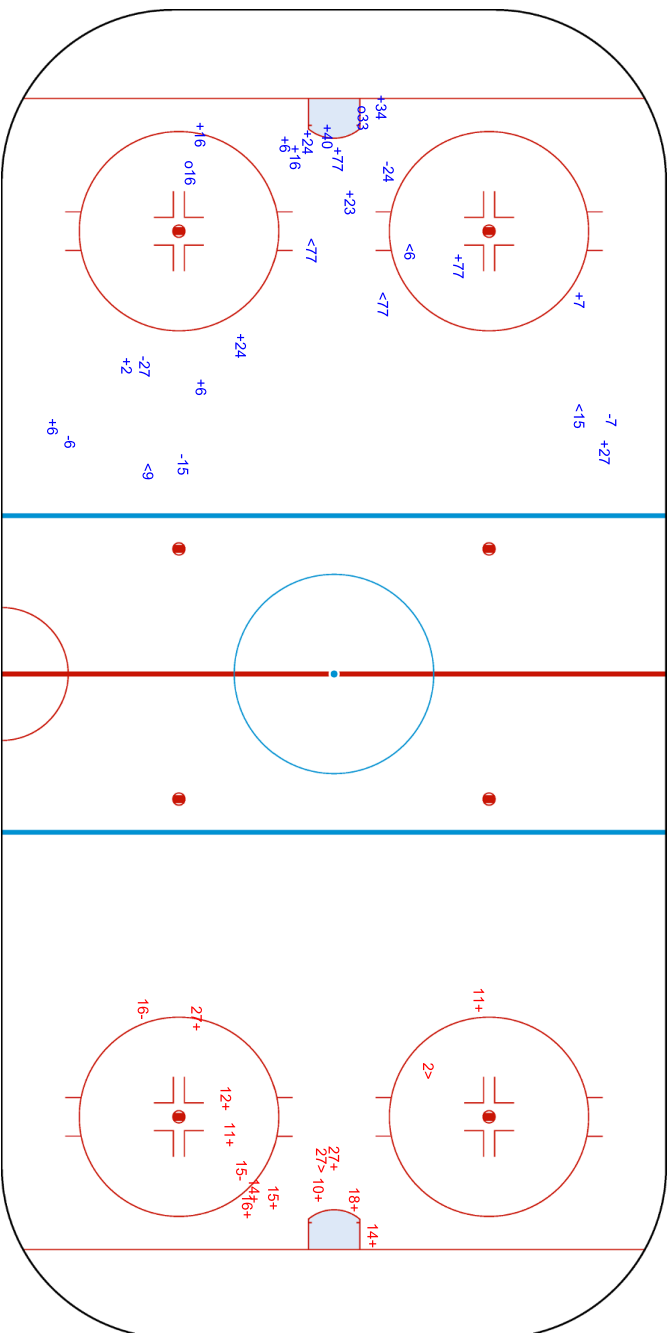
GK 1 of JPN
016
033

GK 36 of FIN

JPN

2nd Period

FIN





Wukesong Sports Centre
五棵松体育中心
Centre sportif de Wukesong

BEIJING 2022

SAT 12 FEB 2022
Start Time 16:40

Ice Hockey
冰球 / Hockey sur glace

Women
女子 / Femmes

Play-offs Quarterfinals, Game 24

1/4决赛, 比赛 24 / Phase finale, quarts de finale, Match 24



Shots by JPN
Goals (0): 0
SSP (-): 2

SSG (+): 6
SPG (-): 4

FIN

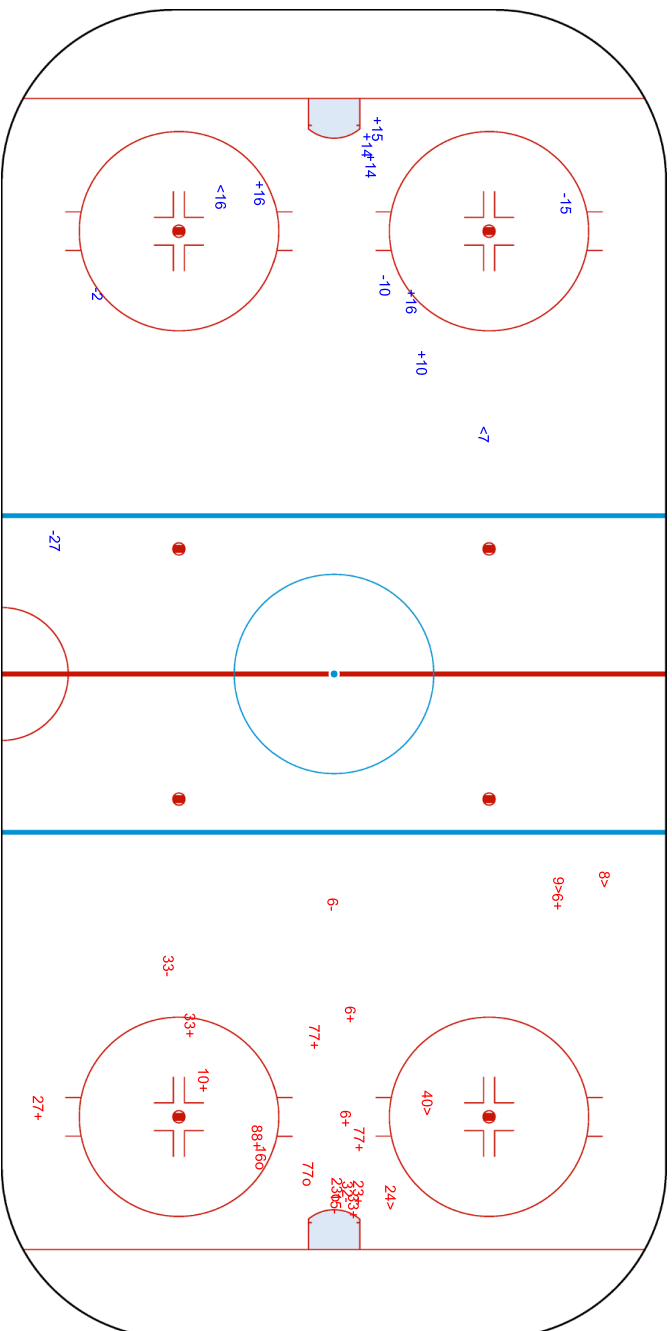
3rd Period

JPN

Shots by FIN
Goals (0): 3
SSP (-): 4

SSG (+): 11
SPG (-): 4

GK 36 of FIN



GK 1 of JPN

GK 30 of JPN

Legend:	Goalkeeper	SPG	Shots past goal	SSG	Shots saved by goalkeeper	SSP	Shots saved by player
GK							

IHOWTEAM6-----QFNLD00400--_77A\3.0

Report Created SAT 12 FEB 2022 18:48





Face-off Chart
争球表 / Statistiques des mises en jeu

FIN - JPN

1st PERIOD

	FIN		JPN		Neutral zone		FIN		JPN		Total wins all zones				
	Def. zone	Att. zone	Def. zone	Att. zone	Def. zone	Att. zone	Att. zone	Def. zone	Att. zone	Def. zone					
	- 77	+ 10	- 77	+ 14	- 77	+ 14	+ 40	- 10	+ 77	- 14	<table border="1"> <thead> <tr> <th>FIN</th> <th>JPN</th> </tr> </thead> <tbody> <tr> <td>19 / 73%</td> <td>7 / 27%</td> </tr> </tbody> </table>	FIN	JPN	19 / 73%	7 / 27%
FIN	JPN														
19 / 73%	7 / 27%														
	- 12	+ 10	+ 61	- 14	+ 61	- 14	+ 40	- 10	+ 61	- 18					
	+ 12	- 14	+ 61	- 14	- 61	+ 10	+ 61	- 14	+ 24	- 14					
	- 77	+ 10	- 61	+ 10	- 77	+ 10	+ 24	- 18	+ 61	- 14					
	+ 77	- 10					+ 24	- 14	+ 77	- 10					
	+ 77	- 10					- 12	+ 14	+ 24	- 18					
	+ 77	- 14					+ 40	- 18	+ 61	- 14					
	+ 77	- 14					+ 61	- 14	+ 77	- 10					
	+ 40	- 14					+ 77	- 10	+ 24	- 18					
Total wins / period	5 / 63%	3 / 37%	3 / 50%	3 / 50%	11 / 92%	1 / 8%									

2nd PERIOD

	FIN		JPN		Neutral zone		FIN		JPN		Total wins all zones				
	Def. zone	Att. zone	Def. zone	Att. zone	Def. zone	Att. zone	Att. zone	Def. zone	Att. zone	Def. zone					
	- 40	+ 10	- 77	+ 14	- 77	+ 14	- 40	+ 14	- 61	+ 14	<table border="1"> <thead> <tr> <th>FIN</th> <th>JPN</th> </tr> </thead> <tbody> <tr> <td>8 / 47%</td> <td>9 / 53%</td> </tr> </tbody> </table>	FIN	JPN	8 / 47%	9 / 53%
FIN	JPN														
8 / 47%	9 / 53%														
	+ 12	- 18	- 77	+ 18	+ 77	- 14	+ 77	- 10	- 77	+ 18					
	+ 77	- 14	+ 77	- 14	- 12	+ 14	+ 24	- 14	+ 61	- 10					
							+ 61	- 10	- 77	+ 14					
							- 77	+ 14	+ 77	- 18					
							+ 77	- 18	- 40	+ 14					
							- 40	+ 14							
Total wins / period	2 / 67%	1 / 33%	2 / 40%	3 / 60%	4 / 44%	5 / 56%									

3rd PERIOD

	FIN		JPN		Neutral zone		FIN		JPN		Total wins all zones				
	Def. zone	Att. zone	Def. zone	Att. zone	Def. zone	Att. zone	Att. zone	Def. zone	Att. zone	Def. zone					
	- 77	+ 14	+ 77	- 14	+ 77	- 14	+ 28	- 18	- 24	+ 14	<table border="1"> <thead> <tr> <th>FIN</th> <th>JPN</th> </tr> </thead> <tbody> <tr> <td>9 / 50%</td> <td>9 / 50%</td> </tr> </tbody> </table>	FIN	JPN	9 / 50%	9 / 50%
FIN	JPN														
9 / 50%	9 / 50%														
	+ 28	- 10	- 40	+ 10	+ 61	- 18	- 77	+ 18	- 61	+ 18					
	+ 77	- 10	+ 28	- 10	- 40	+ 18	- 61	+ 18	+ 40	- 10					
			- 40	+ 18			+ 40	- 10	- 40	+ 10					
							- 61	+ 14	+ 40	- 18					
							+ 40	- 18	- 12	+ 10					
							- 12	+ 10	+ 61	- 10					
							+ 61	- 10							
Total wins / period	2 / 67%	1 / 33%	3 / 60%	2 / 40%	4 / 40%	6 / 60%									



TOTAL

	FIN		JPN		FIN		JPN		Total wins all zones	
	Def. zone	Att. zone	Neutral zone		Att. zone	Def. zone	FIN	JPN		
Total wins / game	9 / 64%	5 / 36%	8 / 50%	8 / 50%	19 / 61%	12 / 39%	36 / 59%	25 / 41%		

HEAD TO HEAD

	No.	JPN			Tot.	wins FIN	Dz	Nz	Az
		10	14	18					
FIN	12	0 - 2	1 - 2	1 - 0	6	2 33%	2 67%	0 0%	0 0%
	24		2 - 1	2 - 0	5	4 80%			4 80%
	28	2 - 0		1 - 0	3	3 100%	1 100%	1 100%	1 100%
	40	3 - 3	1 - 2	2 - 1	12	6 50%	1 50%	0 0%	5 63%
	61	2 - 1	4 - 2	3 - 1	13	9 69%		4 80%	5 63%
	77	5 - 3	6 - 4	1 - 3	22	12 55%	5 63%	3 43%	4 57%
Tot.		21	25	15	61	36 59%	9 64%	8 50%	19 61%
wins JPN		9 43%	11 44%	5 33%	25 41%				
Dz		2 22%	7 58%	3 30%	12 39%				
Nz		3 75%	3 38%	2 50%	8 50%				
Az		4 50%	1 20%	0 0%	5 36%				

Legend:

Az Attacking zone **Dz** Defending zone **No.** Jersey number **Nz** Neutral zone **Tot.** Total face-offs played



Line-Ups

阵容 / Composition des équipes

CAN - SUI

Referees

10 NURMI Anniina (FIN) , 8 RAPIN Chelsea (USA)

Linespersons

64 HEIKKINEN Jenni (FIN) , 30 SPRESSER Jackie (USA)

Goalkeepers

Team: CAN

No. Name

35 DESBIENS Ann-Renee
38 MASCHMEYER Emerance

Team: SUI

No. Name

20 BRAENDLI Andrea
29 MAURER Saskia

Team Line-ups

Team: CAN (White)

No. Pos. Name

3 D	LAROCQUE Jocelyne +A
14 D	FAST Renata
19 F	JENNER Brianne
20 F	NURSE Sarah
29 F	POULIN Marie-Philip +C
23 D	AMBROSE Erin
42 D	THOMPSON Claire
6 F	JOHNSTON Rebecca
26 F	CLARK Emily
40 F	TURNBULL Blayre +A
21 D	BELL Ashton
28 D	ZANDEE-HART Micah
10 F	FILLIER Sarah
15 F	DAOUST Melodie
24 F	SPOONER Natalie
17 D	SHELTON Ella
7 F	STACEY Laura
11 F	SAULNIER Jill
27 F	MALTAIS Emma
47 F	RATTRAY Jamie Lee

Head Coach: RYAN Troy

NOT DRESSED:

50 GK CAMPBELL Kristen

Team: SUI (Red)

No. Pos. Name

17 D	CHRISTEN Lara
22 D	LEEMANN Sinja
7 F	STALDER Lara +C
25 F	MULLER Alina +A
88 F	STAENZ Phoebe
16 D	VALLARIO Nicole
23 D	BULLO Nicole
14 F	RASELLI Evelina +A
26 F	RUEGG Dominique
98 F	MOY Keely
9 D	SIGRIST Shannon
18 D	WETLI Stefanie
28 D	MARTI Alina
15 F	ZIMMERMANN Laura
71 F	LUTZ Lena Marie
3 D	FORSTER Sarah
4 D	HOFSTETTER Nadine
8 F	QUENNEC Kaleigh
21 F	ENZLER Rahel
24 F	RYHNER Noemi

Head Coach: MULLER Colin

NOT DRESSED:

12 F RUEDI Lisa
39 GK SPIES Caroline

Legend:

+A	Assistant Captain	+C	Captain	D	Defender	F	Forward
No.	Jersey number	Pos.	Position				



Graphical Line-ups

阵容图 / Alignments

CAN - SUI

Referees

10 NURMI Anniina (FIN) , 8 RAPIN Chelsea (USA)

Linespersons

64 HEIKKINEN Jenni (FIN) , 30 SPRESSER Jackie (USA)

Team: CAN - Canada (White)

Head Coach: RYAN Troy

S1 35 DESBIENS Ann-Renee		
38 MASCHMEYER Emerance		
S2 3 LAROCQUE Jocelyne +A	S3 14 FAST Renata	
S5 20 NURSE Sarah	S6 29 POULIN Marie-Philip +C	S4 19 JENNER Brianne
42 THOMPSON Claire		23 AMBROSE Erin
26 CLARK Emily	40 TURNBULL Blayre +A	6 JOHNSTON Rebecca
28 ZANDEE-HART Micah		21 BELL Ashton
15 DAOUST Melodie	10 FILLIER Sarah	24 SPOONER Natalie
17 SHELTON Ella		47 RATTRAY Jamie Lee
11 SAULNIER Jill	27 MALTAIS Emma	7 STACEY Laura

Team: SUI - Switzerland (Red)

Head Coach: MULLER Colin

S1 20 BRAENDLI Andrea		
29 MAURER Saskia		
17 CHRISTEN Lara		22 LEEMANN Sinja
88 STAENZ Phoebe	25 MULLER Alina +A	7 STALDER Lara +C
16 VALLARIO Nicole		23 BULLO Nicole
98 MOY Keely	14 RASELLI Evelina +A	26 RUEGG Dominique
S3 18 WETLI Stefanie	S2 9 SIGRIST Shannon	
15 ZIMMERMANN Laura	28 MARTI Alina	71 LUTZ Lena Marie
3 FORSTER Sarah		4 HOFSTETTER Nadine
S5 21 ENZLER Rahel	S6 24 RYHNER Noemi	S4 8 QUENNEC Kaleigh

Legend:

+A Assistant Captain

+C Captain

Sn Starting position



Game Summary
比赛总结 / Résumé du match
CAN - SUI 10 - 3 (5 - 1, 3 - 2, 2 - 0)

Spectators	Referees	Linespersons
645	10 NURMI Anniina (FIN) , 8 RAPIN Chelsea (USA)	64 HEIKKINEN Jenni (FIN) , 30 SPRESSER Jackie (USA)

Team Statistics

Period	Score	SVS	SOG	PIM	TPP	PPG	SHG
1	5 : 1	6 : 23	28 : 7	4 : 0	00:00 : 03:29	0 : 1	0 : 0
2	3 : 2	3 : 20	23 : 5	2 : 2	02:00 : 01:02	0 : 1	0 : 0
3	2 : 0	1 : 8	10 : 1	2 : 2	00:51 : 02:00	0 : 0	0 : 0
Total	10 : 3	10 : 51	61 : 13	8 : 4	02:51 : 06:31	0 : 2	0 : 0

1st Period

Action	Time	ET/Res	Team	Type	No.	Name	(G)	Name of Assistant(s) / Action Description
GK	00:00		CAN		35	DESBIENS AR		- Goalkeeper in
GK	00:00		SUI		20	BRAENDLI A		- Goalkeeper in
Goal	07:16	1 : 0	CAN	EQ	42	THOMPSON C	(2)	6 JOHNSTON R On Ice CAN 35 6 23 26 40 42 SUI 20 9 14 18 26 98
Goal	08:28	2 : 0	CAN	EQ	47	RATTRAY JL	(5)	23 AMBROSE E On Ice CAN 35 10 23 24 42 47 10 FILLIER S SUI 20 3 9 14 26 98
Goal	09:04	3 : 0	CAN	EQ	40	TURNBULL B	(4)	42 THOMPSON C On Ice CAN 35 6 20 23 40 42 6 JOHNSTON R SUI 20 4 8 21 22 24
Time-out	09:04		SUI					
Goal	09:21	4 : 0	CAN	EQ	14	FAST R	(1)	20 NURSE S On Ice CAN 35 3 14 19 20 29 19 JENNER B SUI 20 7 16 23 25 88
GK	09:21		SUI		29	MAURER S		- Goalkeeper in 20 BRAENDLI A - Goalkeeper out
Goal	10:40	5 : 0	CAN	EQ	23	AMBROSE E	(4)	15 DAOUST M On Ice CAN 35 10 15 23 24 42 24 SPOONER N SUI 29 3 7 18 28 71
Penalty	14:48	16:48	CAN	2 min.	40	TURNBULL B		- Slashing
Penalty	17:08	18:37	CAN	2 min.	28	ZANDEE-HART M		- High Sticking
Goal	18:37	5 : 1	SUI	PP1	7	STALDER L	(4)	25 MULLER A On Ice CAN 35 7 17 20 42 SUI 29 7 17 25 88 98 *

2nd Period

Action	Time	ET/Res	Team	Type	No.	Name	(G)	Name of Assistant(s) / Action Description
Goal	24:59	5 : 2	SUI	EQ	25	MULLER A	(4)	7 STALDER L On Ice CAN 35 19 20 23 29 42 SUI 29 7 17 22 25 88
Goal	27:52	6 : 2	CAN	EQ	29	POULIN MP	(3)	20 NURSE S On Ice CAN 35 19 20 23 29 42 SUI 29 15 17 18 28 71
Goal	28:03	7 : 2	CAN	EQ	26	CLARK E	(2)	6 JOHNSTON R On Ice CAN 35 6 23 26 40 42 40 TURNBULL B SUI 29 14 16 23 26 98
Penalty	28:42	29:44	CAN	2 min.	7	STACEY L		- Tripping
Goal	29:44	7 : 3	SUI	PP1	7	STALDER L	(5)	On Ice CAN 35 20 23 28 40 SUI 29 7 17 25 88 98 *
Goal	33:27	8 : 3	CAN	EQ	29	POULIN MP	(4)	20 NURSE S On Ice CAN 35 19 20 23 29 42 42 THOMPSON C SUI 29 15 16 17 28 71
Penalty	36:31	38:31	SUI	2 min.	7	STALDER L		- Illegal Hit

3rd Period

Action	Time	ET/Res	Team	Type	No.	Name	(G)	Name of Assistant(s) / Action Description
Goal	43:13	9 : 3	CAN	EQ	27	MALTAIS E	(1)	7 STACEY L On Ice CAN 35 7 23 26 27 42 11 SAULNIER J SUI 29 3 4 8 21 24
Penalty	48:43	50:43	CAN	2 min.	14	FAST R		- Hooking
Goal	58:11	10 : 3	CAN	EQ	19	JENNER B	(9)	20 NURSE S On Ice CAN 35 10 19 20 23 42 SUI 29 3 14 15 21 22
Penalty	59:09	60:00	SUI	2 min.	15	ZIMMERMANN L		- Slashing
GK	60:00		CAN					35 DESBIENS AR - Goalkeeper out
GK	60:00		SUI					29 MAURER S - Goalkeeper out



Goalkeeper Records

Team : CAN - Canada

No.	Name	SOG	SVS	MIP
35	DESBIENS Ann-Renee	13	10	60:00
38	MASCHMEYER Emerance			

Team : SUI - Switzerland

No.	Name	SOG	SVS	MIP
29	MAURER Saskia	43	37	50:39
20	BRAENDLI Andrea	18	14	09:21

Game Statistics

Team : CAN (White)

Head Coach : RYAN Troy

No.	Pos.	Name	FO							Shots on Goal				+/-	Time on Ice				TOT	SHF	AVG	
			G	A	P	PIM	FO+	FO-	FO+/-	FO%	1	2	3		OT	TS	1	2				3
3	D	LAROCQUE Jocelyne +A	0	0	0	0	0	0	0	0.00	1	0	0	1	+1	8:46	7:10	5:23		21:19	32	0:39
14	D	FAST Renata	1	0	1	2	0	0	0	0.00	2	0	1	3	+1	8:32	6:41	6:22		21:35	34	0:38
19	F	JENNER Brianne	1	1	2	0	0	2	-2	0.00	3	5	1	9	+3	4:05	6:08	5:26		15:39	26	0:36
20	F	NURSE Sarah	0	4	4	0	3	1	2	75.00	1	0	0	1	+4	5:49	6:11	5:12		17:12	34	0:30
29	F	POULIN Marie-Philip +C	2	0	2	0	13	4	9	76.47	1	2	0	3	+2	3:55	5:56	4:29		14:20	31	0:27
6	F	JOHNSTON Rebecca	0	3	3	0	0	0	0	0.00	1	2	0	3	+3	4:44	4:30	4:16		13:30	21	0:38
23	D	AMBROSE Erin	1	1	2	0	0	0	0	0.00	3	0	0	3	+8	5:55	6:28	5:40		18:03	31	0:34
26	F	CLARK Emily	1	0	1	0	0	0	0	0.00	4	4	0	8	+3	5:53	4:51	5:38		16:22	28	0:35
40	F	TURNBULL Blayne +A	1	1	2	2	9	9	0	50.00	2	2	1	5	+3	4:53	5:18	4:36		14:47	26	0:34
42	D	THOMPSON Claire	1	2	3	0	0	0	0	0.00	2	1	0	3	+8	4:54	6:46	4:24		16:04	30	0:32
10	F	FILLIER Sarah	0	1	1	0	6	7	-1	46.15	1	2	0	3	+3	5:07	3:45	4:51		13:43	24	0:34
15	F	DAOUST Melodie	0	1	1	0	0	0	0	0.00	0	1	0	1	+1	4:31	3:39	4:05		12:15	17	0:43
21	D	BELL Ashton	0	0	0	0	0	0	0	0.00	1	0	2	3	0	3:23	3:54	6:53		14:10	26	0:32
24	F	SPOONER Natalie	0	1	1	0	0	0	0	0.00	3	0	1	4	+2	3:35	4:36	3:49		12:00	17	0:42
28	D	ZANDEE-HART Micah	0	0	0	2	0	0	0	0.00	0	0	0	0	0	5:14	5:36	6:44		17:34	35	0:30
7	F	STACEY Laura	0	1	1	2	0	0	0	0.00	0	1	1	2	+1	4:15	2:58	3:15		10:28	21	0:29
11	F	SAULNIER Jill	0	1	1	0	0	0	0	0.00	2	0	1	3	0	3:29	3:49	3:43		11:01	18	0:36
17	D	SHELTON Ella	0	0	0	0	0	0	0	0.00	0	0	0	0	0	3:02	2:20	4:46		10:08	17	0:35
27	F	MALTAIS Emma	1	0	1	0	5	4	1	55.56	0	3	2	5	+1	4:31	4:16	5:22		14:09	21	0:40
47	F	RATTRAY Jamie Lee	1	0	1	0	0	0	0	0.00	1	0	0	1	+1	1:36	3:38	2:29		7:43	13	0:35
35	GK	DESBIENS Ann-Renee	0	0	0	0					0	0	0	0								
38	GK	MASCHMEYER Emerance	0	0	0	0					0	0	0	0								
Total			10	17	27	8	36	27	9	57.14	28	23	10	61								

Team : SUI (Red)

Head Coach : MULLER Colin

No.	Pos.	Name	FO							Shots on Goal				+/-	Time on Ice				TOT	SHF	AVG	
			G	A	P	PIM	FO+	FO-	FO+/-	FO%	1	2	3		OT	TS	1	2				3
7	F	STALDER Lara +C	2	1	3	2	0	0	0	0.00	4	1	0	5	-1	7:32	6:22	6:45		20:39	29	0:42
17	D	CHRISTEN Lara	0	0	0	0	0	0	0	0.00	0	0	0	0	-1	7:17	7:38	4:13		19:08	24	0:47
22	D	LEEMANN Sinja	0	0	0	0	0	0	0	0.00	0	0	0	0	-1	6:55	5:30	7:24		19:49	24	0:49
25	F	MULLER Alina +A	1	1	2	0	13	13	0	50.00	1	1	0	2	0	6:51	5:47	6:26		19:04	30	0:38
88	F	STAENZ Phoebe	0	0	0	0	0	0	0	0.00	1	2	0	3	0	7:37	7:23	6:52		21:52	27	0:48
14	F	RASELLI Evelina +A	0	0	0	0	9	11	-2	45.00	0	0	0	0	-4	7:02	7:06	7:53		22:01	26	0:50
16	D	VALLARIO Nicole	0	0	0	0	0	0	0	0.00	0	1	0	1	-3	6:51	7:05	4:34		18:30	26	0:42
23	D	BULLO Nicole	0	0	0	0	0	0	0	0.00	0	0	0	0	-2	4:42	7:18	3:44		15:44	22	0:42
26	F	RUEGG Dominique	0	0	0	0	0	0	0	0.00	1	0	0	1	-3	6:26	4:51	5:40		16:57	22	0:46
98	F	MOY Keely	0	0	0	0	0	1	-1	0.00	0	0	0	0	-3	5:01	5:08	1:45		11:54	18	0:39
9	D	SIGRIST Shannon	0	0	0	0	0	0	0	0.00	0	0	0	0	-2	4:12	3:27	5:16		12:55	20	0:38
15	F	ZIMMERMANN Laura	0	0	0	2	0	0	0	0.00	0	0	1	1	-3	2:53	3:07	4:34		10:34	19	0:33
18	D	WETLI Stefanie	0	0	0	0	0	0	0	0.00	0	0	0	0	-3	4:13	4:16	3:49		12:18	21	0:35
28	D	MARTI Alina	0	0	0	0	4	5	-1	44.44	0	0	0	0	-3	2:24	3:05	4:10		9:39	16	0:36
71	F	LUTZ Lena Marie	0	0	0	0	0	0	0	0.00	0	0	0	0	-3	3:03	3:38	5:56		12:37	17	0:44
3	D	FORSTER Sarah	0	0	0	0	0	0	0	0.00	0	0	0	0	-4	2:30	3:08	4:45		10:23	12	0:51
4	D	HOFSTETTER Nadine	0	0	0	0	0	0	0	0.00	0	0	0	0	-2	1:21	0:00	5:03		6:24	9	0:42
8	F	QUENNEC Kaleigh	0	0	0	0	0	0	0	0.00	0	0	0	0	-2	3:12	2:48	2:07		8:07	11	0:44
21	F	ENZLER Rahel	0	0	0	0	0	0	0	0.00	0	0	0	0	-3	4:49	2:47	2:39		10:15	15	0:41
24	F	RYHNER Noemi	0	0	0	0	1	6	-5	14.29	0	0	0	0	-2	4:24	6:59	4:37		16:00	19	0:50
20	GK	BRAENDLI Andrea	0	0	0	0					0	0	0	0								



Head Coach : MULLER Colin		Shots on Goal										Time on Ice											
No.	Pos.	Name	G	A	P	PIM	FO+	FO-	FO+/-	FO%	1	2	3	OT	TS	+/-	1	2	3	OT	TOT	SHF	AVG
29	GK	MAURER Saskia	0	0	0	0					0	0	0		0								
Total			3	2	5	4	27	36	-9	42.86	7	5	1		13								

Legend:

(G) Goals in tournament	* Does not count for Plus/minus	+/- Plus/minus net	+A Assistant Captain
+C Captain	A Assists	AVG Average time on ice / shift	D Defender
EQ Equal strength	ET/Res Penalty end time/Result of game	F Forward	FO% Face-offs won as percentage
FO+ Face-offs won	FO- Face-offs lost	FO+/- Face-offs net	G Goals
GK Goalkeeper	MIP Minutes in play (GK)	No. Jersey number	OT Overtime
P Points	PIM Penalties in minutes	Pos. Position	PP1 Power play - 1 player
PPG Power play goals	SHF Number of shifts	SHG Shorthanded goals	SOG Shots on goal
SVS Saves	TOT Total	TPP Time on power play	TS Total shots



Wukesong Sports Centre
 五棵松体育中心
 Centre sportif de Wukesong
MON 14 FEB 2022
 Start Time 12:10

Ice Hockey
 冰球 / Hockey sur glace
Women
 女子 / Femmes

Play-offs Semifinals, Game 25
 半决赛, 比赛 25 / Phase finale, demi-finales, Match 25



Shot Chart
 射门表 / Analyse des tirs

CAN - SUI

Shots by SUI
 Goals (G): 1
 SSP (-): 3

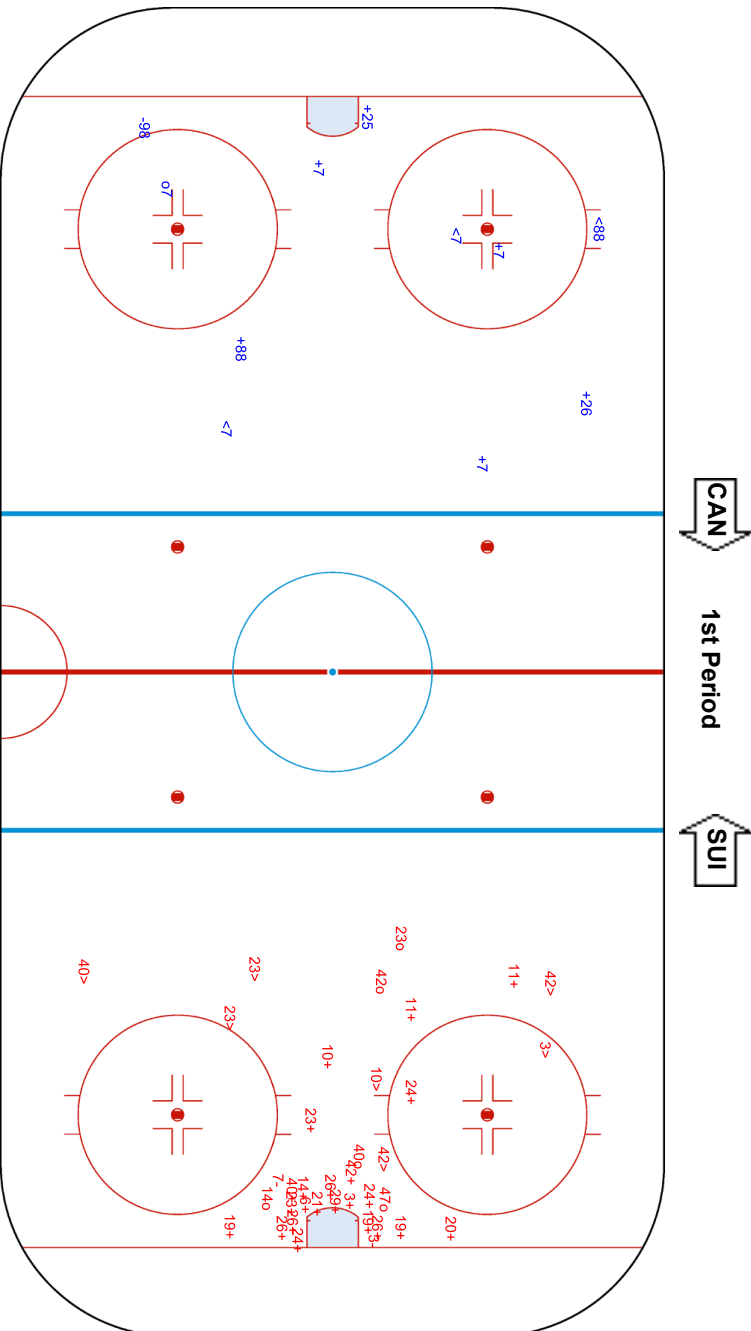
Shots by CAN
 Goals (G): 5
 SSP (-): 7

SSG (+): 6
 SPG (-): 1

SSG (+): 23
 SPG (-): 2

GK 35 of CAN

GK 20 of SUI



GK 29 of SUI



Wukesong Sports Centre
 五棵松体育中心
 Centre sportif de Wukesong
MON 14 FEB 2022
 Start Time 12:10

Ice Hockey
 冰球 / Hockey sur glace
Women
 女子 / Femmes
Play-offs Semifinals, Game 25
 半决赛, 比赛 25 / Phase finale, demi-finales, Match 25

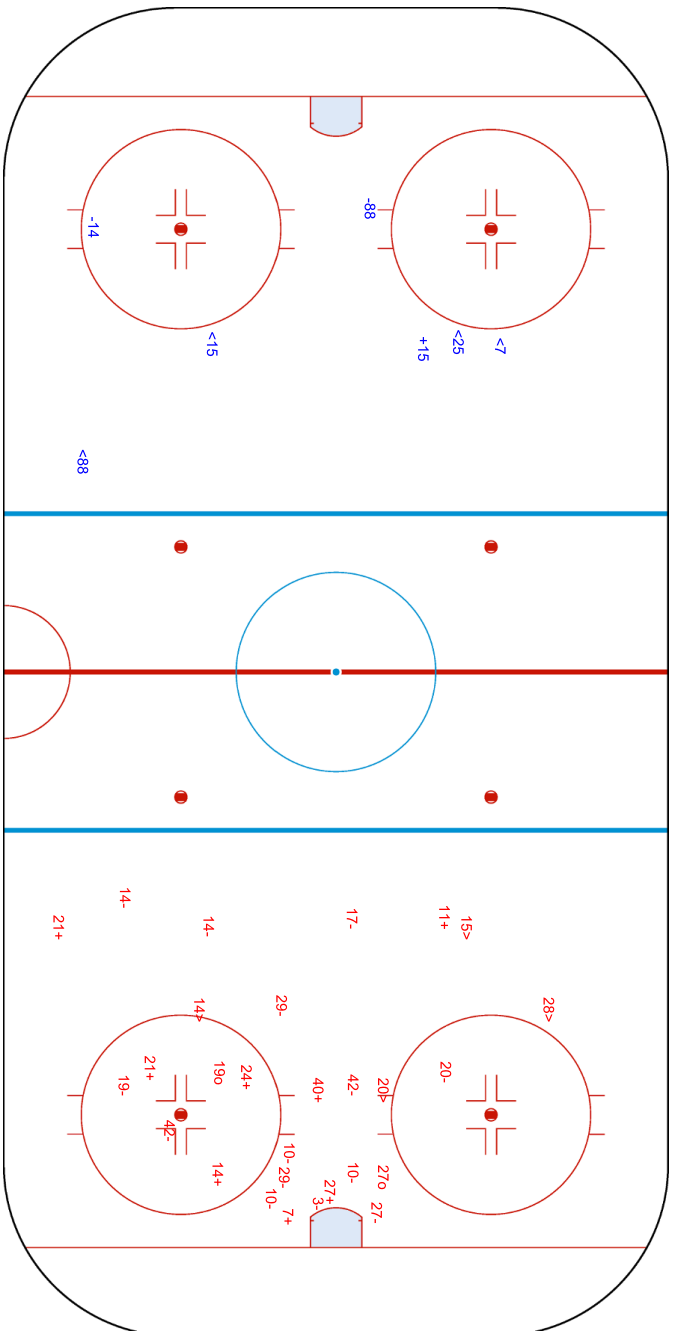


Shots by SUI
 Goals (0): 0
 SSP (-): 4
 SSG (+): 1
 SPG (-): 2

Shots by CAN
 Goals (0): 2
 SSP (-): 4
 SSG (+): 8
 SPG (-): 14

GK 35 of CAN

GK 29 of SUI



Legend:	Goalkeeper	SPG	Shots past goal	SSG	Shots saved by goalkeeper	SSP	Shots saved by player
GK							

IHOWTEAM6-----SFNL000100--_77A v3.0

Report Created MON 14 FEB 2022 14:18





Face-off Chart
争球表 / Statistiques des mises en jeu

CAN - SUI

1st PERIOD

	CAN		SUI		CAN		SUI		
	Def. zone	Att. zone	Neutral zone	Neutral zone	Att. zone	Def. zone	Def. zone	Att. zone	
	- 27	+ 25	+ 29	- 24	+ 40	- 25			
	+ 10	- 25	+ 29	- 24	+ 27	- 14			
	+ 20	- 14	- 40	+ 14	+ 29	- 14			
	+ 20	- 98	- 40	+ 14	+ 29	- 25			
	+ 40	- 25	- 29	+ 25	+ 40	- 25			
			+ 27	- 28	+ 10	- 25			
			- 40	+ 24	+ 10	- 14			
			+ 29	- 25	- 27	+ 14			
			+ 27	- 14	+ 29	- 24			
			+ 10	- 28	+ 27	- 25			
			+ 40	- 25	- 10	+ 14			
			- 10	+ 14	+ 10	- 14			
			+ 29	- 25	- 10	+ 14			
			+ 40	- 28					
									Total wins all zones
									CAN
									SUI
Total wins / period	4 / 80%	1 / 20%	9 / 64%	5 / 36%	10 / 77%	3 / 23%			23 / 72%
									9 / 28%

2nd PERIOD

	CAN		SUI		CAN		SUI		
	Def. zone	Att. zone	Neutral zone	Neutral zone	Att. zone	Def. zone	Def. zone	Att. zone	
	- 27	+ 28	- 19	+ 25	- 10	+ 14			
	- 10	+ 25	- 40	+ 25	+ 10	- 14			
	+ 40	- 25	+ 29	- 24	- 19	+ 25			
			+ 40	- 14	+ 40	- 24			
			- 27	+ 25	+ 29	- 28			
			- 29	+ 14	+ 29	- 28			
			- 10	+ 25	+ 20	- 14			
			- 29	+ 28	+ 40	- 25			
					- 40	+ 25			
									Total wins all zones
									CAN
									SUI
Total wins / period	1 / 33%	2 / 67%	2 / 25%	6 / 75%	6 / 67%	3 / 33%			9 / 45%
									11 / 55%

3rd PERIOD

	CAN		SUI		CAN		SUI		
	Def. zone	Att. zone	Neutral zone	Neutral zone	Att. zone	Def. zone	Def. zone	Att. zone	
	+ 29	- 24	+ 29	- 25	+ 29	- 14			
	- 40	+ 25	- 40	+ 14	+ 27	- 14			
	- 20	+ 25	- 40	+ 25					
			- 29	+ 28					
			- 10	+ 25					
			- 40	+ 28					
									Total wins all zones
									CAN
									SUI
Total wins / period	1 / 33%	2 / 67%	1 / 17%	5 / 83%	2 / 100%	0 / 0%			4 / 36%
									7 / 64%

TOTAL



Total wins / game	CAN	SUI	Neutral zone		CAN	SUI	Total wins all zones	
	Def. zone	Att. zone			Att. zone	Def. zone	CAN	SUI
	6 / 55%	5 / 45%	12 / 43%	16 / 57%	18 / 75%	6 / 25%	36 / 57%	27 / 43%

HEAD TO HEAD

No.	SUI					Tot.	wins CAN	Dz	Nz	Az
	14	24	25	28	98					
CAN	10	3 - 4		2 - 3	1 - 0	13	6 46%	1 50%	1 25%	4 57%
	19			0 - 2		2	0 0%		0 0%	0 0%
	20	2 - 0		0 - 1		4	3 75%	2 67%		1 100%
	27	3 - 1		1 - 2	1 - 1	9	5 56%	0 0%	2 67%	3 75%
	29	2 - 1	5 - 0	4 - 1	2 - 2	17	13 76%	1 100%	6 60%	6 100%
	40	1 - 3	1 - 1	6 - 4	1 - 1	18	9 50%	2 67%	3 30%	4 80%
Tot.	20	7	26	9	1	63	36 57%	6 55%	12 43%	18 75%
wins SUI	9 45%	1 14%	13 50%	4 44%	0 0%	27 43%				
Dz	4 33%	0 0%	2 25%	0 0%		6 25%				
Nz	5 71%	1 25%	7 64%	3 50%		16 57%				
Az	0 0%	0 0%	4 57%	1 100%	0 0%	5 45%				

Legend:

Az Attacking zone **Dz** Defending zone **No.** Jersey number **Nz** Neutral zone **Tot.** Total face-offs played



Line-Ups

阵容 / Composition des équipes

USA - FIN

Referees

20 COOKE Kelly (USA) , 3 LIEFFERS Cianna (CAN)

Linespersons

95 HAMMAR Anna (SWE) , 27 KAINBERGER Julia (AUT)

Goalkeepers

Team: USA

No. Name

33 CAVALLINI Alex
35 ROONEY Maddie

Team: FIN

No. Name

18 RAISANEN Meeri
36 KEISALA Anni

Team Line-ups

Team: USA (Blue)

No. Pos. Name

2 D STECKLEIN Lee +A
3 D BARNES Cayla
20 F BRANDT Hannah
21 F KNIGHT Hilary +A
26 F COYNE SCHOFIELD Kendall +C

5 D KELLER Megan
15 D HARMON Savannah
11 F ROQUE Abby
25 F CARPENTER Alex
28 F KESSEL Amanda

9 D BOZEK Megan
19 D DUNNE Jincy
12 F PANNEK Kelly
13 F ZUMWINKLE Grace
24 F CAMERANESI Dani

4 D HARVEY Caroline
16 F SCAMURRA Hayley
18 F COMPHER Jesse
37 F MURPHY Abbey

Team: FIN (White)

No. Pos. Name

6 D HIIRIKOSKI Jenni +C
88 D SAVOLAINEN Ronja
16 F NIEMINEN Petra +A
33 F KARVINEN Michelle +A
77 F TAPANI Susanna

8 D VIITASUO Ella
15 D TUOMINEN Minnamari
10 F HOLOPAINEN Elisa
24 F VAINIKKA Viivi
40 F TULUS Noora

7 D RANTALA Sanni
9 D LAITINEN Nelli
23 F HAKALA Sanni
34 F SUNDELIN Sofianna
61 F NISKANEN Tanja

2 D KARJALAINEN Sini
12 F VANHANEN Sanni
27 F LIIKALA Julia
28 F NYLUND Jenniina
32 F VESA Emilia

Head Coach: JOHNSON Joel

Head Coach: TOIVOLA Juuso

NOT DRESSED:

14 F DECKER Brianna
29 GK HENSLEY Nicole

NOT DRESSED:

1 GK MAKINEN Eveliina

Legend:

+A	Assistant Captain	+C	Captain	D	Defender	F	Forward
No.	Jersey number	Pos.	Position				



Graphical Line-ups
阵容图 / Alignments

USA - FIN

Referees

20 COOKE Kelly (USA) , 3 LIEFFERS Cianna (CAN)

Linespersons

95 HAMMAR Anna (SWE) , 27 KAINBERGER Julia (AUT)

Team: USA - United States (Blue)

Head Coach: JOHNSON Joel

S1 33 CAVALLINI Alex		
35 ROONEY Maddie		
S2 2 STECKLEIN Lee +A	S3 3 BARNES Cayla	
S6 26 COYNE SCHOFIELD Kendall +C	S4 20 BRANDT Hannah	S5 21 KNIGHT Hilary +A
5 KELLER Megan		15 HARMON Savannah
25 CARPENTER Alex	11 ROQUE Abby	28 KESSEL Amanda
19 DUNNE Jincy		9 BOZEK Megan
24 CAMERANESI Dani	12 PANNEK Kelly	13 ZUMWINKLE Grace
4 HARVEY Caroline		
16 SCAMURRA Hayley	18 COMPHER Jesse	37 MURPHY Abbey

Team: FIN - Finland (White)

Head Coach: TOIVOLA Juuso

S1 36 KEISALA Anni		
18 RAISANEN Meeri		
S2 6 HIIRIKOSKI Jenni +C	S3 88 SAVOLAINEN Ronja	
S5 33 KARVINEN Michelle +A	S6 77 TAPANI Susanna	S4 16 NIEMINEN Petra +A
8 VIITASUO Ella		15 TUOMINEN Minnamari
24 VAINIKKA Viivi	40 TULUS Noora	10 HOLOPAINEN Elisa
9 LAITINEN Nelli		7 RANTALA Sanni
23 HAKALA Sanni	61 NISKANEN Tanja	34 SUNDELIN Sofianna
2 KARJALAINEN Sini		12 VANHANEN Sanni
27 LIIKALA Julia	28 NYLUND Jenniina	32 VESA Emilia

Legend:

+A Assistant Captain **+C** Captain **Sn** Starting position


Game Summary

比赛总结 / Résumé du match

USA - FIN 4 - 1 (0 - 0 , 2 - 0 , 2 - 1)

Spectators	Referees	Linespersons
642	20 COOKE Kelly (USA) , 3 LIEFFERS Cianna (CAN)	95 HAMMAR Anna (SWE) , 27 KAINBERGER Julia (AUT)

Team Statistics

Period	Score	SVS	SOG	PIM	TPP	PPG	SHG
1	0 : 0	6 : 12	12 : 6	0 : 0	00:00 : 00:00	0 : 0	0 : 0
2	2 : 0	6 : 19	21 : 6	4 : 4	01:27 : 02:00	1 : 0	0 : 0
3	2 : 1	13 : 7	9 : 14	2 : 2	02:00 : 02:00	0 : 0	0 : 0
Total	4 : 1	25 : 38	42 : 26	6 : 6	03:27 : 04:00	1 : 0	0 : 0

1st Period

No game actions in this period

Action	Time	ET/Res	Team	Type	No.	Name	(G)	Name of Assistant(s) / Action Description
GK	00:00		FIN		36	KEISALA A		- Goalkeeper in
GK	00:00		USA		33	CAVALLINI A		- Goalkeeper in

2nd Period

Action	Time	ET/Res	Team	Type	No.	Name	(G)	Name of Assistant(s) / Action Description
Penalty	22:12	23:39	FIN	2 min.	61	NISKANEN T		- Tripping
Goal	23:39	1 : 0	USA	PP1	3	BARNES C	(1)	20 BRANDT H On Ice USA 33 3 15 20 21 26 * 21 KNIGHT H FIN 36 6 33 77 88
Penalty	25:39	27:39	USA	2 min.	24	CAMERANESI D		- Illegal Hit
Penalty	26:25	28:25	USA	2 min.	18	COMPHER J		- Roughing
Penalty	26:25	28:25	FIN	2 min.	16	NIEMINEN P		- Roughing
Goal	38:53	2 : 0	USA	EQ	21	KNIGHT H	(5)	15 HARMON S On Ice USA 33 5 15 20 21 26 26 COYNE SCHOFIELD FIN 36 7 9 10 33 40 K

3rd Period

Action	Time	ET/Res	Team	Type	No.	Name	(G)	Name of Assistant(s) / Action Description
Penalty	40:29	42:29	FIN	2 min.	16	NIEMINEN P		- Cross-Checking
Goal	55:20	3 : 0	USA	EQ	16	SCAMURRA H	(1)	3 BARNES C On Ice USA 33 2 3 16 20 21 FIN 36 6 16 33 77 88
Penalty	56:02	58:02	USA	2 min.	11	ROQUE A		- Tripping
GK	56:02		FIN					36 KEISALA A - Goalkeeper out
Time-out	58:58		FIN					
Goal	59:34	3 : 1	FIN	EQ	77	TAPANI S	(5)	33 KARVINEN M On Ice USA 33 9 12 15 21 26 6 HIIRIKOSKI J FIN 6 15 16 33 40 77 EA
GK	59:34		FIN		36	KEISALA A		- Goalkeeper in
GK	59:39		FIN					36 KEISALA A - Goalkeeper out
Goal	59:55	4 : 1	USA	EQ	11	ROQUE A	(1)	25 CARPENTER A On Ice USA 33 2 5 11 25 28 28 KESSEL A FIN 6 15 16 33 40 77 ENG
GK	59:55		FIN		36	KEISALA A		- Goalkeeper in
GK	60:00		USA					33 CAVALLINI A - Goalkeeper out
GK	60:00		FIN					36 KEISALA A - Goalkeeper out

Goalkeeper Records
Team : USA - United States

No.	Name	SOG	SVS	MIP
33	CAVALLINI Alex	26	25	60:00
35	ROONEY Maddie			

Team : FIN - Finland

No.	Name	SOG	SVS	MIP
36	KEISALA Anni	41	38	56:12
18	RAISANEN Meeri			

Game Statistics
Team : USA (Blue)



Head Coach : JOHNSON Joel											Shots on Goal				Time on Ice								
No.	Pos.	Name	G	A	P	PIM	FO+	FO-	FO+/-	FO%	1	2	3	OT	TS	+/-	1	2	3	OT	TOT	SHF	AVG
2	D	STECKLEIN Lee +A	0	0	0	0	0	0	0	0.00	0	1	0	1	+2	9:07	7:39	10:01		26:47	34	0:47	
3	D	BARNES Cayla	1	1	2	0	0	0	0	0.00	0	1	0	1	+1	7:53	7:00	7:04		21:57	29	0:45	
20	F	BRANDT Hannah	0	1	1	0	9	12	-3	42.86	1	2	0	3	+2	6:40	7:27	6:07		20:14	26	0:46	
21	F	KNIGHT Hilary +A	1	1	2	0	0	0	0	0.00	0	4	0	4	+1	7:22	7:34	7:54		22:50	27	0:50	
26	F	COYNE SCHOFIELD Kendall +C	0	1	1	0	0	0	0	0.00	0	3	1	4	0	7:55	6:31	7:45		22:11	26	0:51	
5	D	KELLER Megan	0	0	0	0	0	0	0	0.00	0	2	1	3	+2	9:39	9:27	8:12		27:18	32	0:51	
11	F	ROQUE Abby	1	0	1	2	11	9	2	55.00	0	2	2	4	+1	5:53	6:48	6:59		19:40	26	0:45	
15	D	HARMON Savannah	0	1	1	0	0	0	0	0.00	0	1	0	1	0	7:27	8:38	9:17		25:22	31	0:49	
25	F	CARPENTER Alex	0	1	1	0	2	1	1	66.67	1	1	1	3	+1	5:22	6:04	5:47		17:13	23	0:44	
28	F	KESSEL Amanda	0	1	1	0	0	0	0	0.00	1	1	0	2	+1	5:06	5:22	4:58		15:26	23	0:40	
9	D	BOZEK Megan	0	0	0	0	0	0	0	0.00	0	1	0	1	-1	5:27	5:45	3:49		15:01	25	0:36	
12	F	PANNEK Kelly	0	0	0	0	3	10	-7	23.08	3	0	1	4	-1	3:58	4:04	3:54		11:56	15	0:47	
13	F	ZUMWINKLE Grace	0	0	0	0	0	0	0	0.00	1	1	2	4	0	2:50	2:52	1:31		7:13	9	0:48	
19	D	DUNNE Jincy	0	0	0	0	0	0	0	0.00	0	0	0	0	0	0:00	0:00	0:00		0:00	0	0:00	
24	F	CAMERANESI Dani	0	0	0	2	0	0	0	0.00	0	1	0	1	0	4:09	5:37	6:33		16:19	19	0:51	
4	D	HARVEY Caroline	0	0	0	0	0	0	0	0.00	0	0	0	0	0	0:00	0:00	0:00		0:00	0	0:00	
16	F	SCAMURRA Hayley	1	0	1	0	0	0	0	0.00	2	0	1	3	+1	2:19	1:11	2:26		5:56	9	0:39	
18	F	COMPHER Jesse	0	0	0	2	0	3	-3	0.00	2	0	0	2	0	3:44	3:36	4:49		12:09	17	0:42	
37	F	MURPHY Abbey	0	0	0	0	0	0	0	0.00	1	0	0	1	0	4:00	1:32	0:00		5:32	7	0:47	
33	GK	CAVALLINI Alex	0	0	0	0					0	0	0	0									
35	GK	ROONEY Maddie	0	0	0	0					0	0	0	0									
Total			4	7	11	6	25	35	-10	41.67	12	21	9	42									

Team : FIN (White)

Head Coach : TOIVOLA Juuso											Shots on Goal				Time on Ice								
No.	Pos.	Name	G	A	P	PIM	FO+	FO-	FO+/-	FO%	1	2	3	OT	TS	+/-	1	2	3	OT	TOT	SHF	AVG
6	D	HIIRIKOSKI Jenni +C	0	1	1	0	0	0	0	0.00	0	1	0	1	-1	8:58	9:18	10:20		28:36	42	0:40	
16	F	NIEMINEN Petra +A	0	0	0	4	1	1	0	50.00	0	1	1	2	-1	6:58	5:08	7:56		20:02	29	0:41	
33	F	KARVINEN Michelle +A	0	1	1	0	0	0	0	0.00	2	0	3	5	-2	7:20	6:49	9:30		23:39	35	0:40	
77	F	TAPANI Susanna	1	0	1	0	12	12	0	50.00	0	0	1	1	-1	6:31	6:49	8:12		21:32	32	0:40	
88	D	SAVOLAINEN Ronja	0	0	0	0	0	0	0	0.00	0	0	0	0	-1	8:22	7:22	7:35		23:19	42	0:33	
8	D	VIITASUO Ella	0	0	0	0	0	0	0	0.00	0	0	0	0	0	2:24	2:16	3:54		8:34	14	0:36	
10	F	HOLOPAINEN Elisa	0	0	0	0	0	0	0	0.00	1	0	3	4	-1	4:24	6:30	6:19		17:13	27	0:38	
15	D	TUOMINEN Minnamari	0	0	0	0	0	0	0	0.00	0	1	0	1	0	5:58	5:07	7:05		18:10	24	0:45	
24	F	VAINIKKA Viivi	0	0	0	0	2	2	0	50.00	0	0	1	1	0	5:16	6:42	5:38		17:36	27	0:39	
40	F	TULUS Noora	0	0	0	0	6	3	3	66.67	0	1	0	1	-1	4:35	6:50	7:24		18:49	30	0:37	
7	D	RANTALA Sanni	0	0	0	0	0	0	0	0.00	0	0	1	1	-1	6:35	5:19	5:34		17:28	24	0:43	
9	D	LAITINEN Nelli	0	0	0	0	0	0	0	0.00	1	0	3	4	-1	5:00	7:46	4:28		17:14	27	0:38	
23	F	HAKALA Sanni	0	0	0	0	0	0	0	0.00	0	0	0	0	0	3:29	4:19	1:24		9:12	20	0:27	
34	F	SUNDELIN Sofianna	0	0	0	0	0	0	0	0.00	0	2	0	2	0	4:52	4:19	1:49		11:00	18	0:36	
61	F	NISKANEN Tanja	0	0	0	2	8	4	4	66.67	0	0	1	1	0	3:12	3:49	2:11		9:12	21	0:26	
2	D	KARJALAINEN Sini	0	0	0	0	0	0	0	0.00	0	0	0	0	0	2:23	2:32	2:22		7:17	14	0:31	
12	F	VANHANEN Sanni	0	0	0	0	0	0	0	0.00	0	0	0	0	0	0:00	0:00	0:00		0:00	0	0:00	
27	F	LIKALA Julia	0	0	0	0	0	0	0	0.00	2	0	0	2	0	3:53	1:49	2:20		8:02	19	0:25	
28	F	NYLUND Jenniina	0	0	0	0	6	3	3	66.67	0	0	0	0	0	5:29	3:33	4:44		13:46	23	0:35	
32	F	VESA Emilia	0	0	0	0	0	0	0	0.00	0	0	0	0	0	3:48	1:36	2:34		7:58	15	0:31	
18	GK	RAISANEN Meeri	0	0	0	0					0	0	0	0									
36	GK	KEISALA Anni	0	0	0	0					0	0	0	0									
Total			1	2	3	6	35	25	10	58.33	6	6	14	26									



Wukesong Sports Centre

五棵松体育中心
Centre sportif de Wukesong

MON 14 FEB 2022

Start Time 21:10
End Time 23:20

Ice Hockey

冰球 / Hockey sur glace

Women

女子 / Femmes

Play-offs Semifinals, Game 26

半决赛, 比赛 26 / Phase finale, demi-finales, Match 26



Legend:

(G) Goals in tournament	* Does not count for Plus/minus	+/- Plus/minus net	+A Assistant Captain
+C Captain	A Assists	AVG Average time on ice / shift	D Defender
EA Extra attacker	ENG Empty net goal	EQ Equal strength	ET/Res Penalty end time/Result of game
F Forward	FO% Face-offs won as percentage	FO+ Face-offs won	FO- Face-offs lost
FO+/- Face-offs net	G Goals	GK Goalkeeper	MIP Minutes in play (GK)
No. Jersey number	OT Overtime	P Points	PIM Penalties in minutes
Pos. Position	PP1 Power play - 1 player	PPG Power play goals	SHF Number of shifts
SHG Shorthanded goals	SOG Shots on goal	SVS Saves	TOT Total
TPP Time on power play	TS Total shots		





Wukesong Sports Centre
 五棵松体育中心
 Centre sportif de Wukesong
MON 14 FEB 2022
 Start Time 21:10

Ice Hockey
 冰球 / Hockey sur glace
Women
 女子 / Femmes
Play-offs Semifinals, Game 26
 半决赛 比赛 26 / Phase finale, demi-finales, Match 26



Shot Chart
 射门表 / Analyse des tirs

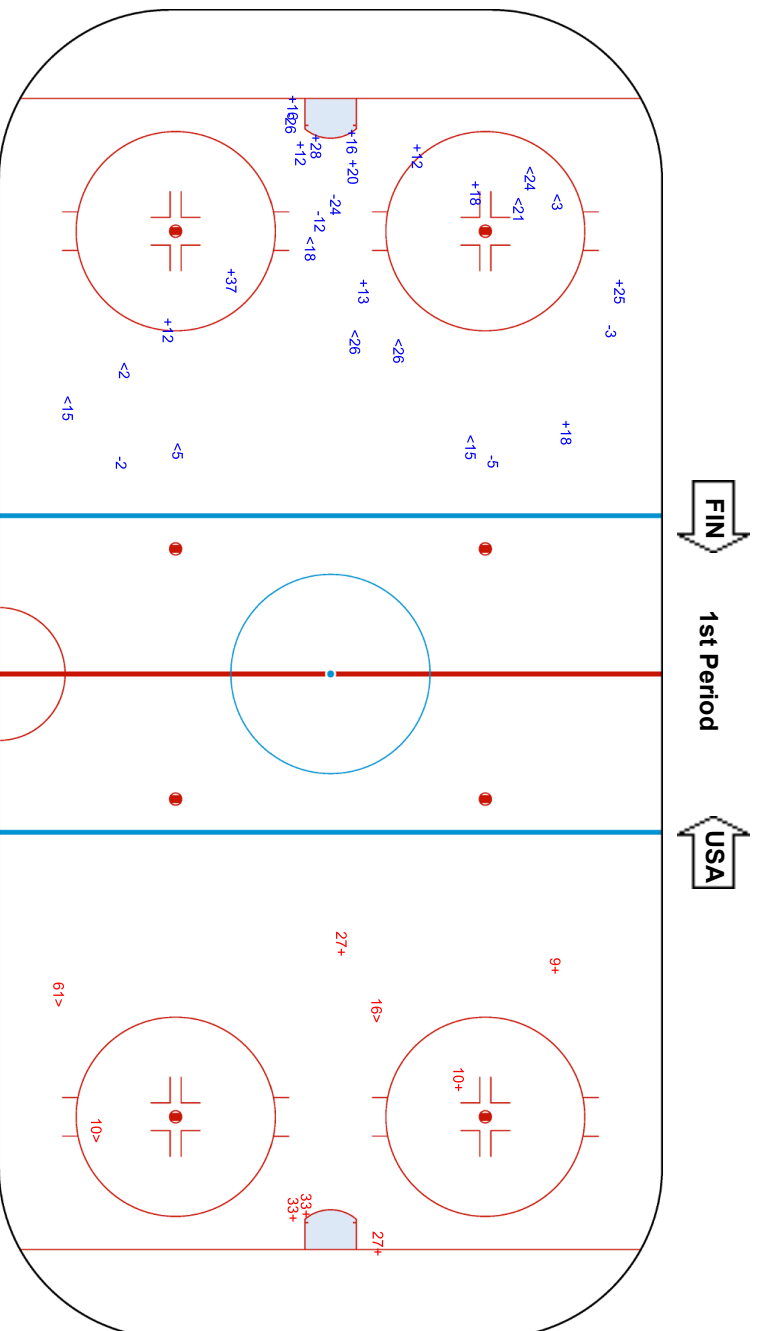
USA - FIN

Shots by USA
 Goals (G): 0
 SSP (-): 10
 SSG (+): 12
 SPG (-): 6

Shots by FIN
 Goals (G): 0
 SSP (-): 3
 SSG (+): 6
 SPG (-): 0

GK 36 of FIN

GK 33 of USA





Wukesong Sports Centre
 五棵松体育中心
 Centre sportif de Wukesong
MON 14 FEB 2022
 Start Time 21:10

Ice Hockey
 冰球 / Hockey sur glace
Women
 女子 / Femmes
Play-offs Semifinals, Game 26
 半决赛 比赛 26 / Phase finale, demi-finales, Match 26

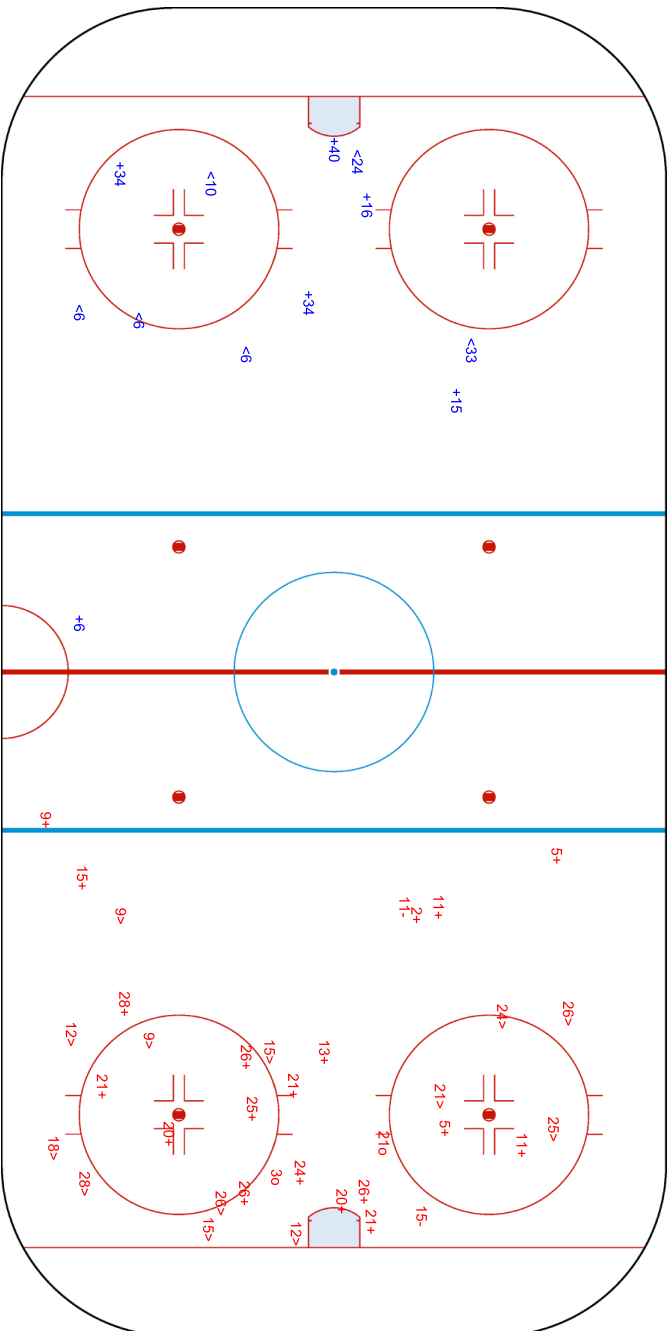


Shots by FIN
 Goals (0): 0
 SSP (-): 6
 SSG (+): 6
 SPG (-): 0

Shots by USA
 Goals (0): 2
 SSP (-): 13
 SSG (+): 19
 SPG (-): 2

GK 33 of USA

GK 36 of FIN



021

03



Wukesong Sports Centre
 五棵松体育中心
 Centre sportif de Wukesong
MON 14 FEB 2022
 Start Time 21:10



Ice Hockey
 冰球 / Hockey sur glace
Women
 女子 / Femmes
Play-offs Semifinals, Game 26
 半决赛 比赛 26 / Phase finale, demi-finales, Match 26

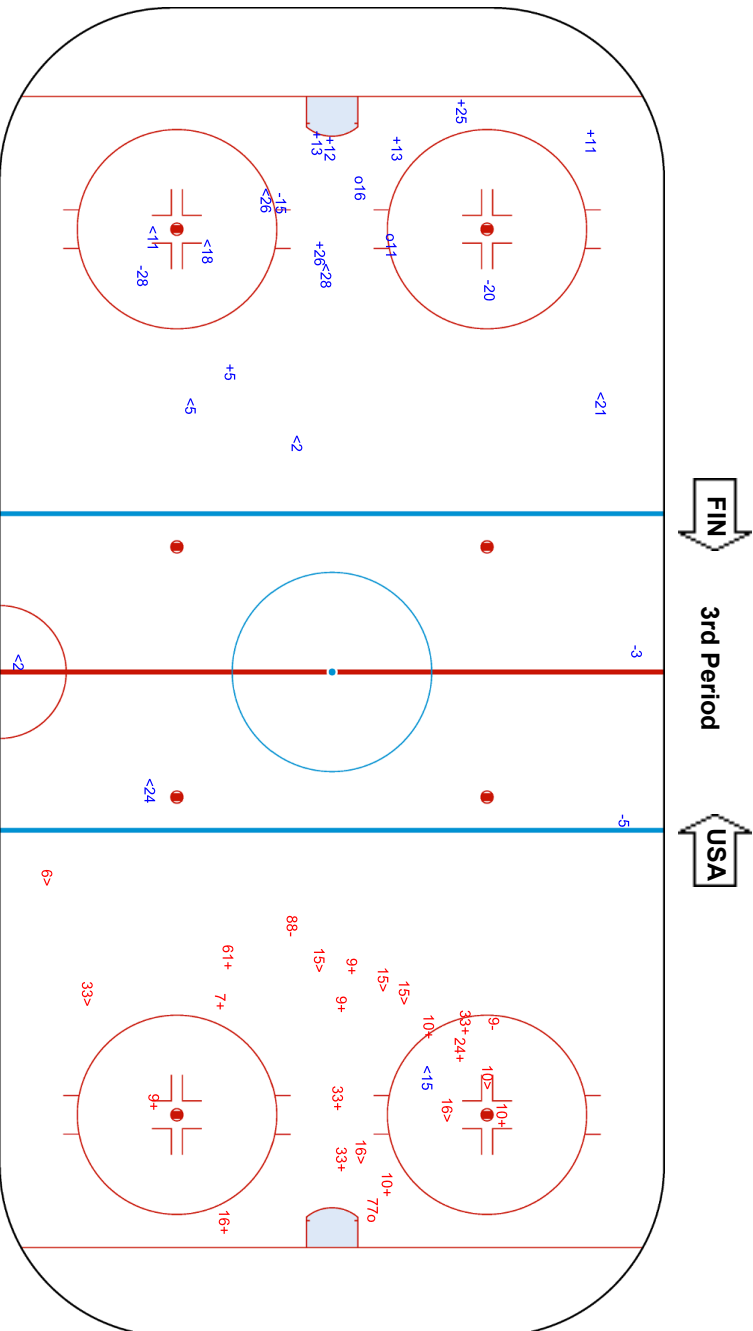
Shots by USA
 Goals (0): 2
 SSP (-): 10
 SSG (+): 7
 SPG (-): 5

Shots by FIN
 Goals (0): 1
 SSP (-): 8
 SSG (+): 13
 SPG (-): 2

GK 36 of FIN
 o16

GK 33 of USA
 o77

ENG
 o11



Legend:	ENG	Empty net goal	GK	Goalkeeper	SPG	Shots past goal	SSG	Shots saved by goalkeeper	SSP	Shots saved by player
---------	-----	----------------	----	------------	-----	-----------------	-----	---------------------------	-----	-----------------------





Face-off Chart

争球表 / Statistiques des mises en jeu

USA - FIN

1st PERIOD

	USA		FIN		Neutral zone		USA		FIN		Total wins all zones				
	Def. zone	Att. zone	Def. zone	Att. zone	USA	FIN	Att. zone	Def. zone	USA	FIN					
	- 12	+ 61			+ 20	- 77			- 12	+ 61	<table border="1"> <tr> <th>USA</th> <th>FIN</th> </tr> <tr> <td>8 / 57%</td> <td>6 / 43%</td> </tr> </table>	USA	FIN	8 / 57%	6 / 43%
USA	FIN														
8 / 57%	6 / 43%														
	+ 11	- 77						+ 12	- 28						
	- 12	+ 61						- 11	+ 77						
	- 20	+ 77						+ 20	- 40						
	+ 20	- 77						- 18	+ 28						
	+ 11	- 24						+ 11	- 77						
	+ 12	- 40													
Total wins / period	4 / 57%	3 / 43%			1 / 100%	0 / 0%		3 / 50%	3 / 50%						

2nd PERIOD

	USA		FIN		Neutral zone		USA		FIN		Total wins all zones				
	Def. zone	Att. zone	Def. zone	Att. zone	USA	FIN	Att. zone	Def. zone	USA	FIN					
	+ 11	- 16			- 20	+ 77			+ 20	- 77	<table border="1"> <tr> <th>USA</th> <th>FIN</th> </tr> <tr> <td>12 / 44%</td> <td>15 / 56%</td> </tr> </table>	USA	FIN	12 / 44%	15 / 56%
USA	FIN														
12 / 44%	15 / 56%														
	+ 11	- 24			- 11	+ 40		+ 11	- 61						
	- 20	+ 77			- 20	+ 40		+ 11	- 77						
	+ 11	- 77			+ 25	- 77		+ 20	- 77						
	- 11	+ 77			- 18	+ 61		- 12	+ 61						
	+ 11	- 77			- 18	+ 77		- 12	+ 61						
					- 20	+ 28		- 20	+ 24						
					- 20	+ 40		+ 12	- 40						
								+ 20	- 61						
								- 11	+ 77						
								+ 11	- 28						
								- 12	+ 40						
								- 25	+ 77						
Total wins / period	4 / 67%	2 / 33%			1 / 13%	7 / 87%		7 / 54%	6 / 46%						

3rd PERIOD

	USA		FIN		Neutral zone		USA		FIN		Total wins all zones				
	Def. zone	Att. zone	Def. zone	Att. zone	USA	FIN	Att. zone	Def. zone	USA	FIN					
	+ 20	- 28			+ 20	- 77			- 11	+ 61	<table border="1"> <tr> <th>USA</th> <th>FIN</th> </tr> <tr> <td>5 / 26%</td> <td>14 / 74%</td> </tr> </table>	USA	FIN	5 / 26%	14 / 74%
USA	FIN														
5 / 26%	14 / 74%														
	- 11	+ 28			+ 20	- 77		+ 25	- 61						
	- 11	+ 28			- 20	+ 77		- 20	+ 77						
	- 12	+ 28			- 11	+ 77									
	- 12	+ 24			+ 11	- 61									
	- 20	+ 77													
	- 20	+ 61													
	- 12	+ 16													
	- 20	+ 28													
	- 12	+ 40													
	- 11	+ 40													
Total wins / period	1 / 9%	10 / 91%			3 / 60%	2 / 40%		1 / 33%	2 / 67%						



TOTAL

	USA		FIN		USA		FIN		Total wins all zones	
	Def. zone	Att. zone	Neutral zone		Att. zone	Def. zone	USA	FIN		
Total wins / game	9 / 38%	15 / 62%	5 / 36%	9 / 64%	11 / 50%	11 / 50%	25 / 42%	35 / 58%		

HEAD TO HEAD

No.	FIN						Tot.	wins USA	Dz	Nz	Az	
	16	24	28	40	61	77						
USA	11	1 - 0	2 - 0	1 - 2	0 - 2	2 - 1	5 - 4	20	11 55%	6 60%	1 33%	4 57%
	12	0 - 1	0 - 1	1 - 1	2 - 2	0 - 5		13	3 23%	1 14%		2 33%
	18			0 - 1		0 - 1	0 - 1	3	0 0%		0 0%	0 0%
	20		0 - 1	1 - 2	1 - 2	1 - 1	6 - 6	21	9 43%	2 29%	3 38%	4 67%
	25					1 - 0	1 - 1	3	2 67%		1 100%	1 50%
Tot.	2	4	9	9	12	24	60	25 42%	9 38%	5 36%	11 50%	
wins FIN	1 50%	2 50%	6 67%	6 67%	8 67%	12 50%	35 58%					
Dz		1 100%	1 33%	1 33%	4 57%	4 50%	11 50%					
Nz			1 100%	3 100%	1 50%	4 50%	9 64%					
Az	1 50%	1 33%	4 80%	2 67%	3 100%	4 50%	15 62%					

Legend:

Az Attacking zone Dz Defending zone No. Jersey number Nz Neutral zone Tot. Total face-offs played



Line-Ups

阵容 / Composition des équipes

FIN - SUI

Referees

22 MANTHA Elizabeth (CAN) , 9 SENUK Lacey (CAN)

Linespersons

7 CLARKE Alex (CAN) , 88 STRONG Sara (USA)

Goalkeepers

Team: FIN

No. Name

18 RAISANEN Meeri
36 KEISALA Anni

Team: SUI

No. Name

20 BRAENDLI Andrea
29 MAURER Saskia

Team Line-ups

Team: FIN (Blue)

No. Pos. Name

6 D HIIRIKOSKI Jenni +C
88 D SAVOLAINEN Ronja
16 F NIEMINEN Petra +A
33 F KARVINEN Michelle +A
77 F TAPANI Susanna

8 D VIITASUO Ella
15 D TUOMINEN Minnamari
10 F HOLOPAINEN Elisa
24 F VAINIKKA Viivi
40 F TULUS Noora

7 D RANTALA Sanni
9 D LAITINEN Nelli
23 F HAKALA Sanni
34 F SUNDELIN Sofianna
61 F NISKANEN Tanja

2 D KARJALAINEN Sini
12 F VANHANEN Sanni
27 F LIIKALA Julia
28 F NYLUND Jenniina
32 F VESA Emilia

Head Coach: TOIVOLA Juuso

NOT DRESSED:

1 GK MAKINEN Eveliina

Team: SUI (White)

No. Pos. Name

17 D CHRISTEN Lara
22 D LEEMANN Sinja
7 F STALDER Lara +C
25 F MULLER Alina +A
88 F STAENZ Phoebe

16 D VALLARIO Nicole
23 D BULLO Nicole
14 F RASELLI Evelina +A
21 F ENZLER Rahel
26 F RUEGG Dominique

9 D SIGRIST Shannon
18 D WETLI Stefanie
28 D MARTI Alina
15 F ZIMMERMANN Laura
71 F LUTZ Lena Marie

3 D FORSTER Sarah
4 D HOFSTETTER Nadine
8 F QUENNEC Kaleigh
24 F RYHNER Noemi
98 F MOY Keely

Head Coach: MULLER Colin

NOT DRESSED:

12 F RUEDI Lisa
39 GK SPIES Caroline

Legend:

+A	Assistant Captain	+C	Captain	D	Defender	F	Forward
No.	Jersey number	Pos.	Position				



Graphical Line-ups
阵容图 / Alignments

FIN - SUI

Referees

22 MANTHA Elizabeth (CAN) , 9 SENUK Lacey (CAN)

Linespersons

7 CLARKE Alex (CAN) , 88 STRONG Sara (USA)

Team: FIN - Finland (Blue)

Head Coach: TOIVOLA Juuso

S1 36 KEISALA Anni		
18 RAISANEN Meeri		
S2 6 HIIRIKOSKI Jenni +C	S3 88 SAVOLAINEN Ronja	
S5 33 KARVINEN Michelle +A	S6 77 TAPANI Susanna	S4 16 NIEMINEN Petra +A
8 VIITASUO Ella		15 TUOMINEN Minnamari
24 VAINIKKA Viivi	40 TULUS Noora	10 HOLOPAINEN Elisa
9 LAITINEN Nelli		7 RANTALA Sanni
23 HAKALA Sanni	61 NISKANEN Tanja	34 SUNDELIN Sofianna
2 KARJALAINEN Sini		12 VANHANEN Sanni
27 LIIKALA Julia	28 NYLUND Jenniina	32 VESA Emilia

Team: SUI - Switzerland (White)

Head Coach: MULLER Colin

S1 20 BRAENDLI Andrea		
29 MAURER Saskia		
S2 17 CHRISTEN Lara	S3 22 LEEMANN Sinja	
S6 88 STAENZ Phoebe	S5 25 MULLER Alina +A	S4 7 STALDER Lara +C
16 VALLARIO Nicole		23 BULLO Nicole
21 ENZLER Rahel	14 RASELLI Evelina +A	26 RUEGG Dominique
18 WETLI Stefanie		9 SIGRIST Shannon
15 ZIMMERMANN Laura	28 MARTI Alina	71 LUTZ Lena Marie
3 FORSTER Sarah		4 HOFSTETTER Nadine
98 MOY Keely	8 QUENNEC Kaleigh	24 RYHNER Noemi

Legend:

+A Assistant Captain **+C** Captain **Sn** Starting position


Game Summary

比赛总结 / Résumé du match

FIN - SUI 4 - 0 (1 - 0, 0 - 0, 3 - 0)

Spectators	Referees	Linespersons
724	22 MANTHA Elizabeth (CAN) , 9 SENUK Lacey (CAN)	7 CLARKE Alex (CAN) , 88 STRONG Sara (USA)

Team Statistics

Period	Score	SVS	SOG	PIM	TPP	PPG	SHG
1	1 : 0	6 : 12	13 : 6	4 : 2	02:00 : 03:07	0 : 0	0 : 0
2	0 : 0	3 : 21	21 : 3	2 : 2	02:00 : 02:53	0 : 0	0 : 0
3	3 : 0	6 : 10	13 : 6	2 : 4	02:36 : 02:00	2 : 0	1 : 0
Total	4 : 0	15 : 43	47 : 15	8 : 8	06:36 : 08:00	2 : 0	1 : 0

1st Period

Action	Time	ET/Res	Team	Type	No.	Name	(G)	Name of Assistant(s) / Action Description
GK	00:00		FIN		36	KEISALA A	-	Goalkeeper in
GK	00:00		SUI		20	BRAENDLI A	-	Goalkeeper in
Penalty	09:02	11:02	FIN	2 min.	61	NISKANEN T	-	Interference on a Goalkeeper
Goal	11:38	1 : 0	FIN	EQ	24	VAINIKKA V	(2)	40 TULUS N On Ice FIN 36 6 10 24 40 88 10 HOLOPAINEN E SUI 20 9 15 18 28 71
Penalty	13:03	15:03	SUI	2 min.	98	MOY K	-	Hooking
Penalty	18:53	20:53	FIN	2 min.	6	HIIRIKOSKI J	-	Cross-Checking

2nd Period

Action	Time	ET/Res	Team	Type	No.	Name	(G)	Name of Assistant(s) / Action Description
Penalty	30:06	32:06	FIN	2 min.	9	LAITINEN N	-	Tripping
Penalty	36:11	38:11	SUI	2 min.	98	MOY K	-	Cross-Checking

3rd Period

Action	Time	ET/Res	Team	Type	No.	Name	(G)	Name of Assistant(s) / Action Description
Penalty	42:52	44:52	FIN	2 min.	-	Team penalty	-	Too Many Players / Served by: 34 SUNDELIN S
Goal	43:24	2 : 0	FIN	SH1	77	TAPANI S	(6)	On Ice FIN 36 9 15 16 77 SUI 20 14 16 21 22 26
Penalty	53:42	54:24	SUI	2 min.	15	ZIMMERMANN L	-	Illegal Hit
Goal	54:24	3 : 0	FIN	PP1	9	LAITINEN N	(2)	10 HOLOPAINEN E On Ice FIN 36 9 10 15 24 88 * 88 SAVOLAINEN R SUI 20 3 9 14 71
Penalty	57:09	59:03	SUI	2 min.	71	LUTZ LM	-	Roughing
Goal	59:03	4 : 0	FIN	PP1	33	KARVINEN M	(3)	16 NIEMINEN P On Ice FIN 36 6 16 24 33 40 * 6 HIIRIKOSKI J SUI 20 17 18 22 24
GK	60:00		FIN					36 KEISALA A - Goalkeeper out
GK	60:00		SUI					20 BRAENDLI A - Goalkeeper out

Goalkeeper Records
Team : FIN - Finland

No.	Name	SOG	SVS	MIP
36	KEISALA Anni	15	15	60:00
18	RAISANEN Meeri			

Team : SUI - Switzerland

No.	Name	SOG	SVS	MIP
20	BRAENDLI Andrea	47	43	60:00
29	MAURER Saskia			

Game Statistics
Team : FIN (Blue)
Head Coach : TOIVOLA Juuso

No.	Pos.	Name	Shots on Goal							Time on Ice												
			G	A	P	PIM	FO+	FO-	FO+/-	FO%	1	2	3	OT	TS	+/-	1	2	3	OT	TOT	SHF
6	D	HIIRIKOSKI Jenni +C	0	1	1	2	0	0	0	0.00	0	2	2	4	+1	8:58	9:25	10:03		28:26	48	0:35
16	F	NIEMINEN Petra +A	0	1	1	0	1	2	-1	33.33	1	0	3	4	+1	7:21	6:43	8:49		22:53	38	0:36
33	F	KARVINEN Michelle +A	1	0	1	0	0	0	0	0.00	1	1	1	3	0	8:27	7:17	8:33		24:17	43	0:33
77	F	TAPANI Susanna	1	0	1	0	14	13	1	51.85	2	1	1	4	+1	7:47	8:47	9:02		25:36	40	0:38
88	D	SAVOLAINEN Ronja	0	1	1	0	0	0	0	0.00	1	2	0	3	+1	8:15	8:59	9:52		27:06	44	0:36
8	D	VIITASUO Ella	0	0	0	0	0	0	0	0.00	1	0	0	1	0	2:08	2:24	1:08		5:40	12	0:28



Head Coach : TOIVOLA Juuso		Shots on Goal											Time on Ice										
No.	Pos.	Name	G	A	P	PIM	FO+	FO-	FO+/-	FO%	1	2	3	OT	TS	+/-	1	2	3	OT	TOT	SHF	AVG
10	F	HOLOPAINEN Elisa	0	2	2	0	0	0	0	0.00	0	2	2		4	+1	5:21	6:20	5:49		17:30	31	0:33
15	D	TUOMINEN Minnamari	0	0	0	0	0	0	0	0.00	0	2	1		3	+1	6:02	5:21	7:52		19:15	32	0:36
24	F	VAINIKKA Viivi	1	0	1	0	3	3	0	50.00	2	2	1		5	+1	5:26	5:05	6:02		16:33	28	0:35
40	F	TULUS Noora	0	1	1	0	9	3	6	75.00	1	0	1		2	+1	7:06	6:26	5:39		19:11	37	0:31
7	D	RANTALA Sanni	0	0	0	0	0	0	0	0.00	1	1	0		2	0	4:30	3:48	3:37		11:55	22	0:32
9	D	LAITINEN Nelli	1	0	1	2	0	0	0	0.00	1	3	1		5	+1	5:19	5:55	6:30		17:44	34	0:31
23	F	HAKALA Sanni	0	0	0	0	0	0	0	0.00	0	2	0		2	0	3:13	4:29	4:21		12:03	26	0:27
34	F	SUNDELIN Sofianna	0	0	0	0	0	0	0	0.00	0	0	0		0	0	2:41	0:41	0:05		3:27	12	0:17
61	F	NISKANEN Tanja	0	0	0	2	8	0	8	100.00	1	0	0		1	0	3:22	3:41	3:57		11:00	25	0:26
2	D	KARJALAINEN Sini	0	0	0	0	0	0	0	0.00	0	0	0		0	0	3:40	4:16	1:29		9:25	14	0:40
12	F	VANHANEN Sanni	0	0	0	0	0	0	0	0.00	0	0	0		0	0	0:00	0:00	0:00		0:00	0	0:00
27	F	LIIKALA Julia	0	0	0	0	0	0	0	0.00	0	0	0		0	0	2:15	1:13	0:00		3:28	9	0:23
28	F	NYLUND Jenniina	0	0	0	0	1	0	1	100.00	1	3	0		4	0	2:26	3:47	4:31		10:44	24	0:26
32	F	VESA Emilia	0	0	0	0	0	0	0	0.00	0	0	0		0	0	2:19	1:00	0:00		3:19	7	0:28
18	GK	RAISANEN Meeri	0	0	0	0					0	0	0		0								
36	GK	KEISALA Anni	0	0	0	0					0	0	0		0								
Total			4	6	10	6	36	21	15	63.16	13	21	13		47								

Team : SUI (White)

Head Coach : MULLER Colin		Shots on Goal											Time on Ice										
No.	Pos.	Name	G	A	P	PIM	FO+	FO-	FO+/-	FO%	1	2	3	OT	TS	+/-	1	2	3	OT	TOT	SHF	AVG
7	F	STALDER Lara +C	0	0	0	0	0	0	0	0.00	2	0	0		2	0	7:38	8:55	7:41		24:14	27	0:53
17	D	CHRISTEN Lara	0	0	0	0	0	0	0	0.00	0	0	0		0	0	7:18	11:03	10:17		28:38	38	0:45
22	D	LEEMANN Sinja	0	0	0	0	0	0	0	0.00	0	0	0		0	-1	7:25	6:47	7:45		21:57	29	0:45
25	F	MULLER Alina +A	0	0	0	0	14	14	0	50.00	1	0	1		2	0	8:13	9:17	8:21		25:51	33	0:47
88	F	STAENZ Phoebe	0	0	0	0	0	1	-1	0.00	0	0	0		0	0	8:19	7:38	7:38		23:35	29	0:48
14	F	RASELLI Evelina +A	0	0	0	0	7	14	-7	33.33	0	0	1		1	-1	7:06	6:53	7:07		21:06	33	0:38
16	D	VALLARIO Nicole	0	0	0	0	0	0	0	0.00	1	0	1		2	-1	5:55	4:29	7:12		17:36	31	0:34
21	F	ENZLER Rahel	0	0	0	0	0	0	0	0.00	2	0	0		2	-1	3:34	4:12	1:02		8:48	15	0:35
23	D	BULLO Nicole	0	0	0	0	0	0	0	0.00	0	0	0		0	0	4:49	4:44	5:17		14:50	28	0:31
26	F	RUEGG Dominique	0	0	0	0	0	0	0	0.00	0	1	0		1	-1	5:11	6:19	5:49		17:19	27	0:38
9	D	SIGRIST Shannon	0	0	0	0	0	0	0	0.00	0	0	0		0	-1	4:38	4:29	4:11		13:18	24	0:33
15	F	ZIMMERMANN Laura	0	0	0	2	0	0	0	0.00	0	0	1		1	-1	3:23	0:48	3:21		7:32	16	0:28
18	D	WETLI Stefanie	0	0	0	0	0	0	0	0.00	0	0	0		0	-1	4:49	2:11	6:15		13:15	24	0:33
28	D	MARTI Alina	0	0	0	0	7	-7	0	0.00	0	1	1		2	-1	3:50	3:48	3:19		10:57	18	0:36
71	F	LUTZ Lena Marie	0	0	0	2	0	0	0	0.00	0	1	1		2	-1	4:40	4:34	5:26		14:40	22	0:40
3	D	FORSTER Sarah	0	0	0	0	0	0	0	0.00	0	0	0		0	0	2:59	2:16	1:58		7:13	11	0:39
4	D	HOFSTETTER Nadine	0	0	0	0	0	0	0	0.00	0	0	0		0	0	0:00	0:00	0:00		0:00	0	0:00
8	F	QUENNEC Kaleigh	0	0	0	0	0	0	0	0.00	0	0	0		0	0	0:00	0:00	0:00		0:00	0	0:00
24	F	RYHNER Noemi	0	0	0	0	0	0	0	0.00	0	0	0		0	0	2:42	4:25	3:45		10:52	15	0:43
98	F	MOY Keely	0	0	0	4	0	0	0	0.00	0	0	0		0	0	4:27	4:16	0:00		8:43	13	0:40
20	GK	BRAENDLI Andrea	0	0	0	0					0	0	0		0								
29	GK	MAURER Saskia	0	0	0	0					0	0	0		0								
Total			0	0	0	8	21	36	-15	36.84	6	3	6		15								

Legend:					
(G) Goals in tournament	*	Does not count for Plus/minus	+/-	Plus/minus net	+A Assistant Captain
+C Captain	A	Assists	AVG	Average time on ice / shift	D Defender
EQ Equal strength	ET/Res	Penalty end time/Result of game	F	Forward	FO% Face-offs won as percentage
FO+ Face-offs won	FO-	Face-offs lost	FO+/-	Face-offs net	G Goals
GK Goalkeeper	MIP	Minutes in play (GK)	No.	Jersey number	OT Overtime
P Points	PIM	Penalties in minutes	Pos.	Position	PP1 Power play - 1 player
PPG Power play goals	SH1	Shorthanded - 1 player	SHF	Number of shifts	SHG Shorthanded goals
SOG Shots on goal	SVS	Saves	TOT	Total	TPP Time on power play
TS Total shots					



Wukesong Sports Centre
 五棵松体育中心
 Centre sportif de Wukesong
WED 16 FEB 2022
 Start Time 19:30

Ice Hockey
 冰球 / Hockey sur glace

Women
 女子 / Femmes
Bronze Medal Game, Game 27
 铜牌赛 比赛 27 / Match médaille de bronze, Match 27



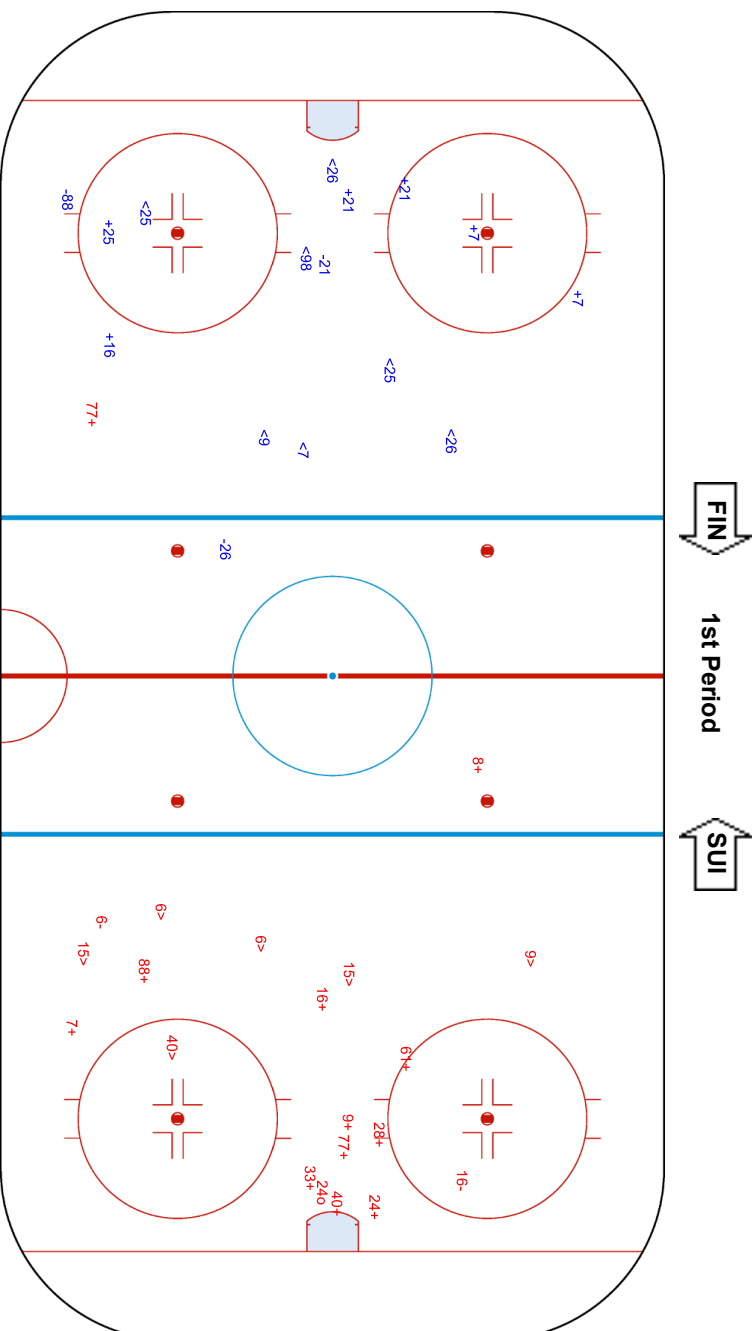
Shot Chart
 射门表 / Analyse des tirs
FIN - SUI

Shots by SUI
 Goals (G): 0
 SSP (-): 7
 SSG (+): 6
 SPG (-): 3

Shots by FIN
 Goals (G): 1
 SSP (-): 6
 SSG (+): 12
 SPG (-): 2

GK 36 of FIN

GK 20 of SUI





Wukesong Sports Centre
 五棵松体育中心
 Centre sportif de Wukesong
WED 16 FEB 2022
 Start Time 19:30

Ice Hockey
 冰球 / Hockey sur glace
Women
 女子 / Femmes
Bronze Medal Game, Game 27
 铜牌赛 比赛 27 / Match médaille de bronze, Match 27



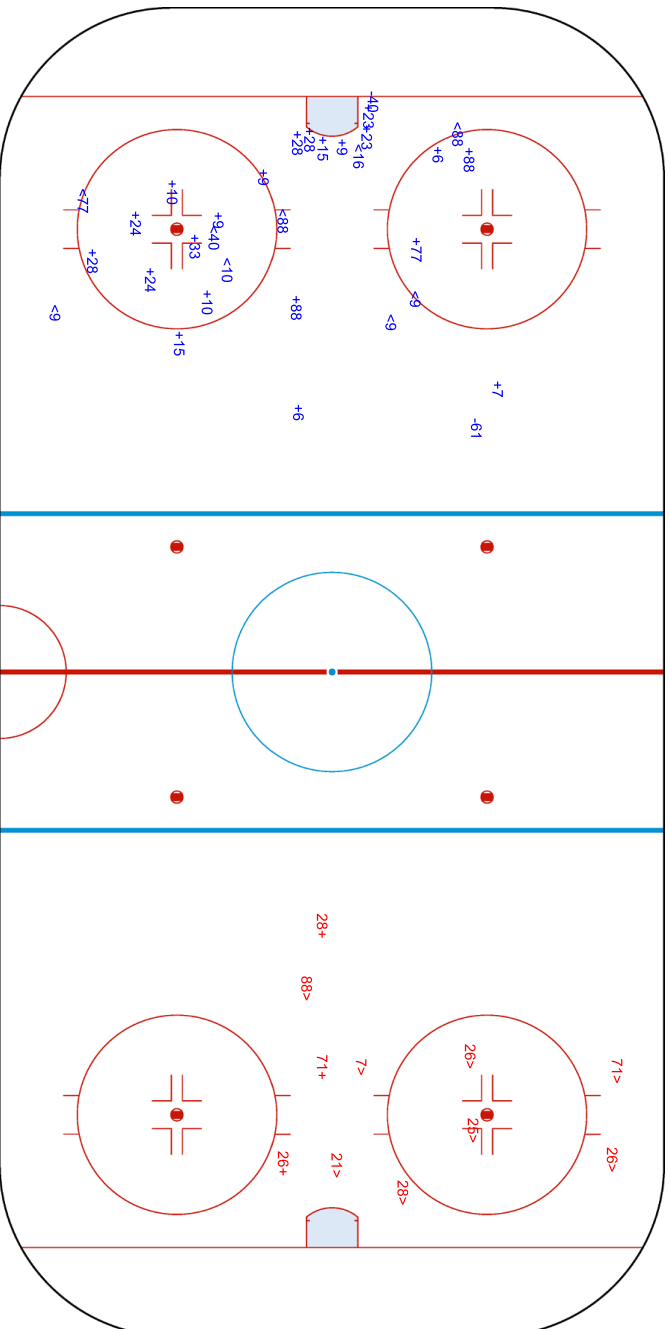
Shots by FIN Goals (o): 0 SSP (-): 9 SSG (+): 21 SPG (-): 2

Shots by SUI Goals (o): 0 SSP (-): 8 SSG (+): 3 SPG (-): 0

GK 20 of SUI

GK 36 of FIN

SUI 2nd Period FIN





Wukesong Sports Centre
五棵松体育中心
Centre sportif de Wukesong

WED 16 FEB 2022
Start Time 19:30

Ice Hockey
冰球 / Hockey sur glace

Women
女子 / Femmes

Bronze Medal Game, Game 27
铜牌赛 比赛 27 / Match médaille de bronze, Match 27

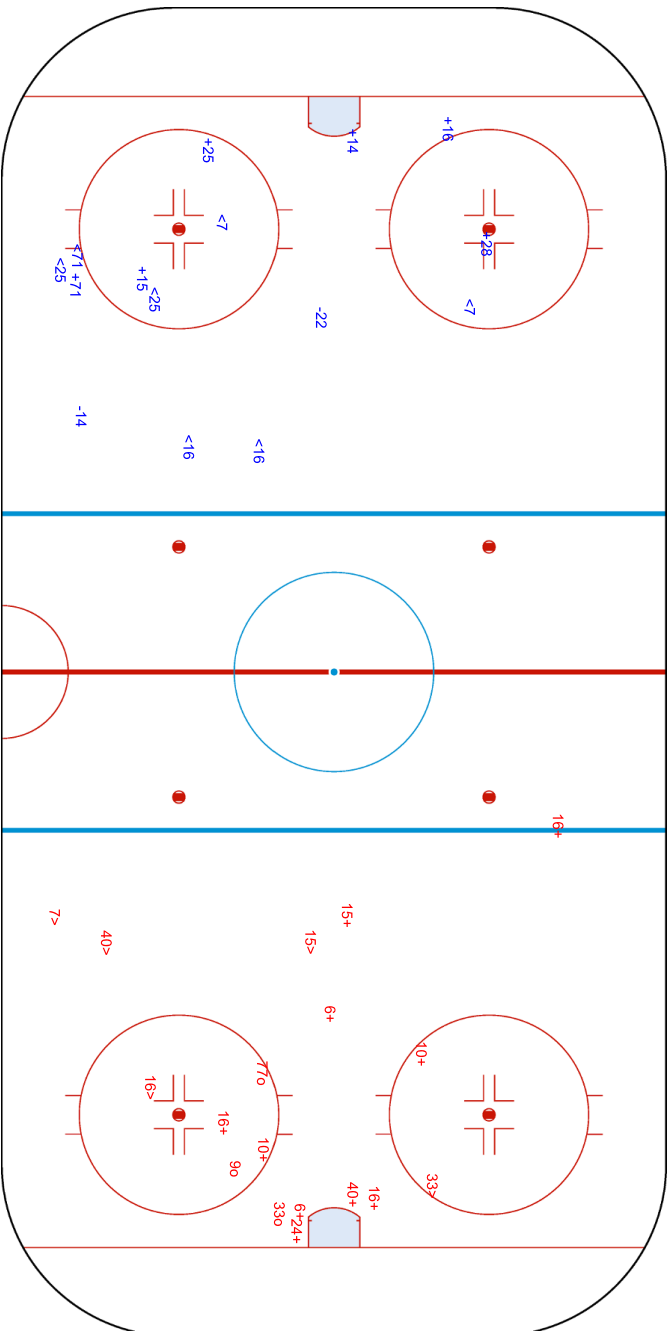


Shots by SUI
Goals (0): 0
SSP (-): 7

Shots by FIN
Goals (0): 3
SSP (-): 5

SOG (+): 6
SPG (-): 2

SOG (+): 10
SPG (-): 0



Legend:	Goalkeeper	SPG	Shots past goal	SSG	Shots saved by goalkeeper	SSP	Shots saved by player
GK							





Face-off Chart

争球表 / Statistiques des mises en jeu

FIN - SUI

1st PERIOD

	FIN		SUI		FIN		SUI		FIN		SUI		Total wins all zones				
	Def. zone	Att. zone	Def. zone	Att. zone	Neutral zone	Neutral zone	Att. zone	Def. zone	Att. zone	Def. zone	Def. zone	Att. zone					
	- 77	+ 14	- 77	+ 25	- 77	+ 25	+ 77	- 25	+ 77	- 25	+ 77	- 25	<table border="1"> <thead> <tr> <th>FIN</th> <th>SUI</th> </tr> </thead> <tbody> <tr> <td>13 / 68%</td> <td>6 / 32%</td> </tr> </tbody> </table>	FIN	SUI	13 / 68%	6 / 32%
FIN	SUI																
13 / 68%	6 / 32%																
	- 77	+ 25	+ 28	- 28	+ 28	- 28	+ 24	- 25	+ 24	- 25	+ 24	- 25					
	+ 40	- 28	+ 40	- 28	+ 40	- 28	+ 77	- 25	+ 77	- 25	+ 77	- 25					
	+ 77	- 25	+ 40	- 25	+ 40	- 25	- 77	+ 25	- 77	+ 25	- 77	+ 25					
	+ 77	- 14	- 77	+ 25	- 77	+ 25	- 40	+ 25	- 40	+ 25	- 40	+ 25					
			+ 40	- 28	+ 40	- 28	+ 16	- 14	+ 16	- 14	+ 16	- 14					
							+ 61	- 14	+ 61	- 14	+ 61	- 14					
							+ 77	- 25	+ 77	- 25	+ 77	- 25					
Total wins / period	3 / 60%	2 / 40%	4 / 67%	2 / 33%	4 / 67%	2 / 33%	6 / 75%	2 / 25%	6 / 75%	2 / 25%	6 / 75%	2 / 25%					

2nd PERIOD

	FIN		SUI		FIN		SUI		FIN		SUI		Total wins all zones				
	Def. zone	Att. zone	Def. zone	Att. zone	Neutral zone	Neutral zone	Att. zone	Def. zone	Att. zone	Def. zone	Def. zone	Att. zone					
	+ 61	- 28	- 77	+ 25	- 77	+ 25	+ 61	- 25	+ 61	- 25	+ 61	- 25	<table border="1"> <thead> <tr> <th>FIN</th> <th>SUI</th> </tr> </thead> <tbody> <tr> <td>9 / 50%</td> <td>9 / 50%</td> </tr> </tbody> </table>	FIN	SUI	9 / 50%	9 / 50%
FIN	SUI																
9 / 50%	9 / 50%																
	- 77	+ 25	- 40	+ 14	- 40	+ 14	+ 61	- 14	+ 61	- 14	+ 61	- 14					
			+ 40	- 28	+ 40	- 28	- 77	+ 14	- 77	+ 14	- 77	+ 14					
			+ 77	- 25	+ 77	- 25	- 77	+ 25	- 77	+ 25	- 77	+ 25					
			+ 77	- 14	+ 77	- 14	- 77	+ 25	- 77	+ 25	- 77	+ 25					
			+ 77	- 25	+ 77	- 25	- 24	+ 14	- 24	+ 14	- 24	+ 14					
							+ 77	- 25	+ 77	- 25	+ 77	- 25					
							+ 24	- 25	+ 24	- 25	+ 24	- 25					
							- 16	+ 14	- 16	+ 14	- 16	+ 14					
							- 16	+ 14	- 16	+ 14	- 16	+ 14					
Total wins / period	1 / 50%	1 / 50%	4 / 67%	2 / 33%	4 / 67%	2 / 33%	4 / 40%	6 / 60%	4 / 40%	6 / 60%	4 / 40%	6 / 60%					

3rd PERIOD

	FIN		SUI		FIN		SUI		FIN		SUI		Total wins all zones				
	Def. zone	Att. zone	Def. zone	Att. zone	Neutral zone	Neutral zone	Att. zone	Def. zone	Att. zone	Def. zone	Def. zone	Att. zone					
	+ 77	- 14	- 77	+ 25	- 77	+ 25	+ 77	- 14	+ 77	- 14	+ 77	- 14	<table border="1"> <thead> <tr> <th>FIN</th> <th>SUI</th> </tr> </thead> <tbody> <tr> <td>14 / 70%</td> <td>6 / 30%</td> </tr> </tbody> </table>	FIN	SUI	14 / 70%	6 / 30%
FIN	SUI																
14 / 70%	6 / 30%																
	+ 40	- 28	+ 77	- 25	+ 77	- 25	+ 40	- 14	+ 40	- 14	+ 40	- 14					
	- 77	+ 25	+ 61	- 14	+ 61	- 14	- 77	+ 25	- 77	+ 25	- 77	+ 25					
	- 40	+ 25	+ 61	- 14	+ 61	- 14	- 24	+ 14	- 24	+ 14	- 24	+ 14					
	+ 40	- 14	+ 77	- 25	+ 77	- 25	+ 61	- 88	+ 61	- 88	+ 61	- 88					
			+ 61	- 14	+ 61	- 14	+ 24	- 14	+ 24	- 14	+ 24	- 14					
							+ 77	- 25	+ 77	- 25	+ 77	- 25					
							+ 40	- 14	+ 40	- 14	+ 40	- 14					
							- 24	+ 25	- 24	+ 25	- 24	+ 25					
Total wins / period	3 / 60%	2 / 40%	5 / 83%	1 / 17%	5 / 83%	1 / 17%	6 / 67%	3 / 33%	6 / 67%	3 / 33%	6 / 67%	3 / 33%					

TOTAL



Total wins / game	FIN	SUI	FIN	SUI	FIN	SUI	Total wins all zones	
	Def. zone	Att. zone	Neutral zone		Att. zone	Def. zone	FIN	SUI
	7 / 58%	5 / 42%	13 / 72%	5 / 28%	16 / 59%	11 / 41%	36 / 63%	21 / 37%

HEAD TO HEAD

No.	SUI				Tot.	wins FIN	Dz	Nz	Az
	14	25	28	88					
16	1 - 2				3	1 33%			1 33%
24	1 - 2	2 - 1			6	3 50%			3 50%
28			1 - 0		1	1 100%		1 100%	
40	3 - 1	1 - 2	5 - 0		12	9 75%	3 75%	4 80%	2 67%
61	5 - 0	1 - 0	1 - 0	1 - 0	8	8 100%	1 100%	3 100%	4 100%
77	4 - 2	10 - 11			27	14 52%	3 43%	5 56%	6 55%
Tot.	21	28	7	1	57	36 63%	7 58%	13 72%	16 59%
wins SUI	7 33%	14 50%	0 0%	0 0%	21 37%				
Dz	5 42%	6 43%		0 0%	11 41%				
Nz	1 20%	4 44%	0 0%		5 28%				
Az	1 25%	4 80%	0 0%		5 42%				

Legend:

Az Attacking zone **Dz** Defending zone **No.** Jersey number **Nz** Neutral zone **Tot.** Total face-offs played



Line-Ups
阵容 / Composition des équipes

CAN - USA

Referees

20 COOKE Kelly (USA) , 4 WIEGAND Anna (SUI)

Linespersons

95 HAMMAR Anna (SWE) , 69 HANLEY Kendall (USA)

Goalkeepers

Team: CAN

No.	Name
35	DESBIENS Ann-Renee
38	MASCHMEYER Emerance

Team Line-ups

Team: CAN (Red)

No.	Pos.	Name
3	D	LAROCQUE Jocelyne
14	D	FAST Renata
19	F	JENNER Brianne +A
20	F	NURSE Sarah
29	F	POULIN Marie-Philip +C
23	D	AMBROSE Erin
42	D	THOMPSON Claire
10	F	FILLIER Sarah
15	F	DAOUST Melodie
24	F	SPOONER Natalie
21	D	BELL Ashton
28	D	ZANDEE-HART Micah
6	F	JOHNSTON Rebecca
26	F	CLARK Emily
40	F	TURNBULL Blayre +A
17	D	SHELTON Ella
7	F	STACEY Laura
11	F	SAULNIER Jill
27	F	MALTAIS Emma
47	F	RATTRAY Jamie Lee

Head Coach: RYAN Troy

NOT DRESSED:

50 GK CAMPBELL Kristen

Team: USA

No.	Name
33	CAVALLINI Alex
35	ROONEY Maddie

Team: USA (White)

No.	Pos.	Name
2	D	STECKLEIN Lee +A
3	D	BARNES Cayla
20	F	BRANDT Hannah
21	F	KNIGHT Hilary +A
26	F	COYNE SCHOFIELD Kendall +C
5	D	KELLER Megan
15	D	HARMON Savannah
11	F	ROQUE Abby
25	F	CARPENTER Alex
28	F	KESSEL Amanda
9	D	BOZEK Megan
19	D	DUNNE Jincy
12	F	PANNEK Kelly
13	F	ZUMWINKLE Grace
24	F	CAMERANESI Dani
4	D	HARVEY Caroline
16	F	SCAMURRA Hayley
18	F	COMPHER Jesse
37	F	MURPHY Abbey

Head Coach: JOHNSON Joel

NOT DRESSED:

14 F DECKER Brianna
29 GK HENSLEY Nicole

Legend:

+A	Assistant Captain	+C	Captain	D	Defender	F	Forward
No.	Jersey number	Pos.	Position				



Graphical Line-ups
阵容图 / Alignments

CAN - USA

Referees

20 COOKE Kelly (USA) , 4 WIEGAND Anna (SUI)

Linespersons

95 HAMMAR Anna (SWE) , 69 HANLEY Kendall (USA)

Team: CAN - Canada (Red)

Head Coach: RYAN Troy

S1 35 DESBIENS Ann-Renee		
38 MASCHMEYER Emerance		
S2 3 LAROCQUE Jocelyne	S3 14 FAST Renata	
S5 20 NURSE Sarah	S6 29 POULIN Marie-Philip +C	S4 19 JENNER Brianne +A
42 THOMPSON Claire		23 AMBROSE Erin
15 DAOUST Melodie	10 FILLIER Sarah	24 SPOONER Natalie
28 ZANDEE-HART Micah		21 BELL Ashton
26 CLARK Emily	40 TURNBULL Blayre +A	6 JOHNSTON Rebecca
17 SHELTON Ella		47 RATTRAY Jamie Lee
11 SAULNIER Jill	27 MALTAIS Emma	7 STACEY Laura

Team: USA - United States (White)

Head Coach: JOHNSON Joel

S1 33 CAVALLINI Alex		
35 ROONEY Maddie		
S2 2 STECKLEIN Lee +A	S3 3 BARNES Cayla	
S6 26 COYNE SCHOFIELD Kendall +C	S4 20 BRANDT Hannah	S5 21 KNIGHT Hilary +A
5 KELLER Megan		15 HARMON Savannah
25 CARPENTER Alex	11 ROQUE Abby	28 KESSEL Amanda
19 DUNNE Jincy		9 BOZEK Megan
24 CAMERANESI Dani	12 PANNEK Kelly	13 ZUMWINKLE Grace
4 HARVEY Caroline		
16 SCAMURRA Hayley	18 COMPHER Jesse	37 MURPHY Abbey

Legend:

+A Assistant Captain **+C** Captain **Sn** Starting position



Game Summary
比赛总结 / Résumé du match
CAN - USA 3 - 2 (2 - 0 , 1 - 1 , 0 - 1)

Spectators	Referees	Linespersons
834	20 COOKE Kelly (USA) , 4 WIEGAND Anna (SUI)	95 HAMMAR Anna (SWE) , 69 HANLEY Kendall (USA)

Team Statistics

Period	Score	SVS	SOG	PIM	TPP	PPG	SHG
1	2 : 0	11 : 9	11 : 11	0 : 2	02:00 : 00:00	0 : 0	0 : 0
2	1 : 1	12 : 5	6 : 13	2 : 2	02:00 : 02:00	0 : 0	0 : 1
3	0 : 1	15 : 4	4 : 16	4 : 0	00:00 : 03:12	0 : 1	0 : 0
Total	3 : 2	38 : 18	21 : 40	6 : 4	04:00 : 05:12	0 : 1	0 : 1

1st Period

Action	Time	ET/Res	Team	Type	No.	Name	(G)	Name of Assistant(s) / Action Description
GK	00:00		USA		33	CAVALLINI A	-	Goalkeeper in
GK	00:00		CAN		35	DESBIENS AR	-	Goalkeeper in
Goal	07:50	1 : 0	CAN	EQ	20	NURSE S	(5)	42 THOMPSON C On Ice CAN 35 19 20 23 29 42 29 POULIN MP USA 33 2 5 11 21 26
Goal	15:02	2 : 0	CAN	EQ	29	POULIN MP	(5)	On Ice CAN 35 3 14 19 20 29 USA 33 5 12 15 18 24
Penalty	15:26	17:26	USA	2 min.	26	COYNE SCHOFIELD K	-	Delaying the Game

2nd Period

Action	Time	ET/Res	Team	Type	No.	Name	(G)	Name of Assistant(s) / Action Description
Goal	29:08	3 : 0	CAN	EQ	29	POULIN MP	(6)	19 JENNER B On Ice CAN 35 19 20 21 28 29 20 NURSE S USA 33 2 3 20 21 26
Penalty	31:09	33:09	CAN	2 min.	3	LAROCQUE J	-	Holding an opponent
Penalty	36:04	38:04	USA	2 min.	5	KELLER M	-	Holding an opponent
Goal	36:39	3 : 1	USA	SH1	21	KNIGHT H	(6)	20 BRANDT H On Ice CAN 35 6 10 19 23 29 USA 33 2 3 20 21

3rd Period

Action	Time	ET/Res	Team	Type	No.	Name	(G)	Name of Assistant(s) / Action Description
Penalty	50:39	52:39	CAN	2 min.	3	LAROCQUE J	-	Hooking
GK	56:51		USA					33 CAVALLINI A - Goalkeeper out
Penalty	58:35	59:47	CAN	2 min.	29	POULIN MP	-	Tripping
Time-out	58:35		USA					
Goal	59:47	3 : 2	USA	PP1 EA	28	KESSEL A	(3)	11 ROQUE A On Ice CAN 35 3 14 26 40 * 25 CARPENTER A USA 5 11 18 24 25 28
GK	60:00		CAN					35 DESBIENS AR - Goalkeeper out

Goalkeeper Records

Team : CAN - Canada

No.	Name	SOG	SVS	MIP
35	DESBIENS Ann-Renee	40	38	60:00
38	MASCHMEYER Emerance			

Team : USA - United States

No.	Name	SOG	SVS	MIP
33	CAVALLINI Alex	21	18	56:51
35	ROONEY Maddie			

Game Statistics

Team : CAN (Red)

Head Coach : RYAN Troy

No.	Pos.	Name	Shots on Goal							Time on Ice												
			G	A	P	PIM	FO+	FO-	FO+/-	FO%	1	2	3	OT	TS	+/-	1	2	3	OT	TOT	SHF
3	D	LAROCQUE Jocelyne	0	0	0	4	0	0	0	0.00	0	0	0	0	+1	7:23	7:00	8:02		22:25	40	0:33
14	D	FAST Renata	0	0	0	0	0	0	0	0.00	1	0	0	1	+1	8:34	7:23	9:42		25:39	45	0:34
19	F	JENNER Brienne +A	0	1	1	0	1	1	0	50.00	1	1	0	2	+2	5:47	7:12	5:49		18:48	35	0:32
20	F	NURSE Sarah	1	1	2	0	2	1	1	66.67	3	1	0	4	+3	6:09	7:30	5:58		19:37	35	0:33
29	F	POULIN Marie-Philip +C	2	1	3	2	17	6	11	73.91	1	1	1	3	+2	5:33	7:03	6:25		19:01	36	0:31
10	F	FILLIER Sarah	0	0	0	0	10	4	6	71.43	0	0	1	1	-1	5:45	5:21	5:15		16:21	29	0:33



Head Coach : RYAN Troy		Shots on Goal											Time on Ice										
No.	Pos.	Name	G	A	P	PIM	FO+	FO-	FO+/-	FO%	1	2	3	OT	TS	+/-	1	2	3	OT	TOT	SHF	AVG
15	F	DAOUST Melodie	0	0	0	0	0	0	0	0.00	0	0	1	1	0	4:43	3:50	4:51	13:24	21	0:38		
23	D	AMBROSE Erin	0	0	0	0	0	0	0	0.00	0	1	0	1	0	7:46	7:26	7:29	22:41	43	0:31		
24	F	SPOONER Natalie	0	0	0	0	0	0	0	0.00	3	1	0	4	0	5:33	6:05	6:59	18:37	30	0:37		
42	D	THOMPSON Claire	0	1	1	0	0	0	0	0.00	0	0	0	0	+1	6:34	7:47	7:17	21:38	39	0:33		
6	F	JOHNSTON Rebecca	0	0	0	0	0	0	0	0.00	0	0	0	0	-1	6:54	5:46	4:34	17:14	32	0:32		
21	D	BELL Ashton	0	0	0	0	0	0	0	0.00	0	0	0	0	+1	4:17	4:01	3:26	11:44	19	0:37		
26	F	CLARK Emily	0	0	0	0	0	0	0	0.00	1	0	0	1	0	7:02	5:39	6:49	19:30	33	0:35		
28	D	ZANDEE-HART Micah	0	0	0	0	0	0	0	0.00	1	0	0	1	+1	5:09	5:46	4:04	14:59	28	0:32		
40	F	TURNBULL Blayre +A	0	0	0	0	9	9	0	50.00	0	1	1	2	0	7:10	6:18	7:19	20:47	38	0:32		
7	F	STACEY Laura	0	0	0	0	0	0	0	0.00	0	0	0	0	0	1:21	0:29	0:21	2:11	5	0:26		
11	F	SAULNIER Jill	0	0	0	0	0	0	0	0.00	0	0	0	0	0	1:37	0:28	0:00	2:05	4	0:31		
17	D	SHELTON Ella	0	0	0	0	0	0	0	0.00	0	0	0	0	0	0:00	0:00	0:00	0:00	0	0:00		
27	F	MALTAIS Emma	0	0	0	0	0	0	0	0.00	0	0	0	0	0	1:19	0:37	0:00	1:56	4	0:29		
47	F	RATTRAY Jamie Lee	0	0	0	0	0	0	0	0.00	0	0	0	0	0	2:20	2:27	2:02	6:49	9	0:45		
35	GK	DESBIENS Ann-Renee	0	0	0	0					0	0	0	0									
38	GK	MASCHMEYER Emerance	0	0	0	0					0	0	0	0									
Total			3	4	7	6	39	21	18	65.00	11	6	4	21									

Team : USA (White)

Head Coach : JOHNSON Joel		Shots on Goal											Time on Ice										
No.	Pos.	Name	G	A	P	PIM	FO+	FO-	FO+/-	FO%	1	2	3	OT	TS	+/-	1	2	3	OT	TOT	SHF	AVG
2	D	STECKLEIN Lee +A	0	0	0	0	0	0	0	0.00	1	1	0	2	-1	9:02	7:36	8:45	25:23	31	0:49		
3	D	BARNES Cayla	0	0	0	0	0	0	0	0.00	0	1	1	2	0	9:32	10:44	8:36	28:52	35	0:49		
20	F	BRANDT Hannah	0	1	1	0	7	14	-7	33.33	2	2	1	5	0	8:20	7:15	8:25	24:00	29	0:49		
21	F	KNIGHT Hilary +A	1	0	1	0	0	1	-1	0.00	2	3	1	6	-1	7:41	7:22	8:20	23:23	29	0:48		
26	F	COYNE SCHOFIELD Kendall +C	0	0	0	2	0	1	-1	0.00	0	1	1	2	-2	6:53	7:43	8:43	23:19	28	0:49		
5	D	KELLER Megan	0	0	0	2	0	0	0	0.00	0	0	1	1	-2	9:29	8:37	11:11	29:17	36	0:48		
11	F	ROQUE Abby	0	1	1	0	8	8	0	50.00	1	2	7	10	-1	6:48	7:59	8:29	23:16	27	0:51		
15	D	HARMON Savannah	0	0	0	0	0	0	0	0.00	0	0	0	0	-1	9:30	6:42	8:58	25:10	33	0:45		
25	F	CARPENTER Alex	0	1	1	0	4	5	-1	44.44	2	1	2	5	0	6:12	7:29	7:32	21:13	26	0:48		
28	F	KESSEL Amanda	1	0	1	0	0	0	0	0.00	0	1	1	2	0	6:54	7:29	7:44	22:07	27	0:49		
9	D	BOZEK Megan	0	0	0	0	0	0	0	0.00	0	0	0	0	0	2:41	4:16	0:00	6:57	10	0:41		
12	F	PANNEK Kelly	0	0	0	0	1	4	-3	20.00	0	0	0	0	-1	2:52	1:28	1:10	5:30	10	0:33		
13	F	ZUMWINKLE Grace	0	0	0	0	0	0	0	0.00	2	0	0	2	0	2:54	2:16	1:33	6:43	10	0:40		
19	D	DUNNE Jincy	0	0	0	0	0	0	0	0.00	0	0	0	0	0	0:00	0:00	0:00	0:00	0	0:00		
24	F	CAMERANESI Dani	0	0	0	0	0	0	0	0.00	0	1	0	1	-1	3:53	3:11	5:36	12:40	15	0:50		
4	D	HARVEY Caroline	0	0	0	0	0	0	0	0.00	0	0	0	0	0	0:00	1:02	0:00	1:02	2	0:31		
16	F	SCAMURRA Hayley	0	0	0	0	0	0	0	0.00	0	0	1	1	0	2:19	1:39	3:25	7:23	14	0:31		
18	F	COMPHER Jesse	0	0	0	0	1	6	-5	14.29	1	0	0	1	-1	3:05	3:23	3:53	10:21	16	0:38		
37	F	MURPHY Abbey	0	0	0	0	0	0	0	0.00	0	0	0	0	0	0:42	1:15	0:00	1:57	3	0:39		
33	GK	CAVALLINI Alex	0	0	0	0					0	0	0	0									
35	GK	ROONEY Maddie	0	0	0	0					0	0	0	0									
Total			2	3	5	4	21	39	-18	35.00	11	13	16	40									

Legend:		
(G)	Goals in tournament	* Does not count for Plus/minus
+C	Captain	A Assists
EA	Extra attacker	EQ Equal strength
FO%	Face-offs won as percentage	FO+ Face-offs won
G	Goals	GK Goalkeeper
OT	Overtime	P Points
PP1	Power play - 1 player	PPG Power play goals
SHG	Shorthanded goals	SOG Shots on goal
TPP	Time on power play	TS Total shots
+/-	Plus/minus net	+A Assistant Captain
AVG	Average time on ice / shift	D Defender
ET/Res	Penalty end time/Result of game	F Forward
FO-	Face-offs lost	FO+/- Face-offs net
MIP	Minutes in play (GK)	No. Jersey number
PIM	Penalties in minutes	Pos. Position
SH1	Shorthanded - 1 player	SHF Number of shifts
SVS	Saves	TOT Total



Wukesong Sports Centre
 五棵松体育中心
 Centre sportif de Wukesong
THU 17 FEB 2022
 Start Time 12:10

Ice Hockey
 冰球 / Hockey sur glace
Women
 女子 / Femmes
Gold Medal Game, Game 28
 金牌赛 比赛 28 / Finale, Match 28



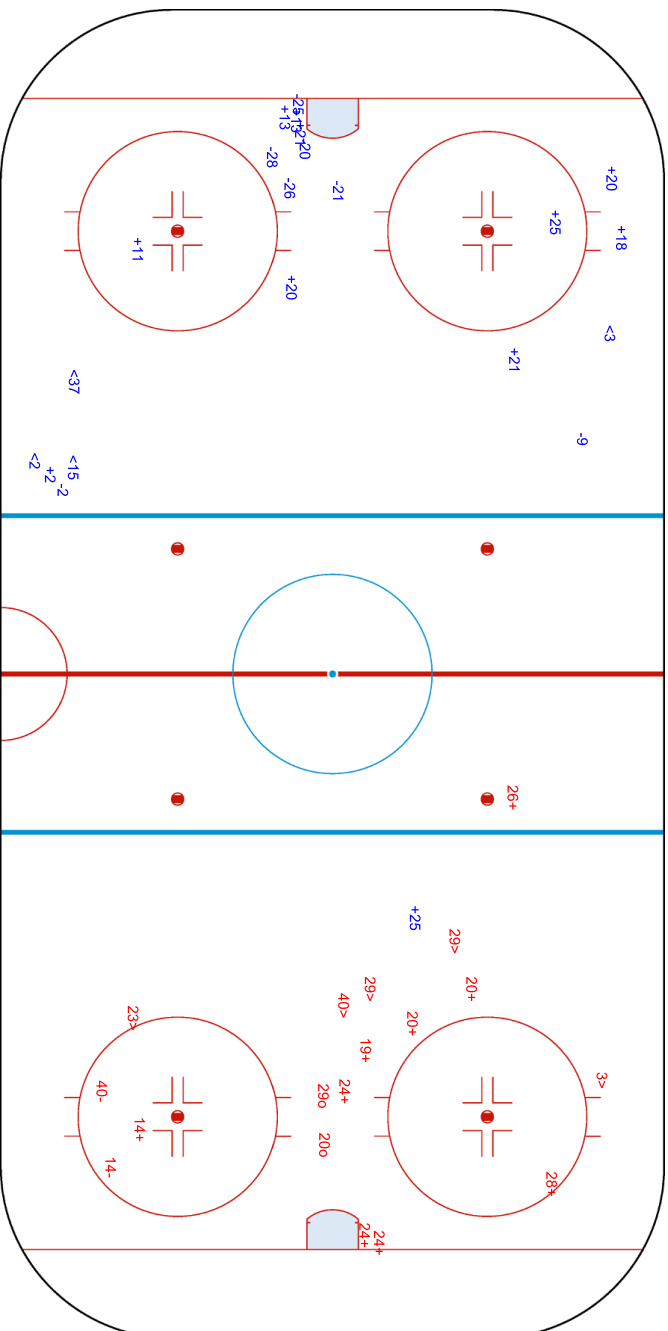
Shot Chart
 射门表 / Analyse des tirs
CAN - USA

Shots by USA
 Goals (G): 0
 SSP (-): 4
 SSG (+): 11
 SPG (-): 7

Shots by CAN
 Goals (G): 2
 SSP (-): 5
 SSG (+): 9
 SPG (-): 2

GK 35 of CAN

GK 33 of USA





Wukesong Sports Centre
 五棵松体育中心
 Centre sportif de Wukesong
THU 17 FEB 2022
 Start Time 12:10



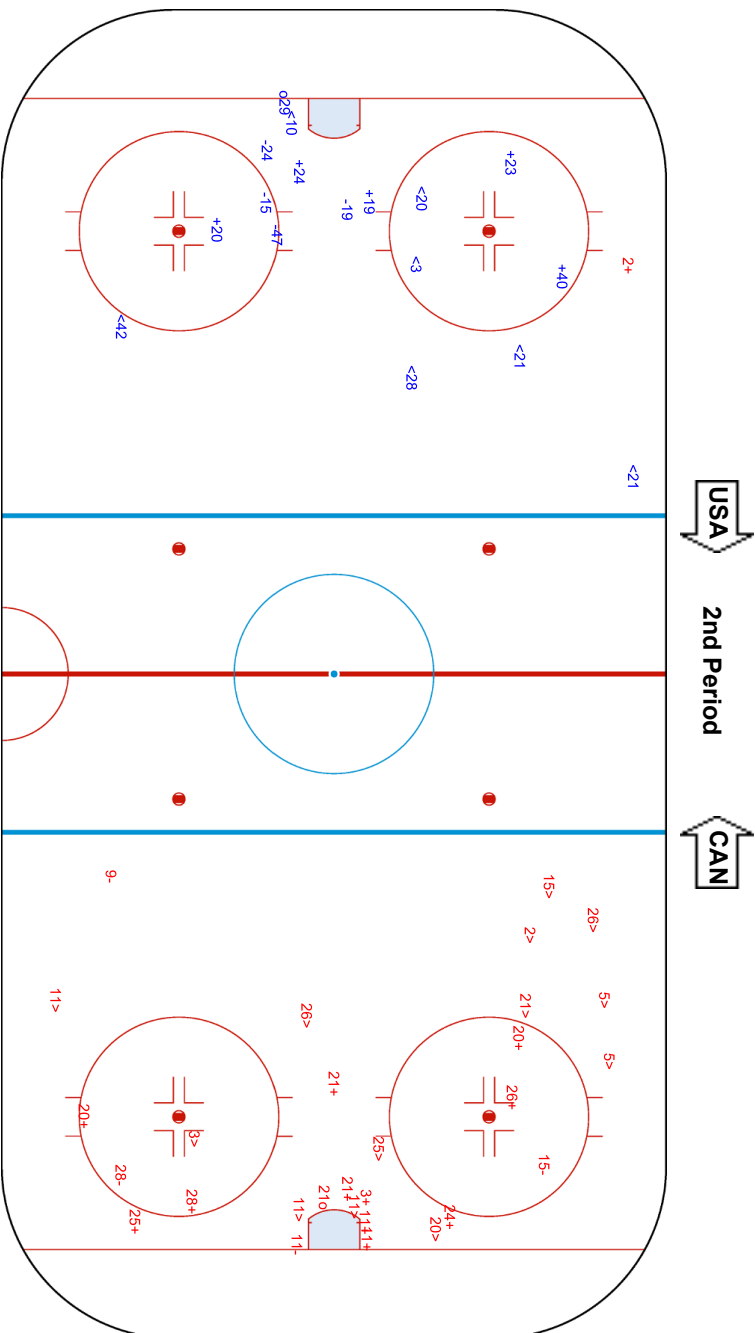
Ice Hockey
 冰球 / Hockey sur glace
Women
 女子 / Femmes
Gold Medal Game, Game 28
 金牌赛 比赛 28 / Finale, Match 28

Shots by CAN
 Goals (0): 1
 SSP (-): 7
 SPG (-): 4

Shots by USA
 Goals (0): 1
 SSP (-): 13
 SPG (-): 4

GK 33 of USA

GK 35 of CAN





Face-off Chart

争球表 / Statistiques des mises en jeu

CAN - USA

1st PERIOD

	CAN		USA		CAN		USA		CAN		USA		Total wins all zones	
	Def. zone	Att. zone	Neutral zone	Neutral zone	Att. zone	Def. zone	Att. zone	Def. zone	Att. zone	Def. zone				
	- 29	+ 20	- 29	+ 20	+ 29	- 20			+ 29	- 20				
	+ 29	- 20	+ 29	- 20	+ 10	- 11			+ 10	- 11				
	- 40	+ 25	+ 10	- 11	+ 29	- 11			+ 29	- 11				
	+ 29	- 12	+ 40	- 20	+ 10	- 12			+ 10	- 12				
	+ 40	- 25	- 40	+ 11	+ 29	- 25			+ 29	- 25				
	+ 29	- 21	- 40	+ 12	- 10	+ 20			- 10	+ 20				
			+ 40	- 20	+ 10	- 18			+ 10	- 18				
			+ 20	- 18										
			+ 29	- 26										
Total wins / period	4 / 67%	2 / 33%	6 / 67%	3 / 33%	6 / 86%	1 / 14%							16 / 73%	6 / 27%

2nd PERIOD

	CAN		USA		CAN		USA		CAN		USA		Total wins all zones	
	Def. zone	Att. zone	Neutral zone	Neutral zone	Att. zone	Def. zone	Att. zone	Def. zone	Att. zone	Def. zone				
	+ 29	- 11	+ 29	- 20	- 10	+ 11			- 10	+ 11				
	- 29	+ 20	+ 40	- 11	- 10	+ 11			- 10	+ 11				
	- 40	+ 11	+ 29	- 20	- 29	+ 20			- 29	+ 20				
	+ 10	- 18	+ 20	- 18	+ 29	- 20			+ 29	- 20				
	+ 10	- 11			- 20	+ 11			- 20	+ 11				
	+ 29	- 25			+ 40	- 18			+ 40	- 18				
	- 40	+ 25			+ 10	- 11			+ 10	- 11				
					+ 29	- 20			+ 29	- 20				
					- 19	+ 20			- 19	+ 20				
Total wins / period	4 / 57%	3 / 43%	4 / 100%	0 / 0%	4 / 44%	5 / 56%							12 / 60%	8 / 40%

3rd PERIOD

	CAN		USA		CAN		USA		CAN		USA		Total wins all zones	
	Def. zone	Att. zone	Neutral zone	Neutral zone	Att. zone	Def. zone	Att. zone	Def. zone	Att. zone	Def. zone				
	+ 29	- 18	- 29	+ 20	+ 10	- 20			+ 10	- 20				
	- 29	+ 11	+ 40	- 20	- 10	+ 11			- 10	+ 11				
	+ 10	- 12	+ 40	- 20	+ 19	- 20			+ 19	- 20				
	+ 10	- 11	- 40	+ 11										
	+ 40	- 25	+ 29	- 20										
	+ 29	- 12												
	- 40	+ 18												
	- 40	+ 25												
	+ 40	- 25												
	- 40	+ 25												
Total wins / period	6 / 60%	4 / 40%	3 / 60%	2 / 40%	2 / 67%	1 / 33%							11 / 61%	7 / 39%

TOTAL



Total wins / game	CAN	USA	Neutral zone		CAN	USA	Total wins all zones	
	Def. zone	Att. zone			Att. zone	Def. zone	CAN	USA
	14 / 61%	9 / 39%	13 / 72%	5 / 28%	12 / 63%	7 / 37%	39 / 65%	21 / 35%

HEAD TO HEAD

No.	USA							Tot.	wins CAN	Dz	Nz	Az	
	11	12	18	20	21	25	26						
CAN	10	5 - 3	2 - 0	2 - 0	1 - 1			14	10 71%	4 100%	1 100%	5 56%	
	19				1 - 1			2	1 50%			1 50%	
	20	0 - 1		2 - 0				3	2 67%		2 100%	0 0%	
	29	2 - 1	2 - 0	1 - 0	8 - 5	1 - 0	2 - 0	1 - 0	23	17 74%	7 70%	5 71%	5 83%
	40	1 - 3	0 - 1	1 - 1	4 - 0		3 - 4		18	9 50%	3 33%	5 63%	1 100%
Tot.	16	5	7	21	1	9	1	60	39 65%	14 61%	13 72%	12 63%	
wins USA	8 50%	1 20%	1 14%	7 33%	0 0%	4 44%	0 0%	21 35%					
Dz	4 57%	0 0%	0 0%	3 38%		0 0%		7 37%					
Nz	2 50%	1 100%	0 0%	2 20%			0 0%	5 28%					
Az	2 40%	0 0%	1 33%	2 67%	0 0%	4 50%		9 39%					

Legend:

Az Attacking zone **Dz** Defending zone **No.** Jersey number **Nz** Neutral zone **Tot.** Total face-offs played



Player Statistics by Team
队员技术统计 / Statistiques des joueurs par équipe
As of THU 17 FEB 2022
Including Game 28

CAN - Canada

Playing Statistics

No.	Name	Pos.	GP	G	A	PTS	PIM	+/-	GWG	PPG	SHG	SOG	SG%	TM	M/G	TSh	AT/S
3	LAROCQUE Jocelyne	D	7	0	2	2	10	+11	0	0	0	12	0.00	143:02	20:26	228	0:37
6	JOHNSTON Rebecca	F	7	2	8	10	2	+8	0	1	0	22	9.09	106:34	15:13	173	0:36
7	STACEY Laura	F	7	4	2	6	6	+6	0	0	0	14	28.57	71:34	10:13	117	0:36
10	FILLIER Sarah	F	7	8	3	11	0	+13	2	1	0	29	27.59	101:30	14:30	173	0:35
11	SAULNIER Jill	F	7	0	2	2	0	+6	0	0	0	5	0.00	63:55	9:07	107	0:35
14	FAST Renata	D	7	1	4	5	8	+12	1	0	0	12	8.33	150:45	21:32	240	0:37
15	DAOUST Melodie	F	3	0	1	1	0	+4	0	0	0	6	0.00	32:32	10:50	50	0:39
17	SHELTON Ella	D	7	0	3	3	2	+8	0	0	0	5	0.00	59:17	8:28	99	0:35
19	JENNER Brianne	F	7	9	5	14	2	+15	1	1	0	38	23.68	126:34	18:04	207	0:36
20	NURSE Sarah	F	7	5	13	18	4	+19	1	0	0	22	22.73	116:07	16:35	211	0:33
21	BELL Ashton	D	7	1	4	5	0	+5	0	0	0	11	9.09	91:23	13:03	156	0:35
23	AMBROSE Erin	D	7	4	5	9	2	+19	0	1	0	18	22.22	136:12	19:27	239	0:34
24	SPOONER Natalie	F	7	3	11	14	0	+12	0	2	0	24	12.50	99:32	14:13	165	0:36
26	CLARK Emily	F	7	2	1	3	4	+4	0	1	0	14	14.29	102:42	14:40	176	0:35
27	MALTAIS Emma	F	7	1	1	2	4	+5	0	0	0	9	11.11	69:34	9:56	114	0:36
28	ZANDEE-HART Micah	D	7	0	4	4	8	+6	0	0	0	10	0.00	119:59	17:08	210	0:34
29	POULIN Marie-Philip	F	7	6	11	17	6	+9	1	1	0	25	24.00	124:54	17:50	213	0:35
35	DESBIENS Ann-Renee	GK	7	0	0	0	0		0	0	0	0	0.00				
38	MASCHMEYER Emerance	GK	7	0	0	0	0		0	0	0	0	0.00				
40	TURNBULL Blayne	F	7	4	3	7	8	+11	0	0	0	22	18.18	116:00	16:34	208	0:33
42	THOMPSON Claire	D	7	2	11	13	2	+23	0	0	0	12	16.67	116:34	16:39	210	0:33
47	RATTRAY Jamie Lee	F	7	5	4	9	0	+9	1	2	0	22	22.73	79:34	11:22	133	0:35
50	CAMPBELL Kristen	GK	0	0	0	0	0		0	0	0	0	0.00				

Goalkeeping Statistics

No.	Name	GPT	GKD	GPI	MIP	MIP%	GA	SVS	SOG	SVS%	GAA	SO	W	L	
35	DESBIENS Ann-Renee		7	7	5	300:00	71.43	9	141	150	94.00	1.80	0	5	0
38	MASCHMEYER Emerance		7	7	2	120:00	28.57	1	22	23	95.65	0.50	1	2	0
50	CAMPBELL Kristen		7	0	0	00:00	0.00	0	0	0	0.00	0.00	0	0	0

Legend:

+/- Plus/minus net	A Assists	AT/S Average time per shift
D Defender	F Forward	G Goals
GA Goals against	GAA Goals against as average per 60 minutes	GK Goalkeeper
GKD Goalkeeper dressed	GP Number of games played	GPI Games played in
GPT Number of games played by team	GWG Game winning goals	L Number of games lost
MIP Minutes and seconds played	MIP% MIP as percentage	M/G Minutes per game
No. Jersey number	PIM Penalties in minutes	Pos. Position on team
PPG Power play goals	PTS Points	SG% Percentage of goals from total shots
SHG Shorthanded goals	SO Shutouts	SOG Shots on goal
SVS Saves	SVS% SVS as percentage of total SOG	TM Total minutes played
TSh Total shifts played	W Number of games won	



Player Statistics by Team
队员技术统计 / Statistiques des joueurs par équipe
As of TUE 8 FEB 2022
Including Game 19

CHN - China

Playing Statistics

No.	Name	Pos.	GP	G	A	PTS	PIM	+/-	GWG	PPG	SHG	SOG	SG%	TM	M/G	TSh	AT/S
2	YU Baiwei	D	4	0	1	1	2	+1	0	0	0	8	0.00	88:17	22:04	116	0:45
5	HUANG Huier	D	4	0	0	0	2	-1	0	0	0	6	0.00	93:58	23:29	103	0:54
7	ZHANG Mengying	F	3	0	0	0	0	-3	0	0	0	3	0.00	30:54	10:18	43	0:43
8	LIN Qiqi	F	4	2	2	4	0	+2	0	0	0	11	18.18	99:57	24:59	115	0:52
10	HE Xin	F	4	0	0	0	0	0	0	0	0	0	0.00	7:14	1:48	10	0:43
15	HU Baozhen	F	4	1	0	1	2	-2	0	0	0	7	14.29	73:29	18:22	104	0:42
17	KANG Mulan	F	4	1	0	1	0	-1	0	0	0	10	10.00	70:43	17:40	80	0:53
19	LIN Jiaxin	F	4	0	1	1	0	0	0	0	0	4	0.00	60:52	15:13	79	0:46
23	FANG Xin	F	4	0	0	0	0	0	0	0	0	2	0.00	39:22	9:50	56	0:42
24	WANG Yuqing	GK	0	0	0	0	0	0	0	0	0	0	0.00				
26	GUAN Yingying	F	4	0	0	0	0	0	0	0	0	1	0.00	8:27	2:06	9	0:56
28	FEI Anna	D	4	0	0	0	4	-1	0	0	0	0	0.00	41:17	10:19	51	0:48
33	ZHOU Jiaying	GK	4	0	0	0	0	0	0	0	0	0	0.00				
34	MI Le	F	4	1	0	1	2	+2	0	1	0	15	6.67	97:27	24:21	111	0:52
44	LI Beika	F	4	0	1	1	4	-2	0	0	0	5	0.00	73:18	18:19	99	0:44
49	WANG Yuting	D	4	0	2	2	0	+2	0	0	0	10	0.00	119:36	29:54	131	0:54
51	ZHANG Xifang	F	3	0	0	0	2	+1	0	0	0	7	0.00	46:03	15:21	58	0:47
66	LI Qianhua	D	4	0	0	0	0	0	0	0	0	0	0.00	0:00	0:00	0	0:00
88	CHEN Tiya	GK	4	0	0	0	0	0	0	0	0	0	0.00				
91	LIN Ni	F	4	1	0	1	2	+2	1	0	0	8	12.50	95:35	23:53	114	0:50
93	LIU Zhixin	D	4	0	0	0	0	+1	0	0	0	6	0.00	83:46	20:56	93	0:54
97	ZHAO Qinan	D	4	0	0	0	0	-1	0	0	0	2	0.00	42:24	10:36	48	0:53
98	ZHU Rui	F	4	0	0	0	0	0	0	0	0	3	0.00	13:54	3:28	19	0:43

Goalkeeping Statistics

No.	Name	GPT	GKD	GPI	MIP	MIP%	GA	SVS	SOG	SVS%	GAA	SO	W	L
24	WANG Yuqing		4	0	00:00	0.00	0	0	0	0.00	0.00	0	0	0
33	ZHOU Jiaying		4	4	182:46	75.28	4	85	89	95.51	1.31	0	1	1
88	CHEN Tiya		4	4	60:00	24.72	3	33	36	91.67	3.00	0	0	1

Legend:

+/- Plus/minus net	A Assists	AT/S Average time per shift
D Defender	F Forward	G Goals
GA Goals against	GAA Goals against as average per 60 minutes	GK Goalkeeper
GKD Goalkeeper dressed	GP Number of games played	GPI Games played in
GPT Number of games played by team	GWG Game winning goals	L Number of games lost
MIP Minutes and seconds played	MIP% MIP as percentage	M/G Minutes per game
No. Jersey number	PIM Penalties in minutes	Pos. Position on team
PPG Power play goals	PTS Points	SG% Percentage of goals from total shots
SHG Shorthanded goals	SO Shutouts	SOG Shots on goal
SVS Saves	SVS% SVS as percentage of total SOG	TM Total minutes played
TSh Total shifts played	W Number of games won	



Player Statistics by Team
队员技术统计 / Statistiques des joueurs par équipe
As of FRI 11 FEB 2022
Including Game 21

CZE - Czech Republic

Playing Statistics

No.	Name	Pos.	GP	G	A	PTS	PIM	+/-	GWG	PPG	SHG	SOG	SG%	TM	M/G	TSh	AT/S
1	SVEJDOVA Viktorie	GK	4	0	0	0	0		0	0	0	0	0.00				
2	TEJRALOVA Aneta	D	5	1	1	2	2	+1	0	0	0	15	6.67	112:47	22:33	150	0:45
4	PEJSOVA Daniela	D	5	0	0	0	0	0	0	0	0	10	0.00	103:09	20:37	135	0:45
5	KOLOWRATOVA Samantha Ahn	D	5	0	0	0	2	+1	0	0	0	2	0.00	68:59	13:47	104	0:39
7	SERDAR Lenka	F	5	0	0	0	4	-1	0	0	0	7	0.00	42:50	8:34	60	0:42
9	MILLS Alena	F	5	0	0	0	0	-1	0	0	0	11	0.00	80:46	16:09	107	0:45
10	KRIZOVA Denisa	F	5	2	2	4	2	+3	1	0	0	11	18.18	82:05	16:25	115	0:42
12	HYMLAROVA Klara	F	4	1	0	1	0	0	1	0	1	14	7.14	51:48	12:57	82	0:37
14	LASKOVA Dominika	D	5	0	0	0	6	+1	0	0	0	10	0.00	103:03	20:36	136	0:45
15	LEDLOVA Aneta	F	4	0	0	0	0	0	0	0	0	8	0.00	35:25	8:51	44	0:48
16	MRAZOVA Katerina	F	5	1	0	1	4	+4	0	0	0	9	11.11	89:57	17:59	115	0:46
17	HORALKOVA Pavlina	D	5	0	1	1	2	0	0	0	0	9	0.00	91:50	18:22	124	0:44
18	PEJZLOVA Michaela	F	5	2	0	2	2	+3	0	0	0	7	28.57	73:53	14:46	108	0:41
19	MLYNKOVA Natalie	F	5	1	0	1	2	+3	0	0	0	6	16.67	96:36	19:19	128	0:45
21	VANISOVA Tereza	F	5	2	4	6	6	+5	0	0	0	9	22.22	103:37	20:43	131	0:47
23	BUKOLSKA Katerina	F	5	0	0	0	0	-1	0	0	0	1	0.00	46:34	9:18	59	0:47
24	CAJANOVA Sara	D	5	0	1	1	0	+2	0	0	0	9	0.00	81:49	16:21	107	0:45
25	PATKOVA Kristyna	F	5	0	0	0	0	0	0	0	0	0	0.00	20:55	4:11	24	0:52
26	PRIBYLOVA Vendula	F	5	0	0	0	0	0	0	0	0	12	0.00	72:22	14:28	103	0:42
27	RADOVA Tereza	D	5	1	1	2	6	+3	0	0	0	4	25.00	44:52	8:58	65	0:41
28	NEUBAUEROVA Noemi	F	5	0	1	1	2	+1	0	0	0	4	0.00	64:09	12:49	95	0:40
29	PESLAROVA Klara	GK	5	0	0	0	0		0	0	0	0	0.00				
30	ZECHOVSKA Katerina	GK	1	0	0	0	0		0	0	0	0	0.00				

Goalkeeping Statistics

No.	Name	GPT	GKD	GPI	MIP	MIP%	GA	SVS	SOG	SVS%	GAA	SO	W	L	
1	SVEJDOVA Viktorie		5	4	1	40:49	13.48	3	11	14	78.57	4.41	0	0	1
29	PESLAROVA Klara		5	5	5	262:03	86.52	7	120	127	94.49	1.60	0	2	1
30	ZECHOVSKA Katerina		5	1	0	00:00	0.00	0	0	0	0.00	0.00	0	0	0

Legend:

+/- Plus/minus net	A Assists	AT/S Average time per shift
D Defender	F Forward	G Goals
GA Goals against	GAA Goals against as average per 60 minutes	GK Goalkeeper
GKD Goalkeeper dressed	GP Number of games played	GPI Games played in
GPT Number of games played by team	GWG Game winning goals	L Number of games lost
MIP Minutes and seconds played	MIP% MIP as percentage	M/G Minutes per game
No. Jersey number	PIM Penalties in minutes	Pos. Position on team
PPG Power play goals	PTS Points	SG% Percentage of goals from total shots
SHG Shorthanded goals	SO Shutouts	SOG Shots on goal
SVS Saves	SVS% SVS as percentage of total SOG	TM Total minutes played
TSh Total shifts played	W Number of games won	



Player Statistics by Team
队员技术统计 / Statistiques des joueurs par équipe
As of TUE 8 FEB 2022
Including Game 19

DEN - Denmark

Playing Statistics

No.	Name	Pos.	GP	G	A	PTS	PIM	+/-	GWG	PPG	SHG	SOG	SG%	TM	M/G	TSh	AT/S
2	MELBERG Kristine	D	4	0	0	0	0	+1	0	0	0	2	0.00	63:26	15:51	118	0:32
4	GLUD Silke	F	4	1	1	2	2	0	1	1	0	3	33.33	64:50	16:12	105	0:37
8	PERSSEN Josefine	F	4	0	1	1	4	-3	0	0	0	13	0.00	93:22	23:20	136	0:41
11	ANDERSEN Amalie	D	4	0	0	0	2	0	0	0	0	3	0.00	72:03	18:00	108	0:40
13	BRIX Michele	F	4	0	0	0	0	-1	0	0	0	2	0.00	23:52	5:58	41	0:34
14	JENSEN Nicoline	F	4	0	3	3	4	-2	0	0	0	6	0.00	89:36	22:24	149	0:36
15	REFSGAARD Amanda	D	4	0	0	0	2	0	0	0	0	1	0.00	67:39	16:54	108	0:37
17	SKRIVER Sofia	F	4	0	0	0	0	-1	0	0	0	1	0.00	20:54	5:13	41	0:30
18	PETERS Maria	F	4	0	0	0	2	0	0	0	0	1	0.00	38:52	9:43	58	0:40
19	ASPERUP Josephine	D	4	0	0	0	8	-7	0	0	0	4	0.00	84:01	21:00	142	0:35
21	WEIS Michelle	F	4	1	1	2	2	-5	0	0	0	7	14.29	87:45	21:56	134	0:39
22	SKOTT Sofie	D	4	0	0	0	0	0	0	0	0	0	0.00	0:00	0:00	0	0:00
23	OKSBJERG Julie	F	4	1	0	1	0	-1	0	0	0	5	20.00	34:42	8:40	65	0:32
27	FRIIS-HANSEN Lilli	F	4	0	1	1	2	+2	0	0	0	1	0.00	39:03	9:45	69	0:33
30	JENSEN Lisa	GK	4	0	0	0	0		0	0	0	0	0.00				
33	NORDSTROM Emma-Sofie	GK	0	0	0	0	0		0	0	0	0	0.00				
50	BAU Mia	F	4	1	0	1	0	-2	0	0	0	4	25.00	47:17	11:49	91	0:31
63	JAKOBSEN Josefine	F	4	2	2	4	0	-2	0	1	0	15	13.33	98:35	24:38	142	0:41
68	RUSSELL Emma	F	4	0	0	0	0	-2	0	0	0	1	0.00	19:43	4:55	30	0:39
72	REPSTOCK-ROMME Cassandra	GK	4	0	0	0	0		0	0	0	0	0.00				
80	OSTERGAARD Julie	F	4	0	0	0	4	-2	0	0	0	7	0.00	64:57	16:14	105	0:37
87	JACQUET Simone	D	4	0	0	0	0	+1	0	0	0	5	0.00	71:02	17:45	120	0:35
89	FRANSEN Malene	D	4	1	0	1	2	-7	0	0	0	5	20.00	80:38	20:09	130	0:37

Goalkeeping Statistics

No.	Name	GPT	GKD	GPI	MIP	MIP%	GA	SVS	SOG	SVS%	GAA	SO	W	L
30	JENSEN Lisa		4	4	1	46:10	19.41	3	27	30	90.00	3.90	0	0
33	NORDSTROM Emma-Sofie		4	0	0	00:00	0.00	0	0	0	0.00	0.00	0	0
72	REPSTOCK-ROMME Cassandra		4	4	4	191:44	80.59	9	86	95	90.53	2.82	0	1

Legend:

+/- Plus/minus net	A Assists	AT/S Average time per shift
D Defender	F Forward	G Goals
GA Goals against	GAA Goals against as average per 60 minutes	GK Goalkeeper
GKD Goalkeeper dressed	GP Number of games played	GPI Games played in
GPT Number of games played by team	GWG Game winning goals	L Number of games lost
MIP Minutes and seconds played	MIP% MIP as percentage	M/G Minutes per game
No. Jersey number	PIM Penalties in minutes	Pos. Position on team
PPG Power play goals	PTS Points	SG% Percentage of goals from total shots
SHG Shorthanded goals	SO Shutouts	SOG Shots on goal
SVS Saves	SVS% SVS as percentage of total SOG	TM Total minutes played
TSh Total shifts played	W Number of games won	



Player Statistics by Team
队员技术统计 / Statistiques des joueurs par équipe
As of WED 16 FEB 2022
Including Game 27

FIN - Finland

Playing Statistics

No.	Name	Pos.	GP	G	A	PTS	PIM	+/-	GWG	PPG	SHG	SOG	SG%	TM	M/G	TSh	AT/S
1	MAKINEN Eveliina	GK	0	0	0	0	0		0	0	0	0	0.00				
2	KARJALAINEN Sini	D	7	0	0	0	2	-2	0	0	0	1	0.00	67:37	9:39	101	0:40
6	HIIRIKOSKI Jenni	D	7	0	5	5	4	-3	0	0	0	27	0.00	193:20	27:37	269	0:43
7	RANTALA Sanni	D	7	1	1	2	8	-1	1	0	0	6	16.67	92:17	13:11	147	0:37
8	VIITASUO Ella	D	7	0	0	0	0	-2	0	0	0	3	0.00	73:24	10:29	117	0:37
9	LAITINEN Nelli	D	7	2	5	7	4	0	0	2	0	17	11.76	126:47	18:06	197	0:38
10	HOLOPAINEN Elisa	F	7	1	3	4	4	-1	0	0	0	20	5.00	109:39	15:39	176	0:37
12	VANHANEN Sanni	F	7	0	1	1	0	-4	0	0	0	2	0.00	50:53	7:16	71	0:43
15	TUOMINEN Minnamari	D	7	2	1	3	2	-5	0	1	0	11	18.18	116:26	16:38	183	0:38
16	NIEMINEN Petra	F	7	3	5	8	6	0	0	1	0	29	10.34	138:49	19:49	211	0:39
18	RAISANEN Meeri	GK	7	0	0	0	2		0	0	0	0	0.00				
23	HAKALA Sanni	F	7	1	0	1	4	+1	0	0	0	10	10.00	73:57	10:33	135	0:32
24	VAINIKKA Viivi	F	6	2	1	3	2	-1	2	0	0	15	13.33	90:29	15:04	138	0:39
27	LIKALA Julia	F	7	0	0	0	0	-5	0	0	0	6	0.00	59:01	8:25	98	0:36
28	NYLUND Jenniina	F	7	1	0	1	0	-5	0	0	0	9	11.11	89:03	12:43	133	0:40
32	VESA Emilia	F	7	0	0	0	0	-1	0	0	0	0	0.00	30:31	4:21	55	0:33
33	KARVINEN Michelle	F	7	3	4	7	2	-2	0	2	0	23	13.04	148:22	21:11	226	0:39
34	SUNDELIN Sofianna	F	7	0	0	0	2	0	0	0	0	5	0.00	67:56	9:42	117	0:34
36	KEISALA Anni	GK	7	0	0	0	0		0	0	0	0	0.00				
40	TULUS Noora	F	7	0	5	5	2	-2	0	0	0	11	0.00	123:19	17:37	197	0:37
61	NISKANEN Tanja	F	7	0	2	2	6	0	0	0	0	8	0.00	76:34	10:56	144	0:31
77	TAPANI Susanna	F	7	6	2	8	0	-1	0	3	1	23	26.09	149:35	21:22	221	0:40
88	SAVOLAINEN Ronja	D	7	0	2	2	2	-2	0	0	0	7	0.00	161:37	23:05	243	0:39

Goalkeeping Statistics

No.	Name	GPT	GKD	GPI	MIP	MIP%	GA	SVS	SOG	SVS%	GAA	SO	W	L
1	MAKINEN Eveliina		7	0	0	00:00	0.00	0	0	0	0.00	0.00	0	0
18	RAISANEN Meeri		7	7	1	40:00	9.65	7	28	35	10.50	0	0	1
36	KEISALA Anni		7	7	7	374:34	90.35	16	173	189	2.56	2	3	3

Legend:

+/- Plus/minus net	A Assists	AT/S Average time per shift
D Defender	F Forward	G Goals
GA Goals against	GAA Goals against as average per 60 minutes	GK Goalkeeper
GKD Goalkeeper dressed	GP Number of games played	GPI Games played in
GPT Number of games played by team	GWG Game winning goals	L Number of games lost
MIP Minutes and seconds played	MIP% MIP as percentage	M/G Minutes per game
No. Jersey number	PIM Penalties in minutes	Pos. Position on team
PPG Power play goals	PTS Points	SG% Percentage of goals from total shots
SHG Shorthanded goals	SO Shutouts	SOG Shots on goal
SVS Saves	SVS% SVS as percentage of total SOG	TM Total minutes played
TSh Total shifts played	W Number of games won	



Player Statistics by Team
队员技术统计 / Statistiques des joueurs par équipe
As of SAT 12 FEB 2022
Including Game 24

JPN - Japan

Playing Statistics

No.	Name	Pos.	GP	G	A	PTS	PIM	+/-	GWG	PPG	SHG	SOG	SG%	TM	M/G	TSh	AT/S
1	FUJIMOTO Nana	GK	5	0	0	0	0		0	0	0	0	0.00				
2	KOIKE Shiori	D	5	1	3	4	0	-1	0	0	0	11	9.09	110:42	22:08	170	0:39
3	SHIGA Aoi	D	5	0	3	3	0	-1	0	0	0	5	0.00	140:24	28:04	180	0:46
4	TOKO Ayaka	D	5	1	3	4	2	-1	0	0	0	6	16.67	145:30	29:06	184	0:47
6	SUZUKI Sena	D	5	0	0	0	0	-1	0	0	0	2	0.00	44:59	8:59	68	0:39
7	KAWASHIMA Yukiko	D	5	0	0	0	2	-1	0	0	0	1	0.00	41:53	8:22	66	0:38
8	HOSOYAMADA Akane	D	5	1	1	2	0	0	0	1	0	6	16.67	115:24	23:04	168	0:41
10	YONEYAMA Haruna	F	5	2	0	2	4	0	0	0	0	10	20.00	93:02	18:36	135	0:41
11	MIURA Mei	F	5	0	1	1	2	0	0	0	0	2	0.00	23:12	4:38	35	0:39
12	OSAWA Chiho	F	5	0	2	2	2	-1	0	0	0	11	0.00	93:34	18:42	124	0:45
13	FUJIMOTO Moeko	F	5	0	0	0	0	0	0	0	0	0	0.00	8:16	1:39	14	0:35
14	TOKO Haruka	F	5	3	3	6	0	-1	0	2	0	20	15.00	121:57	24:23	150	0:48
15	UKITA Rui	F	5	2	0	2	2	-1	2	0	0	18	11.11	125:42	25:08	153	0:49
16	SHIGA Akane	F	5	2	1	3	2	-1	0	1	0	31	6.45	122:15	24:27	151	0:48
18	TAKA Suzuka	F	5	0	0	0	0	-1	0	0	0	11	0.00	85:14	17:02	113	0:45
19	OTAKI Chika	F	5	0	0	0	0	+1	0	0	0	4	0.00	14:30	2:54	24	0:36
20	MASUHARA Miyuu	GK	0	0	0	0	0		0	0	0	0	0.00				
21	KUBO Hanae	F	5	0	3	3	2	-1	0	0	0	7	0.00	63:08	12:37	81	0:46
22	SHISHIUCHI Miho	F	5	0	0	0	0	0	0	0	0	0	0.00	10:03	2:00	17	0:35
23	YAMASHITA Hikaru	F	5	1	1	2	0	-1	0	0	0	12	8.33	66:49	13:21	106	0:37
27	KOYAMA Remi	F	5	0	1	1	0	0	0	0	0	7	0.00	65:50	13:10	102	0:38
28	YAMASHITA Shiori	D	5	0	0	0	0	+1	0	0	0	0	0.00	6:29	1:17	10	0:38
30	KONISHI Akane	GK	5	0	0	0	0		0	0	0	0	0.00				

Goalkeeping Statistics

No.	Name	GPT	GKD	GPI	MIP	MIP%	GA	SVS	SOG	SVS%	GAA	SO	W	L
1	FUJIMOTO Nana		5	5	292:54	94.48	12	137	149	91.95	2.46	0	2	1
20	MASUHARA Miyuu		5	0	00:00	0.00	0	0	0	0.00	0.00	0	0	0
30	KONISHI Akane		5	5	17:06	5.52	1	13	14	92.86	3.51	0	0	0

Legend:

+/- Plus/minus net	A Assists	AT/S Average time per shift
D Defender	F Forward	G Goals
GA Goals against	GAA Goals against as average per 60 minutes	GK Goalkeeper
GKD Goalkeeper dressed	GP Number of games played	GPI Games played in
GPT Number of games played by team	GWG Game winning goals	L Number of games lost
MIP Minutes and seconds played	MIP% MIP as percentage	M/G Minutes per game
No. Jersey number	PIM Penalties in minutes	Pos. Position on team
PPG Power play goals	PTS Points	SG% Percentage of goals from total shots
SHG Shorthanded goals	SO Shutouts	SOG Shots on goal
SVS Saves	SVS% SVS as percentage of total SOG	TM Total minutes played
TSh Total shifts played	W Number of games won	



Player Statistics by Team
队员技术统计 / Statistiques des joueurs par équipe

REVISED
12 FEB 15:09

As of SAT 12 FEB 2022
Including Game 23

ROC - ROC

Playing Statistics

No.	Name	Pos.	GP	G	A	PTS	PIM	+/-	GWG	PPG	SHG	SOG	SG%	TM	M/G	TSh	AT/S
2	GONCHARENKO Angelina	D	3	0	0	0	2	-2	0	0	0	2	0.00	48:00	16:00	65	0:44
4	SMIRNOVA Yulia	D	5	0	0	0	2	-1	0	0	0	3	0.00	94:50	18:58	140	0:40
10	BELYAKOVA Lyudmila	F	2	0	0	0	0	-1	0	0	0	1	0.00	15:37	7:48	19	0:49
11	GANEYEVA Liana	D	1	0	0	0	0	0	0	0	0	0	0.00	1:11	1:11	2	0:35
12	PECHNIKOVA Maria	D	4	0	1	1	4	0	0	0	0	3	0.00	63:04	15:46	92	0:41
13	PIROGOVA Nina	D	5	0	0	0	4	-7	0	0	0	10	0.00	101:17	20:15	139	0:43
15	PAVLOVA Valeria	F	5	0	1	1	4	-4	0	0	0	15	0.00	85:33	17:06	113	0:45
17	KADIROVA Fanuza	F	5	1	2	3	2	+3	0	0	0	6	16.67	67:14	13:26	87	0:46
18	SOSINA Olga	F	1	0	0	0	0	-2	0	0	0	2	0.00	19:35	19:35	24	0:48
19	PROVOROVA Yelena	D	5	0	1	1	2	0	0	0	0	2	0.00	88:26	17:41	130	0:40
21	BOLGAREVA Polina	F	3	3	0	3	2	+3	0	0	1	5	60.00	47:21	15:47	76	0:37
22	BATALOVA Maria	D	4	0	0	0	2	-1	0	0	0	1	0.00	33:30	8:22	40	0:50
23	GREDZEN Daria	GK	3	0	0	0	0		0	0	0	0	0.00				
26	DOBRODEYEVA Yekaterina	F	5	1	0	1	2	-1	0	0	0	3	33.33	80:51	16:10	111	0:43
27	KORZHAKOVA Veronika	F	5	0	1	1	2	-3	0	0	0	2	0.00	72:44	14:32	106	0:41
29	VAFINA Alexandra	F	5	0	3	3	4	+4	0	0	0	4	0.00	84:52	16:58	113	0:45
30	MERKUSHEVA Valeria	GK	2	0	0	0	0		0	0	0	0	0.00				
42	BRATISHEVA Oxana	F	5	0	1	1	2	-5	0	0	0	3	0.00	81:18	16:15	109	0:44
59	DERGACHYOVA Yelena	F	1	0	0	0	4	-1	0	0	0	0	0.00	16:19	16:19	22	0:44
69	SOROKINA Maria	GK	5	0	0	0	0		0	0	0	0	0.00				
70	SHIBANOVA Anna	D	5	1	0	1	6	0	1	0	0	8	12.50	92:55	18:35	139	0:40
72	SAVONINA Anna	D	5	1	0	1	4	-3	0	0	0	4	25.00	108:47	21:45	150	0:43
73	KULISHOVA Viktoria	F	2	0	0	0	0	-1	0	0	0	4	0.00	29:29	14:44	44	0:40
76	NIKOLAYEVA Yekaterina	D	1	0	0	0	0	0	0	0	0	0	0.00	0:00	0:00	0	0:00
79	FALYAKHOVA Landysh	F	5	0	0	0	2	-2	0	0	0	5	0.00	56:36	11:19	72	0:47
87	LUCHNIKOVA Polina	F	5	0	1	1	2	-1	0	0	0	3	0.00	64:12	12:50	90	0:42
97	SHOKHINA Anna	F	5	1	1	2	2	-7	0	0	0	12	8.33	97:00	19:24	121	0:48

Goalkeeping Statistics

No.	Name	GPT	GKD	GPI	MIP	MIP%	GA	SVS	SOG	SVS%	GAA	SO	W	L
23	GREDZEN Daria		5	3	2	42:22	14.15	4	49	53	92.45	5.66	0	1
30	MERKUSHEVA Valeria		5	2	2	88:49	29.66	4	43	47	91.49	2.70	0	1
69	SOROKINA Maria		5	5	4	168:15	56.19	13	93	106	87.74	4.64	0	2

Legend:

+/- Plus/minus net	A Assists	AT/S Average time per shift
D Defender	F Forward	G Goals
GA Goals against	GAA Goals against as average per 60 minutes	GK Goalkeeper
GKD Goalkeeper dressed	GP Number of games played	GPI Games played in
GPT Number of games played by team	GWG Game winning goals	L Number of games lost
MIP Minutes and seconds played	MIP% MIP as percentage	M/G Minutes per game
No. Jersey number	PIM Penalties in minutes	Pos. Position on team
PPG Power play goals	PTS Points	SG% Percentage of goals from total shots
SHG Shorthanded goals	SO Shutouts	SOG Shots on goal
SVS Saves	SVS% SVS as percentage of total SOG	TM Total minutes played
TSh Total shifts played	W Number of games won	

REVISED Revised to correct the goal scored of ROC 2nd goal at 56:53. After video review the goal has been removed from 87 LUCHNIKOVA and awarded to 17 KADIROVA with first assists of 87 LUCHNIKOVA and 19 PROVOROVA, on game 23.



Player Statistics by Team
队员技术统计 / Statistiques des joueurs par équipe
As of WED 16 FEB 2022
Including Game 27

SUI - Switzerland

Playing Statistics

No.	Name	Pos.	GP	G	A	PTS	PIM	+/-	GWG	PPG	SHG	SOG	SG%	TM	M/G	TSh	AT/S
3	FORSTER Sarah	D	7	0	0	0	2	-6	0	0	0	2	0.00	66:23	9:29	101	0:39
4	HOFSTETTER Nadine	D	2	0	0	0	0	-2	0	0	0	0	0.00	6:24	3:12	9	0:42
7	STALDER Lara	F	7	5	4	9	2	-3	1	4	0	23	21.74	147:25	21:03	200	0:44
8	QUENNEC Kaleigh	F	7	0	0	0	0	-5	0	0	0	0	0.00	35:42	5:06	55	0:38
9	SIGRIST Shannon	D	7	0	1	1	0	-4	0	0	0	2	0.00	95:27	13:38	158	0:36
12	RUEDI Lisa	F	4	0	0	0	4	-6	0	0	0	0	0.00	46:58	11:44	65	0:43
14	RASELLI Evelina	F	7	0	0	0	2	-14	0	0	0	7	0.00	138:34	19:47	194	0:42
15	ZIMMERMANN Laura	F	7	0	0	0	4	-9	0	0	0	8	0.00	65:12	9:18	115	0:34
16	VALLARIO Nicole	D	7	0	1	1	2	-11	0	0	0	6	0.00	121:04	17:17	195	0:37
17	CHRISTEN Lara	D	7	1	2	3	0	-4	0	1	0	4	25.00	163:58	23:25	239	0:41
18	WETLI Stefanie	D	7	0	0	0	0	-9	0	0	0	1	0.00	88:50	12:41	147	0:36
20	BRAENDLI Andrea	GK	7	0	0	0	2		0	0	0	0	0.00				
21	ENZLER Rahel	F	7	0	0	0	0	-12	0	0	0	7	0.00	74:03	10:34	117	0:37
22	LEEMANN Sinja	D	7	0	1	1	0	-6	0	0	0	0	0.00	139:00	19:51	208	0:40
23	BULLO Nicole	D	7	0	0	0	2	-12	0	0	0	0	0.00	105:32	15:04	185	0:34
24	RYHNER Noemi	F	7	0	1	1	0	-5	0	0	0	3	0.00	92:12	13:10	134	0:41
25	MULLER Alina	F	7	4	6	10	4	+1	1	0	2	25	16.00	153:22	21:54	224	0:41
26	RUEGG Dominique	F	7	2	0	2	0	-15	0	1	0	15	13.33	112:33	16:04	180	0:37
28	MARTI Alina	D	7	0	0	0	0	-10	0	0	0	4	0.00	60:13	8:36	111	0:32
29	MAURER Saskia	GK	7	0	0	0	0		0	0	0	0	0.00				
39	SPIES Caroline	GK	0	0	0	0	0		0	0	0	0	0.00				
71	LUTZ Lena Marie	F	7	0	0	0	2	-8	0	0	0	5	0.00	75:07	10:43	119	0:37
88	STAENZ Phoebe	F	7	1	0	1	4	-5	0	0	0	26	3.85	147:35	21:05	198	0:44
98	MOY Keely	F	7	0	1	1	14	-7	0	0	0	7	0.00	109:40	15:40	157	0:41

Goalkeeping Statistics

No.	Name	GPT	GKD	GPI	MIP	MIP%	GA	SVS	SOG	SVS%	GAA	SO	W	L
20	BRAENDLI Andrea	7	7	7	349:21	83.18	32	242	274	88.32	5.50	0	2	4
29	MAURER Saskia	7	7	2	70:39	16.82	11	54	65	83.08	9.34	0	0	1
39	SPIES Caroline	7	0	0	00:00	0.00	0	0	0	0.00	0.00	0	0	0

Legend:

+/- Plus/minus net	A Assists	AT/S Average time per shift
D Defender	F Forward	G Goals
GA Goals against	GAA Goals against as average per 60 minutes	GK Goalkeeper
GKD Goalkeeper dressed	GP Number of games played	GPI Games played in
GPT Number of games played by team	GWG Game winning goals	L Number of games lost
MIP Minutes and seconds played	MIP% MIP as percentage	M/G Minutes per game
No. Jersey number	PIM Penalties in minutes	Pos. Position on team
PPG Power play goals	PTS Points	SG% Percentage of goals from total shots
SHG Shorthanded goals	SO Shutouts	SOG Shots on goal
SVS Saves	SVS% SVS as percentage of total SOG	TM Total minutes played
TSh Total shifts played	W Number of games won	



Player Statistics by Team
队员技术统计 / Statistiques des joueurs par équipe
As of FRI 11 FEB 2022
Including Game 22

SWE - Sweden

Playing Statistics

No.	Name	Pos.	GP	G	A	PTS	PIM	+/-	GWG	PPG	SHG	SOG	SG%	TM	M/G	TSh	AT/S
1	AKER Agnes	GK	0	0	0	0	0		0	0	0	0	0.00				
3	KJELLBIN Anna	D	5	0	0	0	0	-4	0	0	0	2	0.00	87:20	17:28	132	0:39
4	ANDERSSON Linnea	D	5	0	0	0	2	-1	0	0	0	2	0.00	26:29	5:17	43	0:36
5	FALLMAN Johanna	D	5	0	0	0	6	-2	0	0	0	1	0.00	69:11	13:50	113	0:36
8	BERGLUND Ebba	D	5	1	0	1	8	-5	0	1	0	6	16.67	61:04	12:12	95	0:38
9	ADOLFSSON Jessica	D	5	0	1	1	4	-4	0	0	0	5	0.00	99:00	19:48	144	0:41
10	WAXIN Mina	D	5	0	2	2	2	-3	0	0	0	1	0.00	100:48	20:09	150	0:40
11	BOUVENG Josefin	F	5	1	0	1	0	-6	1	0	0	17	5.88	78:08	15:37	111	0:42
12	NYLEN-PERSSON Maja	D	5	1	1	2	4	-2	0	0	0	9	11.11	101:18	20:15	153	0:39
13	MUREN Emma	F	5	1	0	1	0	-3	0	0	0	4	25.00	70:44	14:08	99	0:42
15	JOHANSSON Lisa	F	5	1	0	1	2	-5	1	1	0	5	20.00	69:16	13:51	92	0:45
16	JOHANSSON Linnea	F	5	0	1	1	2	-2	0	0	0	6	0.00	70:20	14:04	95	0:44
17	LUNDIN Sofie	F	5	0	2	2	2	-2	0	0	0	4	0.00	83:06	16:37	115	0:43
19	HJALMARSSON Sara	F	5	0	0	0	6	-1	0	0	0	6	0.00	57:12	11:26	80	0:42
20	BERGSTROM Paula	D	3	0	0	0	2	0	0	0	0	0	0.00	27:32	9:10	48	0:34
22	PETERSON Linn	F	5	0	0	0	0	-1	0	0	0	3	0.00	47:05	9:25	70	0:40
24	WIKNER-ZIENKIEWICZ Felizia	F	5	1	1	2	4	-1	0	0	0	10	10.00	80:43	16:08	123	0:39
25	LJUNGBLOM Lina	F	5	0	1	1	0	-3	0	0	0	9	0.00	80:31	16:06	115	0:42
27	NORDIN Emma	F	5	1	0	1	0	-6	0	0	0	12	8.33	84:21	16:52	123	0:41
28	LOWENHIELM Michelle	F	5	0	0	0	4	-3	0	0	0	11	0.00	90:47	18:09	123	0:44
29	CARLSSON Olivia	F	5	0	0	0	0	-2	0	0	0	7	0.00	68:23	13:40	96	0:42
30	SODERBERG Emma	GK	5	0	0	0	0		0	0	0	0	0.00				
35	BOMAN Ida	GK	5	0	0	0	0		0	0	0	0	0.00				

Goalkeeping Statistics

No.	Name	GPT	GKD	GPI	MIP	MIP%	GA	SVS	SOG	SVS%	GAA	SO	W	L	
1	AKER Agnes		5	0	0	00:00	0.00	0	0	0	0.00	0	0	0	
30	SODERBERG Emma		5	5	5	277:01	93.27	16	167	183	91.26	3.47	0	2	3
35	BOMAN Ida		5	5	1	20:00	6.73	2	15	17	88.24	6.00	0	0	0

Legend:

+/- Plus/minus net	A Assists	AT/S Average time per shift
D Defender	F Forward	G Goals
GA Goals against	GAA Goals against as average per 60 minutes	GK Goalkeeper
GKD Goalkeeper dressed	GP Number of games played	GPI Games played in
GPT Number of games played by team	GWG Game winning goals	L Number of games lost
MIP Minutes and seconds played	MIP% MIP as percentage	M/G Minutes per game
No. Jersey number	PIM Penalties in minutes	Pos. Position on team
PPG Power play goals	PTS Points	SG% Percentage of goals from total shots
SHG Shorthanded goals	SO Shutouts	SOG Shots on goal
SVS Saves	SVS% SVS as percentage of total SOG	TM Total minutes played
TSh Total shifts played	W Number of games won	



Player Statistics by Team
队员技术统计 / Statistiques des joueurs par équipe
As of THU 17 FEB 2022
Including Game 28

USA - United States

Playing Statistics

No.	Name	Pos.	GP	G	A	PTS	PIM	+/-	GWG	PPG	SHG	SOG	SG%	TM	M/G	TSh	AT/S
2	STECKLEIN Lee	D	7	1	0	1	0	+4	1	0	0	11	9.09	160:06	22:52	197	0:48
3	BARNES Cayla	D	7	1	5	6	0	+6	0	1	0	18	5.56	166:03	23:43	195	0:51
4	HARVEY Caroline	D	7	0	0	0	2	+1	0	0	0	5	0.00	23:10	3:18	27	0:51
5	KELLER Megan	D	7	0	4	4	2	+8	0	0	0	21	0.00	176:22	25:11	203	0:52
9	BOZEK Megan	D	7	0	3	3	0	+3	0	0	0	13	0.00	88:18	12:36	125	0:42
11	ROQUE Abby	F	7	1	2	3	4	+4	0	0	0	34	2.94	126:23	18:03	148	0:51
12	PANNEK Kelly	F	7	2	4	6	2	+2	0	0	0	15	13.33	89:38	12:48	116	0:46
13	ZUMWINKLE Grace	F	7	1	0	1	0	+3	0	0	0	24	4.17	69:33	9:56	84	0:49
14	DECKER Brianna	F	1	0	0	0	0	0	0	0	0	0	0.00	2:54	2:54	5	0:34
15	HARMON Savannah	D	7	2	5	7	0	+7	1	2	0	18	11.11	161:49	23:07	188	0:51
16	SCAMURRA Hayley	F	7	1	2	3	4	+5	0	0	0	12	8.33	68:09	9:44	89	0:45
18	COMPHER Jesse	F	7	3	1	4	4	+2	0	0	0	16	18.75	82:29	11:47	106	0:46
19	DUNNE Jincy	D	7	0	3	3	0	+3	0	0	0	5	0.00	40:19	5:45	50	0:48
20	BRANDT Hannah	F	7	0	6	6	2	+7	0	0	0	17	0.00	135:24	19:20	164	0:49
21	KNIGHT Hilary	F	7	6	4	10	0	+6	2	1	1	41	14.63	141:38	20:14	163	0:52
24	CAMERANESI Dani	F	7	2	1	3	7	0	0	0	0	17	11.76	99:09	14:09	115	0:51
25	CARPENTER Alex	F	7	4	3	7	0	+6	0	2	0	35	11.43	113:20	16:11	140	0:48
26	COYNE SCHOFIELD Kendall	F	7	3	3	6	2	+4	1	0	0	39	7.69	140:56	20:08	157	0:53
28	KESSEL Amanda	F	7	3	5	8	0	+6	0	1	0	18	16.67	111:05	15:52	141	0:47
29	HENSLEY Nicole	GK	2	0	0	0	0		0	0	0	0	0.00				
33	CAVALLINI Alex	GK	6	0	0	0	0		0	0	0	0	0.00				
35	ROONEY Maddie	GK	6	0	0	0	2		0	0	0	0	0.00				
37	MURPHY Abbey	F	7	0	1	1	8	+2	0	0	0	15	0.00	64:49	9:15	81	0:48

Goalkeeping Statistics

No.	Name	GPT	GKD	GPI	MIP	MIP%	GA	SVS	SOG	SVS%	GAA	SO	W	L	
29	HENSLEY Nicole		7	2	1	60:00	14.48	0	12	12	100.00	0.00	1	1	0
33	CAVALLINI Alex		7	6	4	236:51	57.18	5	60	65	92.31	1.27	1	3	1
35	ROONEY Maddie		7	6	2	117:23	28.34	6	33	39	84.62	3.07	0	1	1

Legend:

+/- Plus/minus net	A Assists	AT/S Average time per shift
D Defender	F Forward	G Goals
GA Goals against	GAA Goals against as average per 60 minutes	GK Goalkeeper
GKD Goalkeeper dressed	GP Number of games played	GPI Games played in
GPT Number of games played by team	GWG Game winning goals	L Number of games lost
MIP Minutes and seconds played	MIP% MIP as percentage	M/G Minutes per game
No. Jersey number	PIM Penalties in minutes	Pos. Position on team
PPG Power play goals	PTS Points	SG% Percentage of goals from total shots
SHG Shorthanded goals	SO Shutouts	SOG Shots on goal
SVS Saves	SVS% SVS as percentage of total SOG	TM Total minutes played
TSh Total shifts played	W Number of games won	



Team Statistics

队伍数据统计 / Statistiques des équipes

As of THU 17 FEB 2022

Including Game 28

Scoring Efficiency

(Ranked by highest SG% / highest GP)

Rank	Team	GP	GF	SSG	SOG	SG%
1	CAN	7	57	275	332	17.17
2	FIN	7	22	211	233	9.44
3	SUI	7	13	132	145	8.97
4	JPN	5	14	151	165	8.48
5	ROC	5	8	90	98	8.16
6	DEN	4	7	79	86	8.14
7	USA	7	30	344	374	8.02
8	CZE	5	11	147	158	6.96
9	CHN	4	7	102	109	6.42
10	SWE	5	7	113	120	5.83

Power Play

(Ranked by highest PP% / highest GP)

Rank	Team	GP	ADV	PPGF	PP%	TPP	M:S
1	CAN	7	24	10	41.67	38:01	03:48
2	FIN	7	25	9	36.00	37:13	04:08
3	USA	7	29	7	24.14	50:29	07:12
4	JPN	5	17	4	23.53	31:19	07:49
5	SUI	7	31	6	19.35	52:53	08:48
6	SWE	5	16	2	12.50	26:44	13:22
7	CHN	4	8	1	12.50	13:32	13:32
8	DEN	4	17	2	11.76	30:55	15:27
9	CZE	5	21	0	0.00	38:18	00:00
9	ROC	5	14	0	0.00	21:16	00:00

Penalty Killing

(Ranked by highest PK% / highest GP)

Rank	Team	GP	DVG	PPGA	PK%	TSH	M:S
1	CHN	4	10	1	90.00	17:59	17:59
2	CAN	7	34	5	85.29	60:42	12:08
3	FIN	7	26	4	84.62	44:29	11:07
4	SWE	5	23	4	82.61	33:43	08:25
5	DEN	4	17	3	82.35	27:55	09:18
6	JPN	5	11	2	81.82	19:39	09:49
7	USA	7	15	3	80.00	28:39	09:33
8	CZE	5	20	5	75.00	35:07	07:01
9	SUI	7	22	6	72.73	35:56	05:59
10	ROC	5	24	8	66.67	36:31	04:33

Goalkeeping

(Ranked by highest SVS%)

Rank	Team	GP	GA	SVS	SOG	SVS%	GAA	SHGA	PPGA	SO	ENG
1	CHN	4	7	118	125	94.40	1.73	0	1	0	0
2	CAN	7	10	163	173	94.22	1.43	1	5	1	0
3	CZE	5	12	131	143	91.61	2.38	0	5	0	1
4	JPN	5	14	150	164	91.46	2.71	0	2	0	0
5	SWE	5	19	182	201	90.55	3.84	1	4	0	1
6	USA	7	11	105	116	90.52	1.59	0	3	2	0
7	ROC	5	22	185	207	89.37	4.41	2	8	0	1
8	FIN	7	24	201	225	89.33	3.47	0	4	2	1
9	DEN	4	14	113	127	88.98	3.53	0	3	0	2
10	SUI	7	43	296	339	87.32	6.14	2	6	0	0

Penalties

(Ranked by highest PIM)

Rank	Team	GP	2	5	10	GM	MP	PIM	PAVG
1	CAN	7	35	0	0	0	0	70	10:00
2	FIN	7	29	0	0	0	0	58	8:17
3	ROC	5	28	0	0	0	0	56	11:12
4	SWE	5	24	0	0	0	0	48	9:36
5	SUI	7	23	0	0	0	0	46	6:34
6	CZE	5	22	0	0	0	0	44	8:48
7	USA	7	17	1	0	0	0	39	5:34
8	DEN	4	18	0	0	0	0	36	9:00
9	JPN	5	11	0	0	0	0	22	4:24
10	CHN	4	10	0	0	0	0	20	5:00

Shorthanded Goals

(Ranked by highest NET / lowest GP)

Rank	Team	GP	SHGF	SHGA	NET
1	CZE	5	1	0	+1
2	FIN	7	1	0	+1
2	USA	7	1	0	+1
4	CHN	4	0	0	0
4	DEN	4	0	0	0
6	JPN	5	0	0	0
7	SUI	7	2	2	0
8	ROC	5	1	2	-1
8	SWE	5	0	1	-1
10	CAN	7	0	1	-1

Attendance

(Ranked by highest average attendance)

Rank	Team	GP	Spect	AVG
1	CAN	7	4775	682
2	FIN	7	4585	655
3	DEN	4	2389	597
4	USA	7	4164	594
5	SUI	7	4147	592
6	SWE	5	2873	574
7	CZE	5	2848	569
8	JPN	5	2777	555
9	CHN	4	2173	543
10	ROC	5	2593	518
	Total	28	16662	595

Legend:

2 Two (2) minute penalties	5 Five (5) minute penalties	10 Ten (10) minute penalties
ADV Advantage (times on power play)	AVG Average	DVG Disadvantage (number of times shorthanded)
ENG Empty net goals	GA Goals against	GAA Goals against as average per 60 minutes
GF Goals for	GM Game misconducts	GP Number of games played
MP Match penalties	M:S Average time in min. and sec.	NET SHGF - SHGA
PAVG PIM in average	PIM Penalties in minutes	PK% Penalty killing percentage
PPGA Power play goals against	PPGF Power play goals for	PP% Power play eff. as percentage
SG% Percentage of goals from total shots	SHGA Shorthanded goals against	SHGF Shorthanded goals for
SO Shutouts	SOG Shots on goal	Spect Spectators
SSG Shots saved by goalkeeper	SVS Saves	SVS% SVS as percentage of total SOG
TPP Time of power play	TSH Time shorthanded in min. and sec.	



Goalkeepers
守门员 / Gardiens de but
As of THU 17 FEB 2022
Including Game 28

(Ranked by highest SVS% / lowest GAA / highest GPI)

Rank	Name	No.	Team	GKD	GPI	MIP	MIP%	SOG	GA	SVS	SVS%	GAA	PPGA	SHGA	SO
1	ZHOU Jiaying	33	CHN	4	3	182:46	75.28	89	4	85	95.51	1.31	1	0	0
2	PESLAROVA Klara	29	CZE	5	5	262:03	86.52	127	7	120	94.49	1.60	4	0	0
3	DESBIENS Ann-Renee	35	CAN	7	5	300:00	71.43	150	9	141	94.00	1.80	5	1	0
4	CAVALLINI Alex	33	USA	6	4	236:51	57.18	65	5	60	92.31	1.27	0	0	1
5	FUJIMOTO Nana	1	JPN	5	5	292:54	94.48	149	12	137	91.95	2.46	1	0	0
6	KEISALA Anni	36	FIN	7	7	374:34	90.35	189	16	173	91.53	2.56	4	0	2
7	SODERBERG Emma	30	SWE	5	5	277:01	93.27	183	16	167	91.26	3.47	4	1	0
8	REPSTOCK-ROMME Cassandra	72	DEN	4	4	191:44	80.59	95	9	86	90.53	2.82	1	0	0
9	BRAENDLI Andrea	20	SUI	7	7	349:21	83.18	274	32	242	88.32	5.50	5	2	0
10	SOROKINA Maria	69	ROC	5	4	168:15	56.19	106	13	93	87.74	4.64	6	1	0

(Goalkeepers with less than 40% of their team's total minutes (MIP% less 40))

Name	No.	Team	GKD	GPI	MIP	MIP%	SOG	GA	SVS	SVS%	GAA	PPGA	SHGA	SO
HENSLEY Nicole	29	USA	2	1	60:00	14.48	12	0	12	100.00	0.00	0	0	1
MASCHMEYER Emerance	38	CAN	7	2	120:00	28.57	23	1	22	95.65	0.50	0	0	1
KONISHI Akane	30	JPN	5	2	17:06	5.52	14	1	13	92.86	3.51	1	0	0
GREZDEN Daria	23	ROC	3	2	42:22	14.15	53	4	49	92.45	5.66	1	0	0
CHEN Tiya	88	CHN	4	1	60:00	24.72	36	3	33	91.67	3.00	0	0	0
MERKUSHEVA Valeria	30	ROC	2	2	88:49	29.66	47	4	43	91.49	2.70	1	0	0
JENSEN Lisa	30	DEN	4	1	46:10	19.41	30	3	27	90.00	3.90	1	0	0
BOMAN Ida	35	SWE	5	1	20:00	6.73	17	2	15	88.24	6.00	0	0	0
ROONEY Maddie	35	USA	6	2	117:23	28.34	39	6	33	84.62	3.07	3	0	0
MAURER Saskia	29	SUI	7	2	70:39	16.82	65	11	54	83.08	9.34	1	0	0
RAISANEN Meeri	18	FIN	7	1	40:00	9.65	35	7	28	80.00	10.50	0	0	0
SVEJDOVA Viktorie	1	CZE	4	1	40:49	13.48	14	3	11	78.57	4.41	1	0	0

Legend:

GA Goals against	GAA Goals against as average per 60 minutes	GKD Goalkeeper dressed
GPI Games played in	MIP Minutes and seconds played	MIP% MIP as percentage
No. Jersey number	PPGA Power play goals against	SHGA Shorthanded goals against
SO Shutouts (no GA in a game)	SOG Shots on goal (G+SSG)	SVS Saves
SVS% SVS as percentage of total SOG		



Scoring Leaders
得分榜 / Meilleurs marqueurs
As of THU 17 FEB 2022
Including Game 28

(Ranked by highest PTS/ highest G/ lowest GP)

Rank	Name	No.	Team	Pos.	GP	G	A	PTS	PIM	+/-
1	NURSE Sarah	20	CAN	F	7	5	13	18	4	+19
2	POULIN Marie-Philip	29	CAN	F	7	6	11	17	6	+9
3	JENNER Brianne	19	CAN	F	7	9	5	14	2	+15
4	SPOONER Natalie	24	CAN	F	7	3	11	14	0	+12
5	THOMPSON Claire	42	CAN	D	7	2	11	13	2	+23
6	FILLIER Sarah	10	CAN	F	7	8	3	11	0	+13
7	KNIGHT Hilary	21	USA	F	7	6	4	10	0	+6
8	MULLER Alina	25	SUI	F	7	4	6	10	4	+1
9	JOHNSTON Rebecca	6	CAN	F	7	2	8	10	2	+8
10	RATTRAY Jamie Lee	47	CAN	F	7	5	4	9	0	+9
10	STALDER Lara	7	SUI	F	7	5	4	9	2	-3
12	AMBROSE Erin	23	CAN	D	7	4	5	9	2	+19
13	TAPANI Susanna	77	FIN	F	7	6	2	8	0	-1
14	KESSEL Amanda	28	USA	F	7	3	5	8	0	+6
14	NIEMINEN Petra	16	FIN	F	7	3	5	8	6	0
16	CARPENTER Alex	25	USA	F	7	4	3	7	0	+6
16	TURNBULL Blayre	40	CAN	F	7	4	3	7	8	+11
18	KARVINEN Michelle	33	FIN	F	7	3	4	7	2	-2
19	HARMON Savannah	15	USA	D	7	2	5	7	0	+7
19	LAITINEN Nelli	9	FIN	D	7	2	5	7	4	0
21	STACEY Laura	7	CAN	F	7	4	2	6	6	+6
22	TOKO Haruka	14	JPN	F	5	3	3	6	0	-1
23	COYNE SCHOFIELD Kendall	26	USA	F	7	3	3	6	2	+4
24	VANISOVA Tereza	21	CZE	F	5	2	4	6	6	+5
25	PANNEK Kelly	12	USA	F	7	2	4	6	2	+2
26	BARNES Cayla	3	USA	D	7	1	5	6	0	+6
27	BRANDT Hannah	20	USA	F	7	0	6	6	2	+7
28	BELL Ashton	21	CAN	D	7	1	4	5	0	+5
28	FAST Renata	14	CAN	D	7	1	4	5	8	+12
30	HIIRIKOSKI Jenni	6	FIN	D	7	0	5	5	4	-3
30	TULUS Noora	40	FIN	F	7	0	5	5	2	-2

Legend:

+/-	Plus/minus net	A	Assists	D	Defender
F	Forward	G	Goals	GP	Number of games played
No.	Jersey number	PIM	Penalties in minutes	Pos.	Position
PTS	Points				



Goal Scoring Leaders
进球得分榜 / Meilleurs buteurs
As of THU 17 FEB 2022
Including Game 28

(Ranked by highest G/ lowest GP)

Rank	Name	No.	Team	Pos.	GP	G	S	SG%	PPG	SHG	+/-
1	JENNER Brianne	19	CAN	F	7	9	38	23.68	1	0	+15
2	FILLIER Sarah	10	CAN	F	7	8	29	27.59	1	0	+13
3	KNIGHT Hilary	21	USA	F	7	6	41	14.63	1	1	+6
3	POULIN Marie-Philip	29	CAN	F	7	6	25	24.00	1	0	+9
3	TAPANI Susanna	77	FIN	F	7	6	23	26.09	3	1	-1
6	NURSE Sarah	20	CAN	F	7	5	22	22.73	0	0	+19
6	RATTRAY Jamie Lee	47	CAN	F	7	5	22	22.73	2	0	+9
6	STALDER Lara	7	SUI	F	7	5	23	21.74	4	0	-3
9	AMBROSE Erin	23	CAN	D	7	4	18	22.22	1	0	+19
9	CARPENTER Alex	25	USA	F	7	4	35	11.43	2	0	+6
9	MULLER Alina	25	SUI	F	7	4	25	16.00	0	2	+1
9	STACEY Laura	7	CAN	F	7	4	14	28.57	0	0	+6
9	TURNBULL Blayre	40	CAN	F	7	4	22	18.18	0	0	+11
14	BOLGAREVA Polina	21	ROC	F	3	3	5	60.00	0	1	+3
15	TOKO Haruka	14	JPN	F	5	3	20	15.00	2	0	-1
16	COMPHER Jesse	18	USA	F	7	3	16	18.75	0	0	+2
16	COYNE SCHOFIELD Kendall	26	USA	F	7	3	39	7.69	0	0	+4
16	KARVINEN Michelle	33	FIN	F	7	3	23	13.04	2	0	-2
16	KESSEL Amanda	28	USA	F	7	3	18	16.67	1	0	+6
16	NIEMINEN Petra	16	FIN	F	7	3	29	10.34	1	0	0
16	SPOONER Natalie	24	CAN	F	7	3	24	12.50	2	0	+12
22	JAKOBSEN Josefina	63	DEN	F	4	2	15	13.33	1	0	-2
22	LIN Qiqi	8	CHN	F	4	2	11	18.18	0	0	+2
24	KRIZOVA Denisa	10	CZE	F	5	2	11	18.18	0	0	+3
24	PEJZLOVA Michaela	18	CZE	F	5	2	7	28.57	0	0	+3
24	SHIGA Akane	16	JPN	F	5	2	31	6.45	1	0	-1
24	UKITA Rui	15	JPN	F	5	2	18	11.11	0	0	-1
24	VANISOVA Tereza	21	CZE	F	5	2	9	22.22	0	0	+5
24	YONEYAMA Haruna	10	JPN	F	5	2	10	20.00	0	0	0
30	VAINIKKA Viivi	24	FIN	F	6	2	15	13.33	0	0	-1

Legend:

+/-	Plus/minus net	D	Defender	F	Forward	G	Goals
GP	Number of games played	No.	Jersey number	Pos.	Position	PPG	Power play goals
S	Shots	SG%	Percentage of goals from total shots	SHG	Shorthanded goals		



Assist Leaders
协助榜 / Meilleurs assistants
As of THU 17 FEB 2022
Including Game 28

(Ranked by highest A/ lowest GP)

Rank	Name	No.	Team	Pos.	GP	A	+/-
1	NURSE Sarah	20	CAN	F	7	13	+19
2	POULIN Marie-Philip	29	CAN	F	7	11	+9
2	SPOONER Natalie	24	CAN	F	7	11	+12
2	THOMPSON Claire	42	CAN	D	7	11	+23
5	JOHNSTON Rebecca	6	CAN	F	7	8	+8
6	BRANDT Hannah	20	USA	F	7	6	+7
6	MULLER Alina	25	SUI	F	7	6	+1
8	AMBROSE Erin	23	CAN	D	7	5	+19
8	BARNES Cayla	3	USA	D	7	5	+6
8	HARMON Savannah	15	USA	D	7	5	+7
8	HIIRIKOSKI Jenni	6	FIN	D	7	5	-3
8	JENNER Brianne	19	CAN	F	7	5	+15
8	KESSEL Amanda	28	USA	F	7	5	+6
8	LAITINEN Nelli	9	FIN	D	7	5	0
8	NIEMINEN Petra	16	FIN	F	7	5	0
8	TULUS Noora	40	FIN	F	7	5	-2
17	VANISOVA Tereza	21	CZE	F	5	4	+5
18	BELL Ashton	21	CAN	D	7	4	+5
18	FAST Renata	14	CAN	D	7	4	+12
18	KARVINEN Michelle	33	FIN	F	7	4	-2
18	KELLER Megan	5	USA	D	7	4	+8
18	KNIGHT Hilary	21	USA	F	7	4	+6
18	PANNEK Kelly	12	USA	F	7	4	+2
18	RATTRAY Jamie Lee	47	CAN	F	7	4	+9
18	STALDER Lara	7	SUI	F	7	4	-3
18	ZANDEE-HART Micah	28	CAN	D	7	4	+6
27	JENSEN Noline	14	DEN	F	4	3	-2
28	KOIKE Shiori	2	JPN	D	5	3	-1
28	KUBO Hanae	21	JPN	F	5	3	-1
28	SHIGA Aoi	3	JPN	D	5	3	-1
28	TOKO Ayaka	4	JPN	D	5	3	-1
28	TOKO Haruka	14	JPN	F	5	3	-1
28	VAFINA Alexandra	29	ROC	F	5	3	+4

Legend:

+/-	Plus/minus net	A	Assists	D	Defender	F	Forward
GP	Number of games played	No.	Jersey number	Pos.	Position		



Defenders Scoring Leaders
后卫得分榜 / Meilleurs défenseurs marqueurs
As of THU 17 FEB 2022
Including Game 28

(Ranked by highest PTS / highest G / lowest GP)

Rank	Name	No.	Team	GP	G	A	PTS	PIM	+/-
1	THOMPSON Claire	42	CAN	7	2	11	13	2	+23
2	AMBROSE Erin	23	CAN	7	4	5	9	2	+19
3	HARMON Savannah	15	USA	7	2	5	7	0	+7
3	LAITINEN Nelli	9	FIN	7	2	5	7	4	0
5	BARNES Cayla	3	USA	7	1	5	6	0	+6
6	BELL Ashton	21	CAN	7	1	4	5	0	+5
6	FAST Renata	14	CAN	7	1	4	5	8	+12
8	HIIRIKOSKI Jenni	6	FIN	7	0	5	5	4	-3
9	KOIKE Shiori	2	JPN	5	1	3	4	0	-1
9	TOKO Ayaka	4	JPN	5	1	3	4	2	-1
11	KELLER Megan	5	USA	7	0	4	4	2	+8
11	ZANDEE-HART Micah	28	CAN	7	0	4	4	8	+6
13	TUOMINEN Minnamari	15	FIN	7	2	1	3	2	-5
14	CHRISTEN Lara	17	SUI	7	1	2	3	0	-4
15	SHIGA Aoi	3	JPN	5	0	3	3	0	-1
16	BOZEK Megan	9	USA	7	0	3	3	0	+3
16	DUNNE Jincy	19	USA	7	0	3	3	0	+3
16	SHELTON Ella	17	CAN	7	0	3	3	2	+8
19	HOSOYAMADA Akane	8	JPN	5	1	1	2	0	0
19	NYLEN-PERSSON Maja	12	SWE	5	1	1	2	4	-2
19	RADOVA Tereza	27	CZE	5	1	1	2	6	+3
19	TEJRALOVA Aneta	2	CZE	5	1	1	2	2	+1
23	RANTALA Sanni	7	FIN	7	1	1	2	8	-1
24	WANG Yuting	49	CHN	4	0	2	2	0	+2
25	WAXIN Mina	10	SWE	5	0	2	2	2	-3
26	LAROCQUE Jocelyne	3	CAN	7	0	2	2	10	+11
26	SAVOLAINEN Ronja	88	FIN	7	0	2	2	2	-2
28	FRANSEN Malene	89	DEN	4	1	0	1	2	-7
29	BERGLUND Ebba	8	SWE	5	1	0	1	8	-5
29	SAVONINA Anna	72	ROC	5	1	0	1	4	-3
29	SHIBANOVA Anna	70	ROC	5	1	0	1	6	0

Legend:

+/-	Plus/minus net	A	Assists	G	Goals
GP	Number of games played	No.	Jersey number	PIM	Penalties in minutes
PTS	Points				



Face-off Leaders
争球榜 / Meilleurs joueurs de mise en jeu
As of THU 17 FEB 2022
Including Game 28

(Ranked by highest FO%)

Rank	Name	No.	Team	Pos.	GP	FO+	FO-	FO+/-	FO%
1	DECKER Brianna	14	USA	F	1	4	0	4	100.00
2	LJUNGBLOM Lina	25	SWE	F	5	15	5	10	75.00
3	POULIN Marie-Philip	29	CAN	F	7	71	35	36	66.98
4	CARPENTER Alex	25	USA	F	7	22	12	10	64.71
5	NURSE Sarah	20	CAN	F	7	20	11	9	64.52
6	JENNER Brianne	19	CAN	F	7	25	14	11	64.10
7	MI Le	34	CHN	F	4	55	34	21	61.80
8	VAINIKKA Viivi	24	FIN	F	6	18	12	6	60.00
9	ROQUE Abby	11	USA	F	7	62	42	20	59.62
10	MULLER Alina	25	SUI	F	7	103	71	32	59.20
11	FILLIER Sarah	10	CAN	F	7	46	32	14	58.97
12	TOKO Haruka	14	JPN	F	5	70	52	18	57.38
13	NISKANEN Tanja	61	FIN	F	7	37	28	9	56.92
14	WEIS Michelle	21	DEN	F	4	18	14	4	56.25
15	BRANDT Hannah	20	USA	F	7	75	67	8	52.82
16	RASELLI Evelina	14	SUI	F	7	69	62	7	52.67
17	TULUS Noora	40	FIN	F	7	41	37	4	52.56
18	LOWENHIELM Michelle	28	SWE	F	5	45	41	4	52.33
19	MALTAIS Emma	27	CAN	F	7	27	25	2	51.92
20	TURNBULL Blayne	40	CAN	F	7	65	61	4	51.59
21	KORZHAKOVA Veronika	27	ROC	F	5	38	36	2	51.35
22	OSTERGAARD Julie	80	DEN	F	4	23	23	0	50.00
22	SERDAR Lenka	7	CZE	F	5	13	13	0	50.00
24	MILLS Alena	9	CZE	F	5	24	25	-1	48.98
25	TAPANI Susanna	77	FIN	F	7	74	79	-5	48.37
26	TAKA Suzuka	18	JPN	F	5	27	29	-2	48.21
27	MRAZOVA Katerina	16	CZE	F	5	33	37	-4	47.14
28	NORDIN Emma	27	SWE	F	5	32	36	-4	47.06
29	JAKOBSEN Josefine	63	DEN	F	4	30	34	-4	46.88
30	HJALMARSSON Sara	19	SWE	F	5	21	24	-3	46.67

Note:

Average of four face-offs per game played required for ranking.

Legend:

F	Forward	FO+	Face-offs won	FO-	Face-offs lost
FO+/-	Face-offs net	FO%	Face-offs won as percentage	GP	Number of games played
No.	Jersey number	Pos.	Position		



Plus-Minus Leaders
效率值榜 / Meilleurs joueurs plus-moins
As of THU 17 FEB 2022
Including Game 28

(Ranked by highest +/- / highest + / lowest GP)

Rank	Name	No.	Team	Pos.	GP	+	-	+/-
1	THOMPSON Claire	42	CAN	D	7	26	3	+23
2	AMBROSE Erin	23	CAN	D	7	22	3	+19
3	NURSE Sarah	20	CAN	F	7	21	2	+19
4	JENNER Brianne	19	CAN	F	7	18	3	+15
5	FILLIER Sarah	10	CAN	F	7	15	2	+13
6	SPOONER Natalie	24	CAN	F	7	13	1	+12
7	FAST Renata	14	CAN	D	7	12	0	+12
8	LAROCQUE Jocelyne	3	CAN	D	7	11	0	+11
8	TURNBULL Blayne	40	CAN	F	7	11	0	+11
10	POULIN Marie-Philip	29	CAN	F	7	13	4	+9
11	RATTRAY Jamie Lee	47	CAN	F	7	10	1	+9
12	KELLER Megan	5	USA	D	7	10	2	+8
13	JOHNSTON Rebecca	6	CAN	F	7	9	1	+8
14	SHELTON Ella	17	CAN	D	7	8	0	+8
15	HARMON Savannah	15	USA	D	7	9	2	+7
16	BRANDT Hannah	20	USA	F	7	8	1	+7
17	KNIGHT Hilary	21	USA	F	7	9	3	+6
18	ZANDEE-HART Micah	28	CAN	D	7	8	2	+6
19	BARNES Cayla	3	USA	D	7	7	1	+6
19	STACEY Laura	7	CAN	F	7	7	1	+6
21	CARPENTER Alex	25	USA	F	7	6	0	+6
21	KESSEL Amanda	28	USA	F	7	6	0	+6
21	SAULNIER Jill	11	CAN	F	7	6	0	+6
24	VANISOVA Tereza	21	CZE	F	5	6	1	+5
25	BELL Ashton	21	CAN	D	7	6	1	+5
26	MALTAIS Emma	27	CAN	F	7	5	0	+5
26	SCAMURRA Hayley	16	USA	F	7	5	0	+5
28	STECKLEIN Lee	2	USA	D	7	8	4	+4
29	COYNE SCHOFIELD Kendall	26	USA	F	7	7	3	+4
30	MRAZOVA Katerina	16	CZE	F	5	5	1	+4
30	VAFINA Alexandra	29	ROC	F	5	5	1	+4

Legend:

+ Positive participation	+/- Plus/minus net	- Negative participation	D Defender
F Forward	GP Number of games played	No. Jersey number	Pos. Position



Most Penalised Players
受罚榜 / Joueurs les plus pénalisés
As of THU 17 FEB 2022
Including Game 28

(Ranked by highest PIM / lowest GP)

Rank	Name	No.	Team	Pos.	GP	PIM	2	5	10	GM	MP	PAVG
1	MOY Keely	98	SUI	F	7	14	7	0	0	0	0	2:00
2	LAROCQUE Jocelyne	3	CAN	D	7	10	5	0	0	0	0	1:25
3	ASPERUP Josephine	19	DEN	D	4	8	4	0	0	0	0	2:00
4	BERGLUND Ebba	8	SWE	D	5	8	4	0	0	0	0	1:36
5	FAST Renata	14	CAN	D	7	8	4	0	0	0	0	1:08
5	MURPHY Abbey	37	USA	F	7	8	4	0	0	0	0	1:08
5	RANTALA Sanni	7	FIN	D	7	8	4	0	0	0	0	1:08
5	TURNBULL Blayne	40	CAN	F	7	8	4	0	0	0	0	1:08
5	ZANDEE-HART Micah	28	CAN	D	7	8	4	0	0	0	0	1:08
10	CAMERANESI Dani	24	USA	F	7	7	1	1	0	0	0	1:00
11	FALLMAN Johanna	5	SWE	D	5	6	3	0	0	0	0	1:12
11	HJALMARSSON Sara	19	SWE	F	5	6	3	0	0	0	0	1:12
11	LASKOVA Dominika	14	CZE	D	5	6	3	0	0	0	0	1:12
11	RADOVA Tereza	27	CZE	D	5	6	3	0	0	0	0	1:12
11	SHIBANOVA Anna	70	ROC	D	5	6	3	0	0	0	0	1:12
11	VANISOVA Tereza	21	CZE	F	5	6	3	0	0	0	0	1:12
17	NIEMINEN Petra	16	FIN	F	7	6	3	0	0	0	0	0:51
17	NISKANEN Tanja	61	FIN	F	7	6	3	0	0	0	0	0:51
17	POULIN Marie-Philip	29	CAN	F	7	6	3	0	0	0	0	0:51
17	STACEY Laura	7	CAN	F	7	6	3	0	0	0	0	0:51
21	DERGACHYOVA Yelena	59	ROC	F	1	4	2	0	0	0	0	4:00
22	FEI Anna	28	CHN	D	4	4	2	0	0	0	0	1:00
22	JENSEN Nicoline	14	DEN	F	4	4	2	0	0	0	0	1:00
22	LI Beika	44	CHN	F	4	4	2	0	0	0	0	1:00
22	OSTERGAARD Julie	80	DEN	F	4	4	2	0	0	0	0	1:00
22	PECHNIKOVA Maria	12	ROC	D	4	4	2	0	0	0	0	1:00
22	PERSSON Josefina	8	DEN	F	4	4	2	0	0	0	0	1:00
22	RUEDI Lisa	12	SUI	F	4	4	2	0	0	0	0	1:00
29	ADOLFSSON Jessica	9	SWE	D	5	4	2	0	0	0	0	0:48
29	LOWENHIELM Michelle	28	SWE	F	5	4	2	0	0	0	0	0:48
29	MRAZOVA Katerina	16	CZE	F	5	4	2	0	0	0	0	0:48
29	NYLEN-PERSSON Maja	12	SWE	D	5	4	2	0	0	0	0	0:48
29	PAVLOVA Valeria	15	ROC	F	5	4	2	0	0	0	0	0:48
29	PIROGOVA Nina	13	ROC	D	5	4	2	0	0	0	0	0:48
29	SAVONINA Anna	72	ROC	D	5	4	2	0	0	0	0	0:48
29	SERDAR Lenka	7	CZE	F	5	4	2	0	0	0	0	0:48
29	VAFINA Alexandra	29	ROC	F	5	4	2	0	0	0	0	0:48
29	WIKNER-ZIENKIEWICZ Felizia	24	SWE	F	5	4	2	0	0	0	0	0:48
29	YONEYAMA Haruna	10	JPN	F	5	4	2	0	0	0	0	0:48

Legend:

2	Two (2) minute penalties	5	Five (5) minute penalties	10	Ten (10) minute penalties
D	Defender	F	Forward	GM	Game misconducts
GP	Games played	MP	Match penalties	No.	Jersey number
PAVG	PIM (average) per game	PIM	Penalties in minutes	Pos.	Position



Time on Ice Leaders
上场时间榜 / Meneurs du temps sur la glace
As of THU 17 FEB 2022
Including Game 28

(Ranked by highest M/G / highest GP / highest TSh)

Rank	Name	No.	Team	Pos.	GP	TM	M/G	TSh	AT/S	AS/G
1	WANG Yuting	49	CHN	D	4	119:36	29:54	131	0:54	32.7
2	TOKO Ayaka	4	JPN	D	5	145:30	29:06	184	0:47	36.8
3	SHIGA Aoi	3	JPN	D	5	140:24	28:04	180	0:46	36.0
4	HIIRIKOSKI Jenni	6	FIN	D	7	193:20	27:37	269	0:43	38.4
5	KELLER Megan	5	USA	D	7	176:22	25:11	203	0:52	29.0
6	UKITA Rui	15	JPN	F	5	125:42	25:08	153	0:49	30.6
7	LIN Qiqi	8	CHN	F	4	99:57	24:59	115	0:52	28.7
8	JAKOBSEN Josefine	63	DEN	F	4	98:35	24:38	142	0:41	35.5
9	SHIGA Akane	16	JPN	F	5	122:15	24:27	151	0:48	30.2
10	TOKO Haruka	14	JPN	F	5	121:57	24:23	150	0:48	30.0
11	MI Le	34	CHN	F	4	97:27	24:21	111	0:52	27.7
12	LIN Ni	91	CHN	F	4	95:35	23:53	114	0:50	28.5
13	BARNES Cayla	3	USA	D	7	166:03	23:43	195	0:51	27.8
14	HUANG Huier	5	CHN	D	4	93:58	23:29	103	0:54	25.7
15	CHRISTEN Lara	17	SUI	D	7	163:58	23:25	239	0:41	34.1
16	PERSSON Josefine	8	DEN	F	4	93:22	23:20	136	0:41	34.0
17	HARMON Savannah	15	USA	D	7	161:49	23:07	188	0:51	26.8
18	SAVOLAINEN Ronja	88	FIN	D	7	161:37	23:05	243	0:39	34.7
19	HOSOYAMADA Akane	8	JPN	D	5	115:24	23:04	168	0:41	33.6
20	STECKLEIN Lee	2	USA	D	7	160:06	22:52	197	0:48	28.1
21	TEJRALOVA Aneta	2	CZE	D	5	112:47	22:33	150	0:45	30.0
22	JENSEN Nicoline	14	DEN	F	4	89:36	22:24	149	0:36	37.2
23	KOIKE Shiori	2	JPN	D	5	110:42	22:08	170	0:39	34.0
24	YU Baiwei	2	CHN	D	4	88:17	22:04	116	0:45	29.0
25	WEIS Michelle	21	DEN	F	4	87:45	21:56	134	0:39	33.5
26	MULLER Alina	25	SUI	F	7	153:22	21:54	224	0:41	32.0
27	SAVONINA Anna	72	ROC	D	5	108:47	21:45	150	0:43	30.0
28	FAST Renata	14	CAN	D	7	150:45	21:32	240	0:37	34.2
29	TAPANI Susanna	77	FIN	F	7	149:35	21:22	221	0:40	31.5
30	KARVINEN Michelle	33	FIN	F	7	148:22	21:11	226	0:39	32.2

Legend:

AS/G	Average shifts per game	AT/S	Average time per shift	D	Defender
F	Forward	GP	Number of games played	M/G	Minutes per game
No.	Jersey number	Pos.	Position	TM	Total minutes played
TSh	Total shifts played				



Media All Stars and Most Valuable Player

媒体评选全明星和最具价值队员 / Étoiles sélectionnées par les médias et meilleur joueur
As of THU 17 FEB 2022

	Position	Name	NOC Code
Media All Stars:	Goalkeeper	PESLAROVA Klara	CZE - Czech Republic
	Defender	THOMPSON Claire	CAN - Canada
		HIIRIKOSKI Jenni	FIN - Finland
Most Valuable Player:	Forward	NURSE Sarah	CAN - Canada
		POULIN Marie-Philip	CAN - Canada
		JENNER Brianne	CAN - Canada
	Forward	JENNER Brianne	CAN - Canada



Medallists
获奖运动员 / Médaillé(e)s
THU 17 FEB 2022

GOLD	SILVER	BRONZE
CAN - Canada	USA - United States	FIN - Finland
3 LAROCQUE Jocelyne	2 STECKLEIN Lee	1 MAKINEN Eveliina
6 JOHNSTON Rebecca	3 BARNES Cayla	2 KARJALAINEN Sini
7 STACEY Laura	4 HARVEY Caroline	6 HIIRIKOSKI Jenni
10 FILLIER Sarah	5 KELLER Megan	7 RANTALA Sanni
11 SAULNIER Jill	9 BOZEK Megan	8 VIITASUO Ella
14 FAST Renata	11 ROQUE Abby	9 LAITINEN Nelli
15 DAOUST Melodie	12 PANNEK Kelly	10 HOLOPAINEN Elisa
17 SHELTON Ella	13 ZUMWINKLE Grace	12 VANHANEN Sanni
19 JENNER Brianna	14 DECKER Brianna	15 TUOMINEN Minnamari
20 NURSE Sarah	15 HARMON Savannah	16 NIEMINEN Petra
21 BELL Ashton	16 SCAMURRA Hayley	18 RAISANEN Meeri
23 AMBROSE Erin	18 COMPHER Jesse	23 HAKALA Sanni
24 SPOONER Natalie	19 DUNNE Jincy	24 VAINIKKA Viivi
26 CLARK Emily	20 BRANDT Hannah	27 LIIKALA Julia
27 MALTAIS Emma	21 KNIGHT Hilary	28 NYLUND Jenniina
28 ZANDEE-HART Micah	24 CAMERANESI Dani	32 VESA Emilia
29 POULIN Marie-Philip	25 CARPENTER Alex	33 KARVINEN Michelle
35 DESBIENS Ann-Renee	26 COYNE SCHOFIELD Kendall	34 SUNDELIN Sofianna
38 MASCHMEYER Emerance	28 KESSEL Amanda	36 KEISALA Anni
40 TURNBULL Blayre	29 HENSLEY Nicole	40 TULUS Noora
42 THOMPSON Claire	33 CAVALLINI Alex	61 NISKANEN Tanja
47 RATTRAY Jamie Lee	35 ROONEY Maddie	77 TAPANI Susanna
50 CAMPBELL Kristen	37 MURPHY Abbey	88 SAVOLAINEN Ronja



Official Communication
官方通告 / Communication officielle

Item: 1

Start Time Rescheduled to 13:15

Due to safety and security concerns the start time of game 13 ROC-CAN has been rescheduled to 13:15

Issued by: Hannes Ederer, Technical Delegate
Time: 12:45
Date: 7 FEB 2022

This decision affects: Results
Schedule
Other

X



一起向未来
Together for a Shared Future